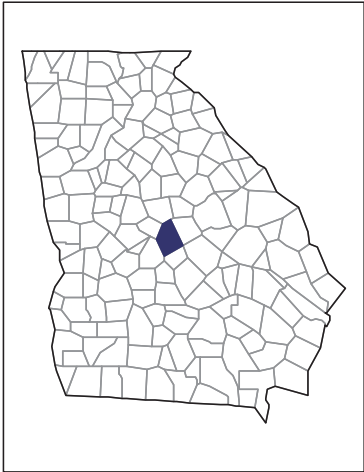


2012 CENSUS OF AGRICULTURE

RACE / ETHNICITY / GENDER PROFILE

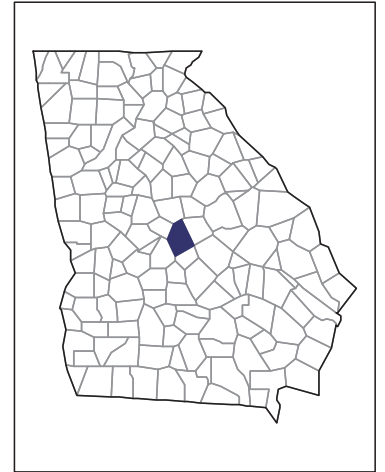
Twiggs County - Georgia Farms with Women Principal Operators Compared with All Farms



Data are not available at this geographic level for farms with Women Principal Operators.

2012 CENSUS OF AGRICULTURE
RACE / ETHNICITY / GENDER PROFILE

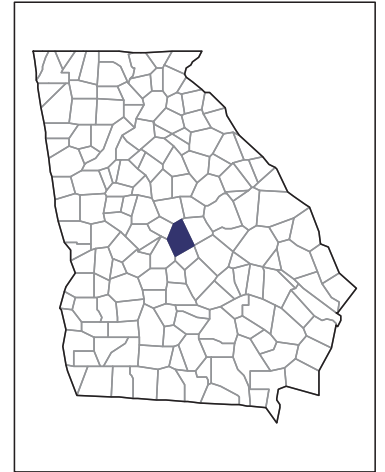
Twiggs County - Georgia
Farms with Spanish, Hispanic, or Latino Operators Compared with All Farms



Data are not available at this geographic level for farms with Spanish, Hispanic, or Latino Operators.

2012 CENSUS OF AGRICULTURE
RACE / ETHNICITY / GENDER PROFILE

Twiggs County - Georgia
Farms with American Indian or Alaska
Native Operators Compared with All
Farms

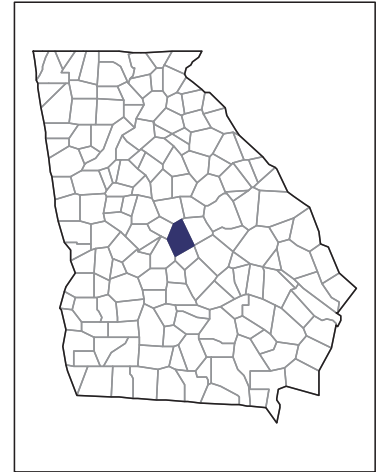


Data are not available at this geographic level for farms with American Indian or Alaska Native Operators.



2012 CENSUS OF AGRICULTURE
RACE / ETHNICITY / GENDER PROFILE

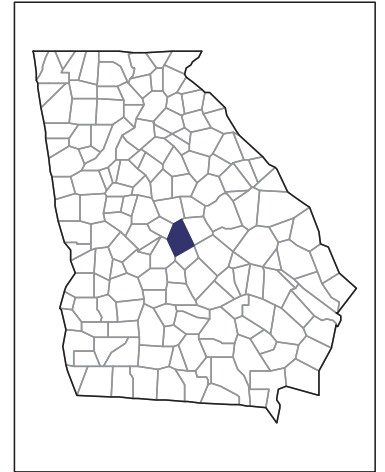
Twiggs County - Georgia
Farms with Asian Operators Compared
with All Farms



Data are not available at this geographic level for farms with Asian Operators.

2012 CENSUS OF AGRICULTURE
RACE / ETHNICITY / GENDER PROFILE

Twiggs County - Georgia
Farms with Black or African American
Operators Compared with All Farms



Data are not available at this geographic level for farms with Black or African American Operators.

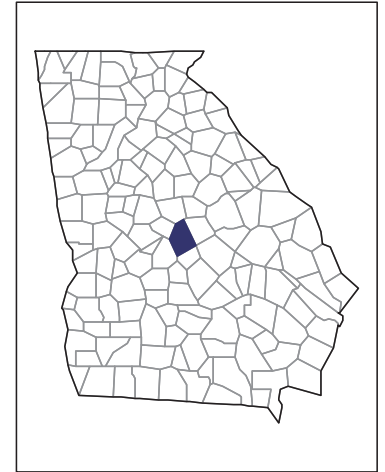


US Department of Agriculture
National Agricultural Statistics Service

www.agcensus.usda.gov

2012 CENSUS OF AGRICULTURE
RACE / ETHNICITY / GENDER PROFILE

Twiggs County - Georgia
Farms with Native Hawaiian or Other Pacific Islander Operators Compared with All Farms

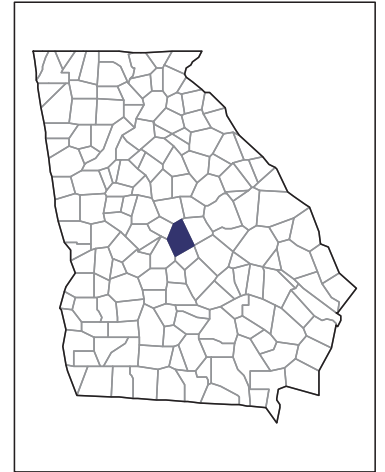


Data are not available at this geographic level for farms with Native Hawaiian or Other Pacific Islander Operators.



2012 CENSUS OF AGRICULTURE
RACE / ETHNICITY / GENDER PROFILE

Twiggs County - Georgia
Farms with White Operators Compared
with All Farms



Data are not available at this geographic level for farms with White Operators.

