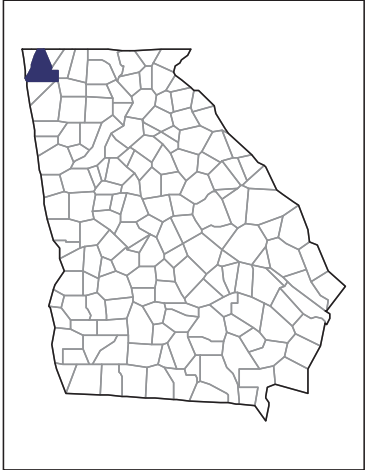


2012 CENSUS OF AGRICULTURE

RACE / ETHNICITY / GENDER PROFILE

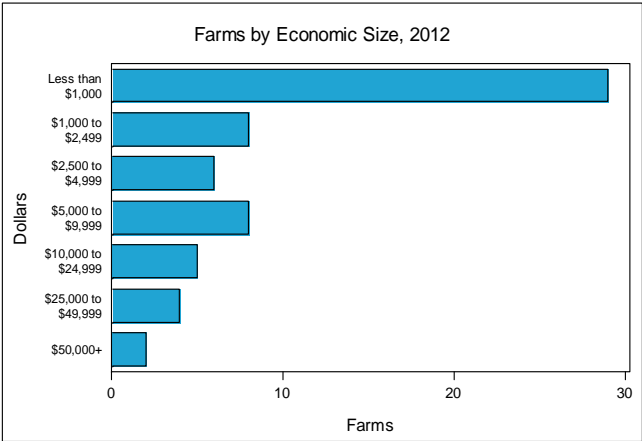
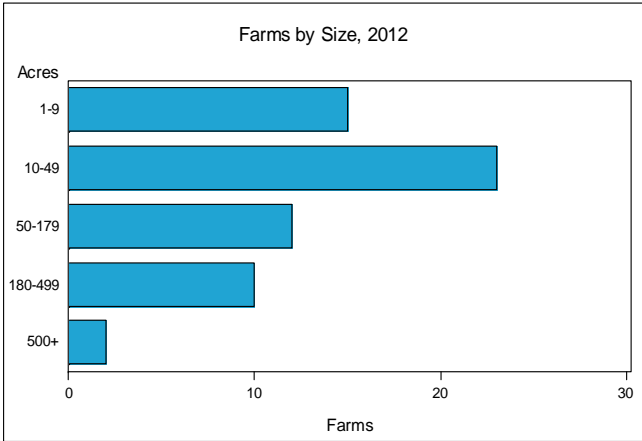



Walker County - Georgia Farms with Women Principal Operators Compared with All Farms

	Women Principal Operators	All Farms
Number of Farms	62	528
Land in Farms	6,205 acres	79,706 acres
Average Size of Farm	100 acres	151 acres
Market Value of Products Sold	(D)	\$108,204,000
Crop Sales	\$206,000	\$8,719,000
Livestock Sales	(D)	\$99,484,000
Average Per Farm	(D)	\$204,931
Government Payments	\$24,000	\$1,049,000
Average Per Farm Receiving Payments	\$4,833	\$12,201

See footnotes on reverse page.

Farms with Women Principal Operators





2012 CENSUS OF AGRICULTURE
RACE / ETHNICITY / GENDER PROFILE

Walker County - Georgia Farms with Women Principal Operators

Selected Highlights

Item	Farms	Quantity
MARKET VALUE OF AGRICULTURAL PRODUCTS SOLD (\$1,000)		
Total value of agricultural products sold	62	(D)
Value of crops including nursery and greenhouse	19	206
Value of livestock, poultry, and their products	24	(D)
VALUE OF SALES BY COMMODITY GROUP (\$1,000)		
Grains, oilseeds, dry beans, and dry peas	-	-
Tobacco	-	-
Cotton and cottonseed	-	-
Vegetables, melons, potatoes and sweet potatoes	2	(D)
Fruits, tree nuts, and berries	3	88
Nursery, greenhouse, floriculture, and sod	1	(D)
Cut Christmas trees and short rotation woody crops	4	(D)
Other crops and hay	11	99
Poultry and eggs	6	(D)
Cattle and calves	4	98
Milk from cows	-	-
Hogs and pigs	3	(D)
Sheep, goats, wool, mohair, and milk	6	9
Horses, ponies, mules, burros, and donkeys	9	17
Aquaculture	-	-
Other animals and other animal products	7	(D)
TOP CROP ITEMS (acres)		
Forage, all	20	500
Pecans, all	2	(D)
Grapes	2	(D)
Cut Christmas trees	4	12
Peaches, all	2	(D)
TOP LIVESTOCK INVENTORY ITEMS (number)		
Broilers and other meat-type chickens	2	(D)
Cattle and calves	15	553
Horses and ponies	37	348
Layers	9	282
Pullets for laying flock replacement	3	108

Operator Characteristics

Item	Quantity
Primary occupation:	
Farming	35
Other	27
Days worked off farm:	
None	34
Any	28
Years on present farm:	
2 years or less	10
3 to 4 years	8
5 to 9 years	22
10 years or more	22
Age group:	
Under 35 years	9
35 to 44 years	5
45 to 64 years	30
65 years and over	18
Average age of principal operator (years)	55.1

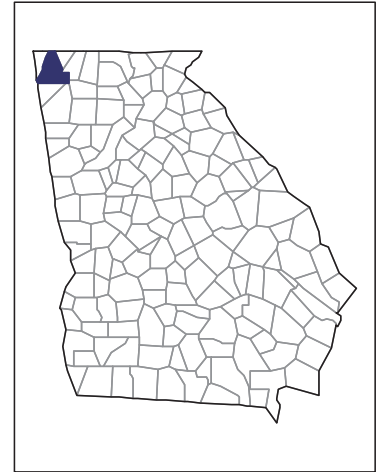
Economic Characteristics

Item	Quantity
Farms by value of sales:	
Less than \$1,000	32
\$1,000 to \$2,499	8
\$2,500 to \$4,999	7
\$5,000 to \$9,999	4
\$10,000 to \$49,999	9
\$50,000 to \$99,999	1
\$100,000 to \$249,999	-
\$250,000 to \$499,999	-
\$500,000 or more	1
Total farm production expenses (\$1,000)	4,889
Average per farm (\$)	78,847
Net cash farm income of operation (\$1,000)	(D)
Average per farm (\$)	(D)
Value of agricultural products sold directly to individuals for human consumption (\$1,000)	(D)
Total organic product sales (\$1,000)	-
Total income from farm-related sources, gross before taxes and expenses (\$1,000)	368

See "Census of Agriculture, Volume 1, Geographic Area Series" for complete footnotes, explanations, definitions, and methodology.
 - Represents zero. (D) Withheld to avoid disclosing data for individual operations.

2012 CENSUS OF AGRICULTURE
RACE / ETHNICITY / GENDER PROFILE

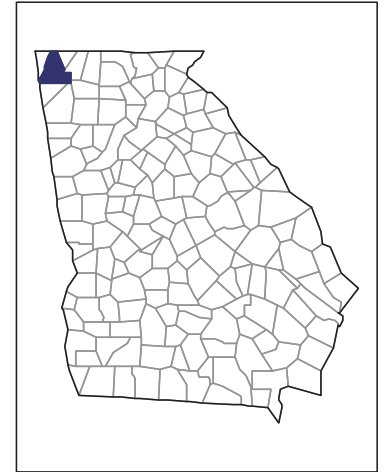
Walker County - Georgia
Farms with Spanish, Hispanic, or Latino Operators Compared with All Farms



Data are not available at this geographic level for farms with Spanish, Hispanic, or Latino Operators.

2012 CENSUS OF AGRICULTURE
RACE / ETHNICITY / GENDER PROFILE

Walker County - Georgia
Farms with American Indian or Alaska
Native Operators Compared with All
Farms



Data are not available at this geographic level for farms with American Indian or Alaska Native Operators.

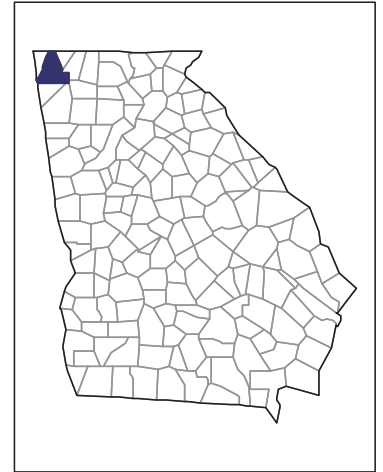


US Department of Agriculture
National Agricultural Statistics Service

www.agcensus.usda.gov

2012 CENSUS OF AGRICULTURE
RACE / ETHNICITY / GENDER PROFILE

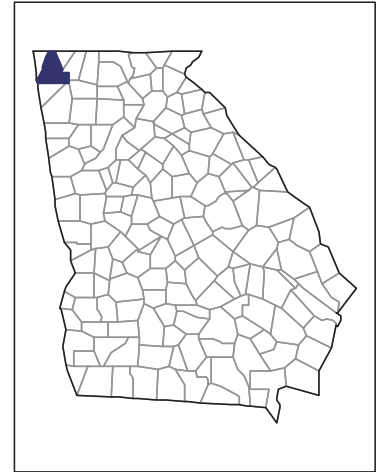
Walker County - Georgia
Farms with Asian Operators Compared
with All Farms



Data are not available at this geographic level for farms with Asian Operators.

2012 CENSUS OF AGRICULTURE
RACE / ETHNICITY / GENDER PROFILE

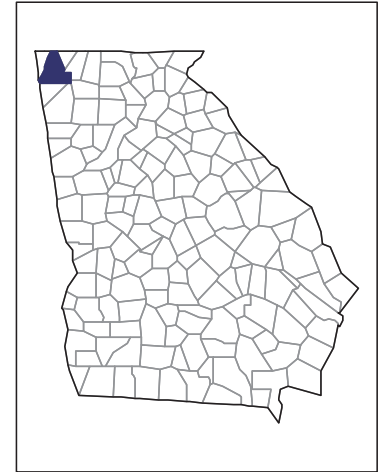
Walker County - Georgia
Farms with Black or African American
Operators Compared with All Farms



Data are not available at this geographic level for farms with Black or African American Operators.

2012 CENSUS OF AGRICULTURE
RACE / ETHNICITY / GENDER PROFILE

Walker County - Georgia
Farms with Native Hawaiian or Other Pacific Islander Operators Compared with All Farms

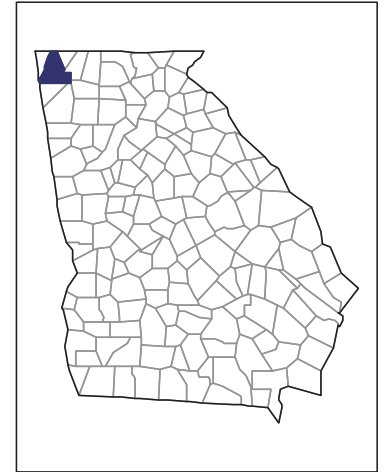


Data are not available at this geographic level for farms with Native Hawaiian or Other Pacific Islander Operators.



2012 CENSUS OF AGRICULTURE
RACE / ETHNICITY / GENDER PROFILE

Walker County - Georgia
Farms with White Operators Compared
with All Farms



Data are not available at this geographic level for farms with White Operators.

