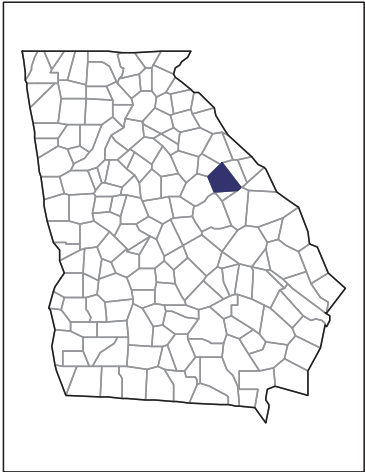


2012 CENSUS OF AGRICULTURE

RACE / ETHNICITY / GENDER PROFILE

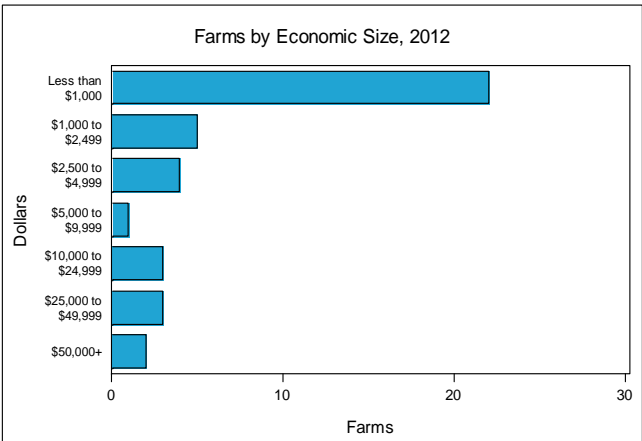
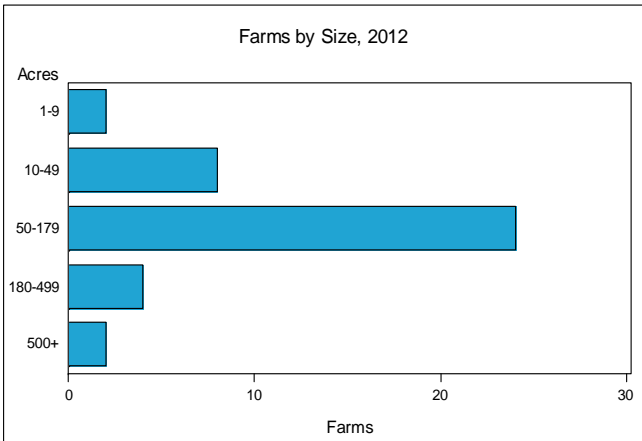


Warren County - Georgia Farms with Women Principal Operators Compared with All Farms

	Women Principal Operators	All Farms
Number of Farms	40	134
Land in Farms	5,988 acres	34,423 acres
Average Size of Farm	150 acres	257 acres
Market Value of Products Sold	\$298,000	\$5,587,000
Crop Sales	\$187,000	\$3,239,000
Livestock Sales	\$111,000	\$2,348,000
Average Per Farm	\$7,455	\$41,697
Government Payments	(D)	\$225,000
Average Per Farm Receiving Payments	(D)	\$7,264

See footnotes on reverse page.

Farms with Women Principal Operators





2012 CENSUS OF AGRICULTURE
RACE / ETHNICITY / GENDER PROFILE

Warren County - Georgia Farms with Women Principal Operators

Selected Highlights

Item	Farms	Quantity
MARKET VALUE OF AGRICULTURAL PRODUCTS SOLD (\$1,000)		
Total value of agricultural products sold	40	298
Value of crops including nursery and greenhouse	9	187
Value of livestock, poultry, and their products	17	111
VALUE OF SALES BY COMMODITY GROUP (\$1,000)		
Grains, oilseeds, dry beans, and dry peas	2	(D)
Tobacco	-	-
Cotton and cottonseed	-	-
Vegetables, melons, potatoes and sweet potatoes	-	-
Fruits, tree nuts, and berries	5	(D)
Nursery, greenhouse, floriculture, and sod	-	-
Cut Christmas trees and short rotation woody crops	-	-
Other crops and hay	4	97
Poultry and eggs	8	(D)
Cattle and calves	5	89
Milk from cows	-	-
Hogs and pigs	-	-
Sheep, goats, wool, mohair, and milk	3	2
Horses, ponies, mules, burros, and donkeys	2	(D)
Aquaculture	-	-
Other animals and other animal products	4	(D)
TOP CROP ITEMS (acres)		
Forage, all	8	490
Pecans, all	5	(D)
Corn for grain	2	(D)
Land in Berries	2	(D)
Blueberries, tame	2	(D)
TOP LIVESTOCK INVENTORY ITEMS (number)		
Layers	11	358
Cattle and calves	6	293
Horses and ponies	28	199
Broilers and other meat-type chickens	2	(D)
Goats, all	6	96

Operator Characteristics

Item	Quantity
Primary occupation:	
Farming	10
Other	30
Days worked off farm:	
None	16
Any	24
Years on present farm:	
2 years or less	1
3 to 4 years	-
5 to 9 years	12
10 years or more	27
Age group:	
Under 35 years	-
35 to 44 years	6
45 to 64 years	15
65 years and over	19
Average age of principal operator (years)	62.7

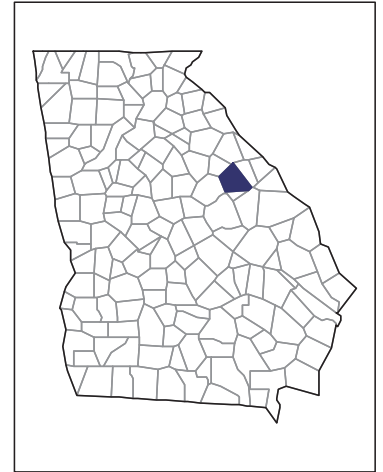
Economic Characteristics

Item	Quantity
Farms by value of sales:	
Less than \$1,000	22
\$1,000 to \$2,499	5
\$2,500 to \$4,999	4
\$5,000 to \$9,999	2
\$10,000 to \$49,999	6
\$50,000 to \$99,999	-
\$100,000 to \$249,999	1
\$250,000 to \$499,999	-
\$500,000 or more	-
Total farm production expenses (\$1,000)	825
Average per farm (\$)	20,621
Net cash farm income of operation (\$1,000)	-433
Average per farm (\$)	-10,832
Value of agricultural products sold directly to individuals for human consumption (\$1,000)	-
Total organic product sales (\$1,000)	-
Total income from farm-related sources, gross before taxes and expenses (\$1,000)	34

See "Census of Agriculture, Volume 1, Geographic Area Series" for complete footnotes, explanations, definitions, and methodology.
 - Represents zero. (D) Withheld to avoid disclosing data for individual operations.

2012 CENSUS OF AGRICULTURE
RACE / ETHNICITY / GENDER PROFILE

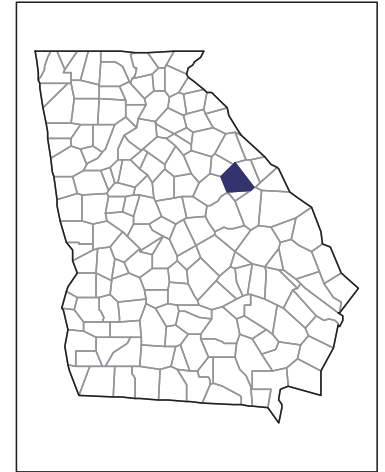
Warren County - Georgia
Farms with Spanish, Hispanic, or Latino Operators Compared with All Farms



Data are not available at this geographic level for farms with Spanish, Hispanic, or Latino Operators.

2012 CENSUS OF AGRICULTURE
RACE / ETHNICITY / GENDER PROFILE

Warren County - Georgia
Farms with American Indian or Alaska
Native Operators Compared with All
Farms



Data are not available at this geographic level for farms with American Indian or Alaska Native Operators.

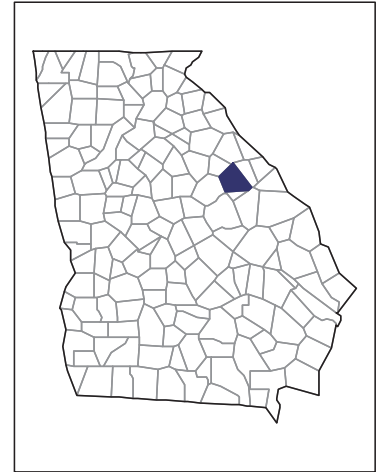


US Department of Agriculture
National Agricultural Statistics Service

www.agcensus.usda.gov

2012 CENSUS OF AGRICULTURE
RACE / ETHNICITY / GENDER PROFILE

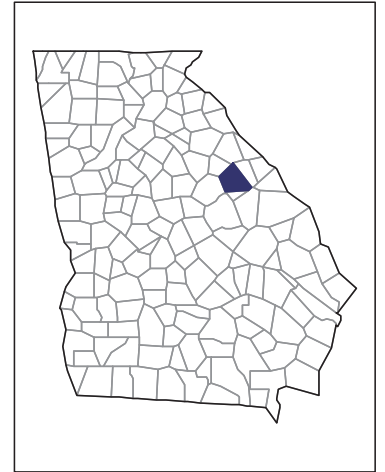
Warren County - Georgia
Farms with Asian Operators Compared
with All Farms



Data are not available at this geographic level for farms with Asian Operators.

2012 CENSUS OF AGRICULTURE
RACE / ETHNICITY / GENDER PROFILE

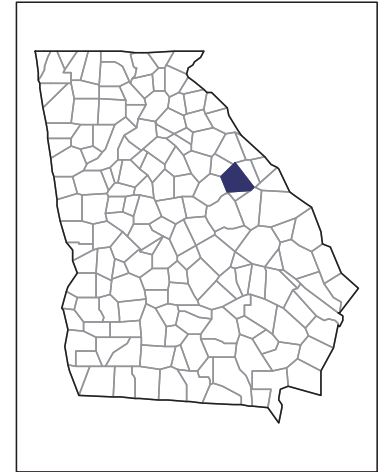
Warren County - Georgia
Farms with Black or African American
Operators Compared with All Farms



Data are not available at this geographic level for farms with Black or African American Operators.

2012 CENSUS OF AGRICULTURE
RACE / ETHNICITY / GENDER PROFILE

Warren County - Georgia
Farms with Native Hawaiian or Other Pacific Islander Operators Compared with All Farms



Data are not available at this geographic level for farms with Native Hawaiian or Other Pacific Islander Operators.

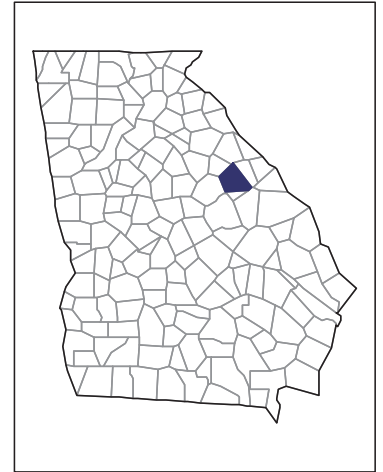


US Department of Agriculture
National Agricultural Statistics Service

www.agcensus.usda.gov

2012 CENSUS OF AGRICULTURE
RACE / ETHNICITY / GENDER PROFILE

Warren County - Georgia
Farms with White Operators Compared
with All Farms



Data are not available at this geographic level for farms with White Operators.

