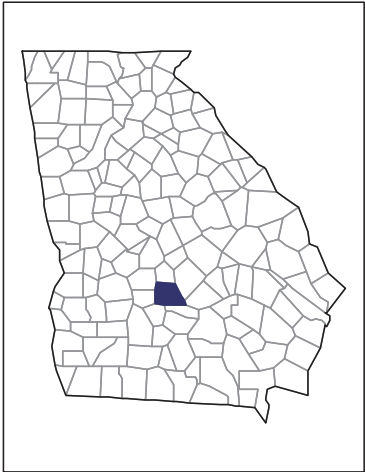


2012 CENSUS OF AGRICULTURE

RACE / ETHNICITY / GENDER PROFILE

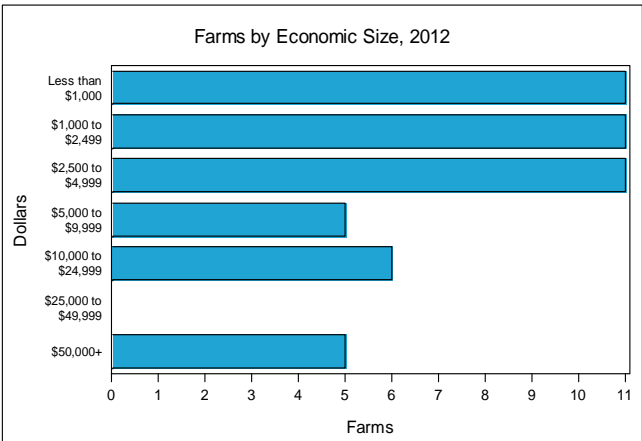
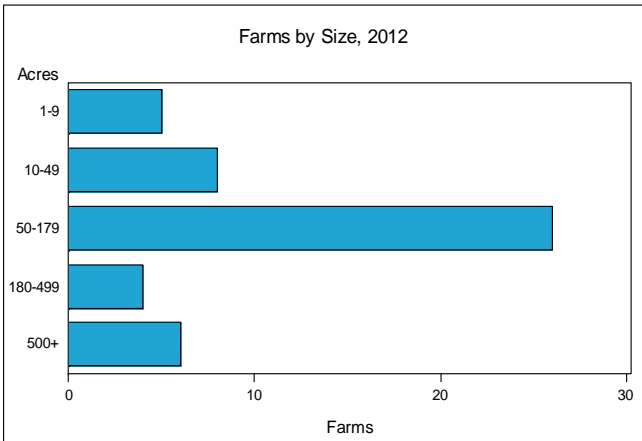
Wilcox County - Georgia Farms with Women Principal Operators Compared with All Farms



	Women Principal Operators	All Farms
Number of Farms	49	365
Land in Farms	8,226 acres	115,451 acres
Average Size of Farm	168 acres	316 acres
Market Value of Products Sold	\$4,658,000	\$104,942,000
Crop Sales	(D)	\$67,716,000
Livestock Sales	(D)	\$37,226,000
Average Per Farm	\$95,071	\$287,514
Government Payments	\$190,000	\$2,491,000
Average Per Farm Receiving Payments	\$5,147	\$8,501

See footnotes on reverse page.

Farms with Women Principal Operators





2012 CENSUS OF AGRICULTURE
RACE / ETHNICITY / GENDER PROFILE

Wilcox County - Georgia Farms with Women Principal Operators

Selected Highlights

Item	Farms	Quantity
MARKET VALUE OF AGRICULTURAL PRODUCTS SOLD (\$1,000)		
Total value of agricultural products sold	49	4,658
Value of crops including nursery and greenhouse	12	(D)
Value of livestock, poultry, and their products	8	(D)
VALUE OF SALES BY COMMODITY GROUP (\$1,000)		
Grains, oilseeds, dry beans, and dry peas	-	-
Tobacco	-	-
Cotton and cottonseed	2	(D)
Vegetables, melons, potatoes and sweet potatoes	2	(D)
Fruits, tree nuts, and berries	6	(D)
Nursery, greenhouse, floriculture, and sod	-	-
Cut Christmas trees and short rotation woody crops	-	-
Other crops and hay	4	296
Poultry and eggs	2	(D)
Cattle and calves	6	(D)
Milk from cows	-	-
Hogs and pigs	-	-
Sheep, goats, wool, mohair, and milk	1	(D)
Horses, ponies, mules, burros, and donkeys	-	-
Aquaculture	-	-
Other animals and other animal products	-	-
TOP CROP ITEMS (acres)		
Upland cotton	2	(D)
Peanuts for nuts	4	550
Forage, all	6	120
Pecans, all	7	40
Vegetables harvested, all	2	(D)
TOP LIVESTOCK INVENTORY ITEMS (number)		
Broilers and other meat-type chickens	2	(D)
Cattle and calves	9	287
Layers	1	(D)
Goats, all	3	(D)
Ducks	1	(D)

Operator Characteristics

Item	Quantity
Primary occupation:	
Farming	15
Other	34
Days worked off farm:	
None	28
Any	21
Years on present farm:	
2 years or less	2
3 to 4 years	6
5 to 9 years	8
10 years or more	33
Age group:	
Under 35 years	-
35 to 44 years	2
45 to 64 years	12
65 years and over	35
Average age of principal operator (years)	69.2

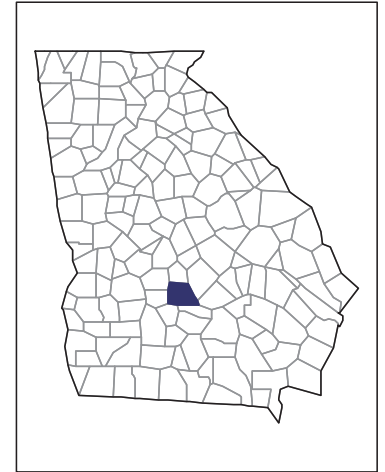
Economic Characteristics

Item	Quantity
Farms by value of sales:	
Less than \$1,000	33
\$1,000 to \$2,499	4
\$2,500 to \$4,999	1
\$5,000 to \$9,999	-
\$10,000 to \$49,999	6
\$50,000 to \$99,999	2
\$100,000 to \$249,999	-
\$250,000 to \$499,999	2
\$500,000 or more	1
Total farm production expenses (\$1,000)	3,926
Average per farm (\$)	80,128
Net cash farm income of operation (\$1,000)	1,103
Average per farm (\$)	22,518
Value of agricultural products sold directly to individuals for human consumption (\$1,000)	1
Total organic product sales (\$1,000)	-
Total income from farm-related sources, gross before taxes and expenses (\$1,000)	181

See "Census of Agriculture, Volume 1, Geographic Area Series" for complete footnotes, explanations, definitions, and methodology.
 - Represents zero. (D) Withheld to avoid disclosing data for individual operations.

2012 CENSUS OF AGRICULTURE
RACE / ETHNICITY / GENDER PROFILE

Wilcox County - Georgia
Farms with Spanish, Hispanic, or Latino Operators Compared with All Farms

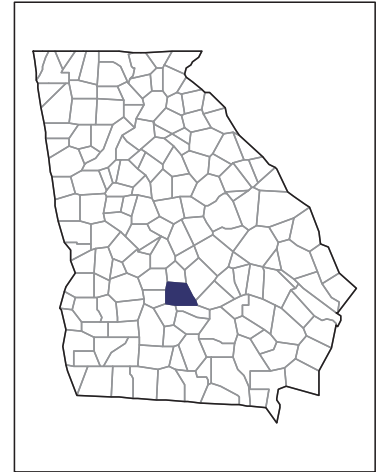


Data are not available at this geographic level for farms with Spanish, Hispanic, or Latino Operators.



2012 CENSUS OF AGRICULTURE
RACE / ETHNICITY / GENDER PROFILE

Wilcox County - Georgia
Farms with American Indian or Alaska
Native Operators Compared with All
Farms

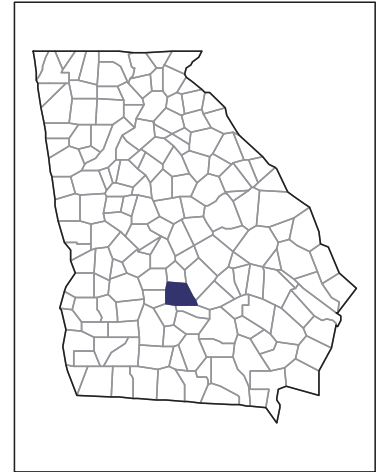


Data are not available at this geographic level for farms with American Indian or Alaska Native Operators.



2012 CENSUS OF AGRICULTURE
RACE / ETHNICITY / GENDER PROFILE

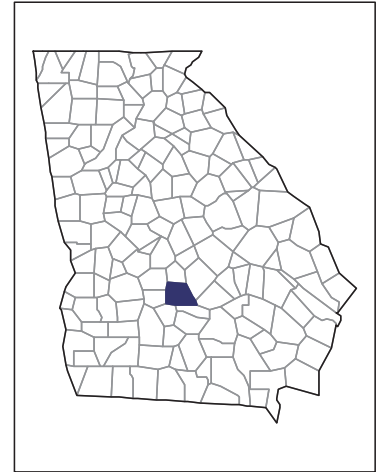
Wilcox County - Georgia
Farms with Asian Operators Compared
with All Farms



Data are not available at this geographic level for farms with Asian Operators.

2012 CENSUS OF AGRICULTURE
RACE / ETHNICITY / GENDER PROFILE

Wilcox County - Georgia
Farms with Black or African American
Operators Compared with All Farms



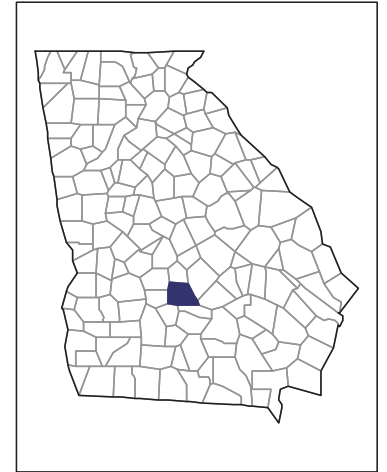
Data are not available at this geographic level for farms with Black or African American Operators.



2012 CENSUS OF AGRICULTURE

RACE / ETHNICITY / GENDER PROFILE

Wilcox County - Georgia Farms with Native Hawaiian or Other Pacific Islander Operators Compared with All Farms



Data are not available at this geographic level for farms with Native Hawaiian or Other Pacific Islander Operators.

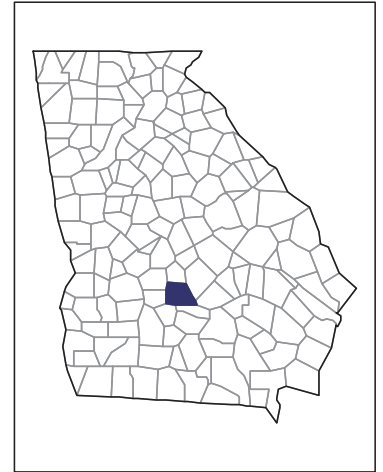


US Department of Agriculture
National Agricultural Statistics Service

www.agcensus.usda.gov

2012 CENSUS OF AGRICULTURE
RACE / ETHNICITY / GENDER PROFILE

Wilcox County - Georgia
Farms with White Operators Compared
with All Farms



Data are not available at this geographic level for farms with White Operators.

