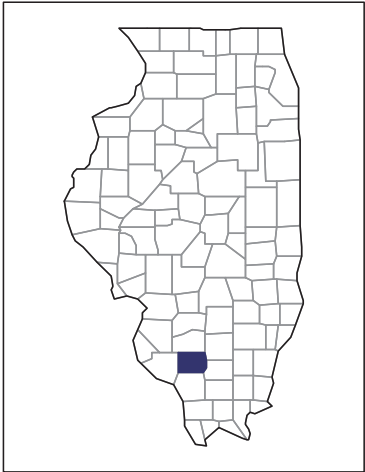


2012 CENSUS OF AGRICULTURE

RACE / ETHNICITY / GENDER PROFILE

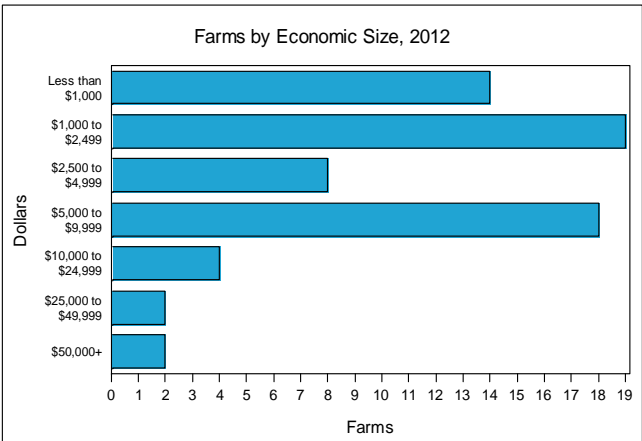
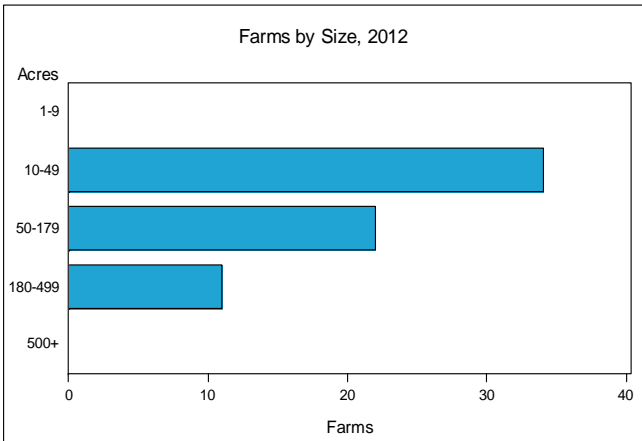


Perry County - Illinois Farms with Women Principal Operators Compared with All Farms

	Women Principal Operators	All Farms
Number of Farms	67	560
Land in Farms	5,509 acres	180,635 acres
Average Size of Farm	82 acres	323 acres
Market Value of Products Sold	\$259,000	\$45,390,000
Crop Sales	\$176,000	\$40,193,000
Livestock Sales	\$83,000	\$5,197,000
Average Per Farm	\$3,869	\$81,053
Government Payments	\$150,000	\$2,310,000
Average Per Farm Receiving Payments	\$3,122	\$5,225

See footnotes on reverse page.

Farms with Women Principal Operators





2012 CENSUS OF AGRICULTURE
RACE / ETHNICITY / GENDER PROFILE

Perry County - Illinois

Farms with Women Principal Operators

Selected Highlights

Item	Farms	Quantity
MARKET VALUE OF AGRICULTURAL PRODUCTS SOLD (\$1,000)		
Total value of agricultural products sold	67	259
Value of crops including nursery and greenhouse	11	176
Value of livestock, poultry, and their products	13	83
VALUE OF SALES BY COMMODITY GROUP (\$1,000)		
Grains, oilseeds, dry beans, and dry peas	6	153
Tobacco	-	-
Cotton and cottonseed	-	-
Vegetables, melons, potatoes and sweet potatoes	4	(D)
Fruits, tree nuts, and berries	4	14
Nursery, greenhouse, floriculture, and sod	-	-
Cut Christmas trees and short rotation woody crops	-	-
Other crops and hay	1	(D)
Poultry and eggs	3	1
Cattle and calves	4	34
Milk from cows	-	-
Hogs and pigs	-	-
Sheep, goats, wool, mohair, and milk	-	-
Horses, ponies, mules, burros, and donkeys	6	48
Aquaculture	-	-
Other animals and other animal products	-	-
TOP CROP ITEMS (acres)		
Soybeans for beans	5	383
Corn for grain	5	276
Forage, all	6	146
Winter wheat for grain	2	(D)
Vegetables harvested, all	4	7
TOP LIVESTOCK INVENTORY ITEMS (number)		
Cattle and calves	6	254
Layers	3	122
Horses and ponies	14	57
Goats, all	2	(D)
Mules, burros, and donkeys	2	(D)

Operator Characteristics

Item	Quantity
Primary occupation:	
Farming	18
Other	49
Days worked off farm:	
None	31
Any	36
Years on present farm:	
2 years or less	2
3 to 4 years	2
5 to 9 years	1
10 years or more	62
Age group:	
Under 35 years	4
35 to 44 years	6
45 to 64 years	29
65 years and over	28
Average age of principal operator (years)	61.7

Economic Characteristics

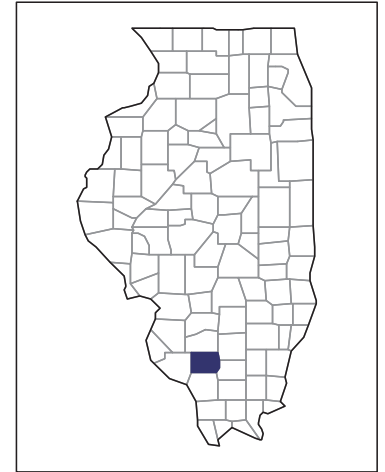
Item	Quantity
Farms by value of sales:	
Less than \$1,000	48
\$1,000 to \$2,499	1
\$2,500 to \$4,999	1
\$5,000 to \$9,999	12
\$10,000 to \$49,999	5
\$50,000 to \$99,999	-
\$100,000 to \$249,999	-
\$250,000 to \$499,999	-
\$500,000 or more	-
Total farm production expenses (\$1,000)	476
Average per farm (\$)	7,098
Net cash farm income of operation (\$1,000)	274
Average per farm (\$)	4,092
Value of agricultural products sold directly to individuals for human consumption (\$1,000)	(D)
Total organic product sales (\$1,000)	-
Total income from farm-related sources, gross before taxes and expenses (\$1,000)	341

See "Census of Agriculture, Volume 1, Geographic Area Series" for complete footnotes, explanations, definitions, and methodology.

- Represents zero. (D) Withheld to avoid disclosing data for individual operations.

2012 CENSUS OF AGRICULTURE
RACE / ETHNICITY / GENDER PROFILE

Perry County - Illinois
Farms with Spanish, Hispanic, or Latino Operators Compared with All Farms



Data are not available at this geographic level for farms with Spanish, Hispanic, or Latino Operators.

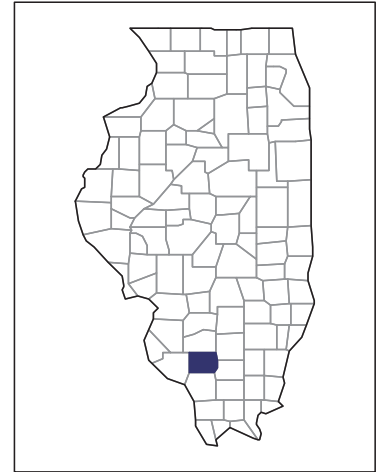


US Department of Agriculture
National Agricultural Statistics Service

www.agcensus.usda.gov

2012 CENSUS OF AGRICULTURE
RACE / ETHNICITY / GENDER PROFILE

Perry County - Illinois
Farms with American Indian or Alaska
Native Operators Compared with All
Farms

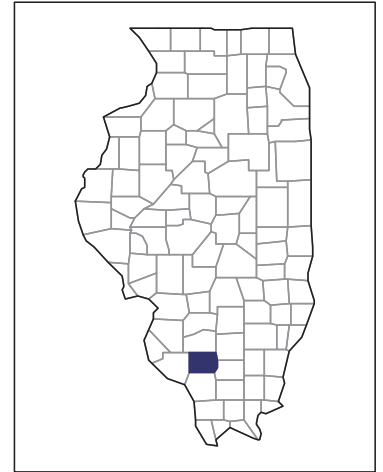


Data are not available at this geographic level for farms with American Indian or Alaska Native Operators.



2012 CENSUS OF AGRICULTURE
RACE / ETHNICITY / GENDER PROFILE

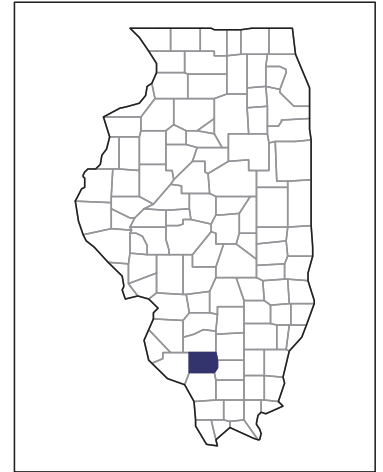
Perry County - Illinois
Farms with Asian Operators Compared
with All Farms



Data are not available at this geographic level for farms with Asian Operators.

2012 CENSUS OF AGRICULTURE
RACE / ETHNICITY / GENDER PROFILE

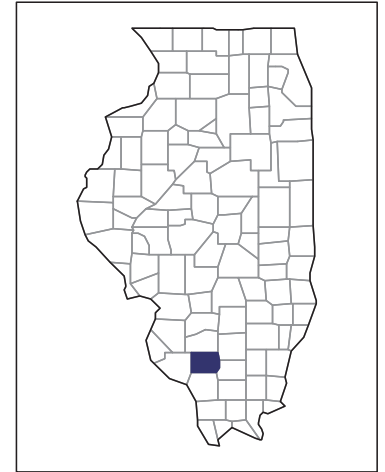
Perry County - Illinois
Farms with Black or African American
Operators Compared with All Farms



Data are not available at this geographic level for farms with Black or African American Operators.

2012 CENSUS OF AGRICULTURE
RACE / ETHNICITY / GENDER PROFILE

Perry County - Illinois
Farms with Native Hawaiian or Other Pacific Islander Operators Compared with All Farms



Data are not available at this geographic level for farms with Native Hawaiian or Other Pacific Islander Operators.

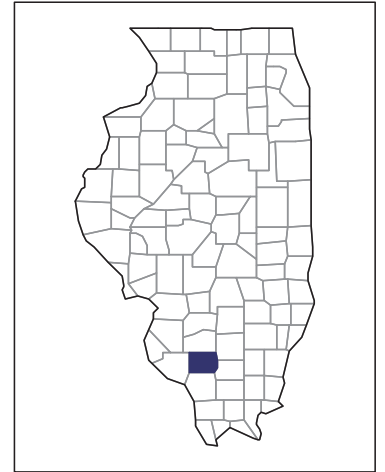


US Department of Agriculture
National Agricultural Statistics Service

www.agcensus.usda.gov

2012 CENSUS OF AGRICULTURE
RACE / ETHNICITY / GENDER PROFILE

Perry County - Illinois
Farms with White Operators Compared
with All Farms



Data are not available at this geographic level for farms with White Operators.



US Department of Agriculture
National Agricultural Statistics Service

www.agcensus.usda.gov

