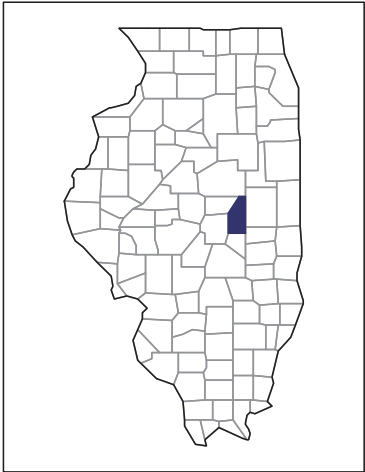


2012 CENSUS OF AGRICULTURE

RACE / ETHNICITY / GENDER PROFILE

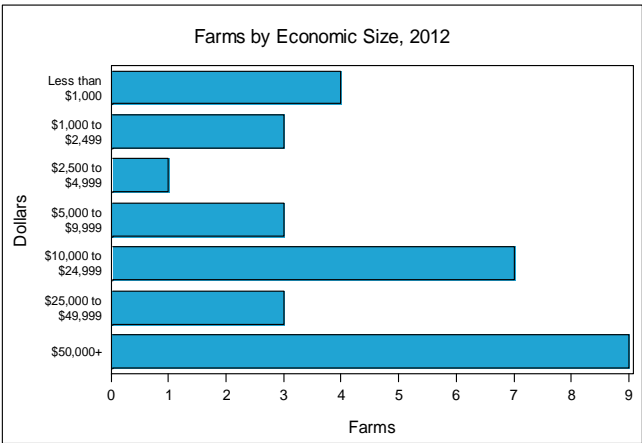
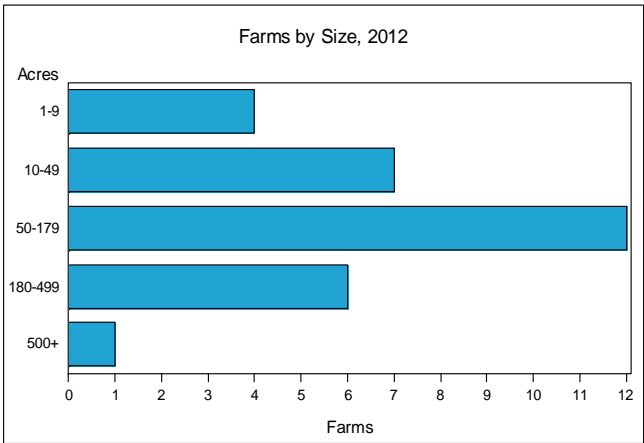


Piatt County - Illinois Farms with Women Principal Operators Compared with All Farms

	Women Principal Operators	All Farms
Number of Farms	30	426
Land in Farms	4,415 acres	259,048 acres
Average Size of Farm	147 acres	608 acres
Market Value of Products Sold	\$2,689,000	\$186,982,000
Crop Sales	(D)	\$183,689,000
Livestock Sales	(D)	\$3,293,000
Average Per Farm	\$89,631	\$438,924
Government Payments	\$142,000	\$4,294,000
Average Per Farm Receiving Payments	\$5,243	\$12,305

See footnotes on reverse page.

Farms with Women Principal Operators





2012 CENSUS OF AGRICULTURE
RACE / ETHNICITY / GENDER PROFILE

Piatt County - Illinois Farms with Women Principal Operators

Selected Highlights

Item	Farms	Quantity
MARKET VALUE OF AGRICULTURAL PRODUCTS SOLD (\$1,000)		
Total value of agricultural products sold	30	2,689
Value of crops including nursery and greenhouse	21	(D)
Value of livestock, poultry, and their products	1	(D)
VALUE OF SALES BY COMMODITY GROUP (\$1,000)		
Grains, oilseeds, dry beans, and dry peas	17	2,662
Tobacco	-	-
Cotton and cottonseed	-	-
Vegetables, melons, potatoes and sweet potatoes	1	(D)
Fruits, tree nuts, and berries	1	(D)
Nursery, greenhouse, floriculture, and sod	-	-
Cut Christmas trees and short rotation woody crops	-	-
Other crops and hay	2	(D)
Poultry and eggs	1	(D)
Cattle and calves	-	-
Milk from cows	-	-
Hogs and pigs	-	-
Sheep, goats, wool, mohair, and milk	-	-
Horses, ponies, mules, burros, and donkeys	-	-
Aquaculture	-	-
Other animals and other animal products	1	(D)
TOP CROP ITEMS (acres)		
Corn for grain	14	1,894
Soybeans for beans	10	1,479
Sunflower seed, all	1	(D)
Sunflower seed, oil	1	(D)
Winter wheat for grain	1	(D)
TOP LIVESTOCK INVENTORY ITEMS (number)		
Alpacas	2	(D)
Layers	1	(D)
Rabbits, live	1	(D)
Horses and ponies	1	(D)

Operator Characteristics

Item	Quantity
Primary occupation:	
Farming	10
Other	20
Days worked off farm:	
None	15
Any	15
Years on present farm:	
2 years or less	3
3 to 4 years	1
5 to 9 years	5
10 years or more	21
Age group:	
Under 35 years	2
35 to 44 years	3
45 to 64 years	14
65 years and over	11
Average age of principal operator (years)	57.4

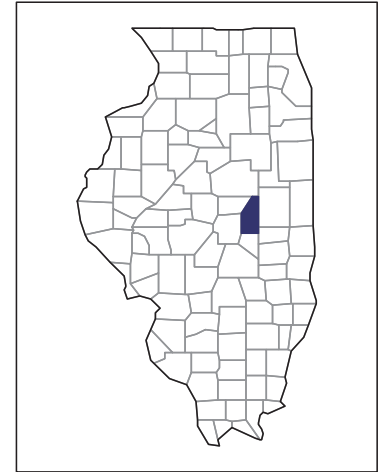
Economic Characteristics

Item	Quantity
Farms by value of sales:	
Less than \$1,000	9
\$1,000 to \$2,499	1
\$2,500 to \$4,999	-
\$5,000 to \$9,999	5
\$10,000 to \$49,999	6
\$50,000 to \$99,999	2
\$100,000 to \$249,999	5
\$250,000 to \$499,999	1
\$500,000 or more	1
Total farm production expenses (\$1,000)	1,967
Average per farm (\$)	65,572
Net cash farm income of operation (\$1,000)	1,564
Average per farm (\$)	52,131
Value of agricultural products sold directly to individuals for human consumption (\$1,000)	(D)
Total organic product sales (\$1,000)	-
Total income from farm-related sources, gross before taxes and expenses (\$1,000)	701

See "Census of Agriculture, Volume 1, Geographic Area Series" for complete footnotes, explanations, definitions, and methodology.
 - Represents zero. (D) Withheld to avoid disclosing data for individual operations.

2012 CENSUS OF AGRICULTURE
RACE / ETHNICITY / GENDER PROFILE

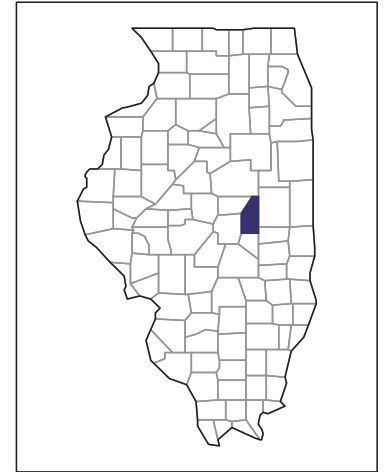
Piatt County - Illinois
Farms with Spanish, Hispanic, or Latino Operators Compared with All Farms



Data are not available at this geographic level for farms with Spanish, Hispanic, or Latino Operators.



2012 CENSUS OF AGRICULTURE
RACE / ETHNICITY / GENDER PROFILE



Piatt County - Illinois
Farms with American Indian or Alaska
Native Operators Compared with All
Farms

Data are not available at this geographic level for farms with American Indian or Alaska Native Operators.

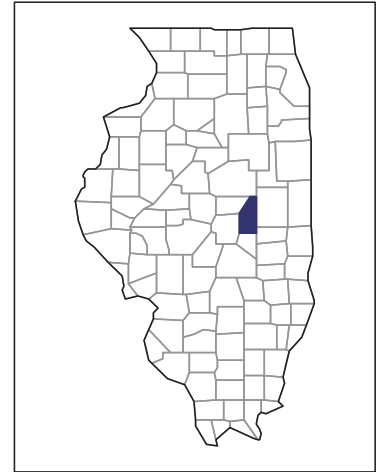


US Department of Agriculture
National Agricultural Statistics Service

www.agcensus.usda.gov

2012 CENSUS OF AGRICULTURE
RACE / ETHNICITY / GENDER PROFILE

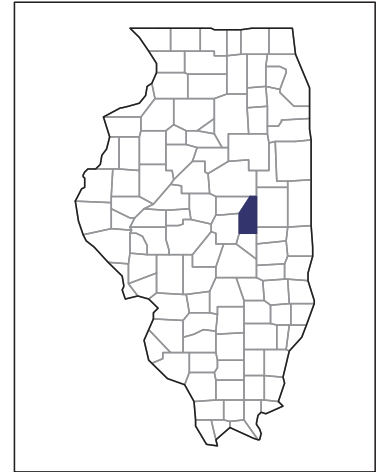
Piatt County - Illinois
Farms with Asian Operators Compared
with All Farms



Data are not available at this geographic level for farms with Asian Operators.

2012 CENSUS OF AGRICULTURE
RACE / ETHNICITY / GENDER PROFILE

Piatt County - Illinois
Farms with Black or African American
Operators Compared with All Farms

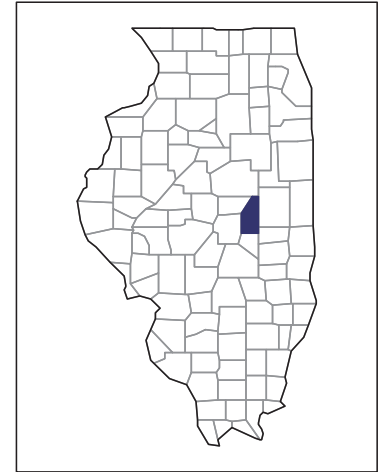


Data are not available at this geographic level for farms with Black or African American Operators.



2012 CENSUS OF AGRICULTURE
RACE / ETHNICITY / GENDER PROFILE

Piatt County - Illinois
Farms with Native Hawaiian or Other Pacific Islander Operators Compared with All Farms

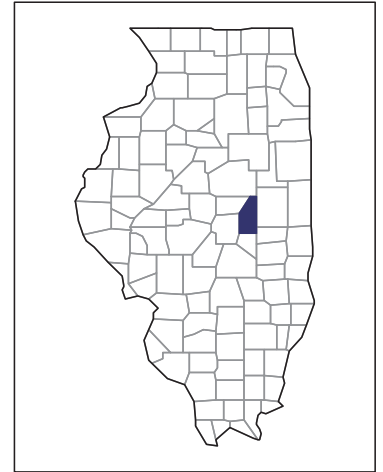


Data are not available at this geographic level for farms with Native Hawaiian or Other Pacific Islander Operators.



2012 CENSUS OF AGRICULTURE
RACE / ETHNICITY / GENDER PROFILE

Piatt County - Illinois
Farms with White Operators Compared
with All Farms



Data are not available at this geographic level for farms with White Operators.

