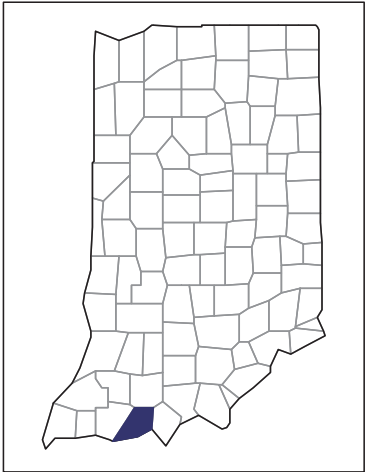


2012 CENSUS OF AGRICULTURE

RACE / ETHNICITY / GENDER PROFILE

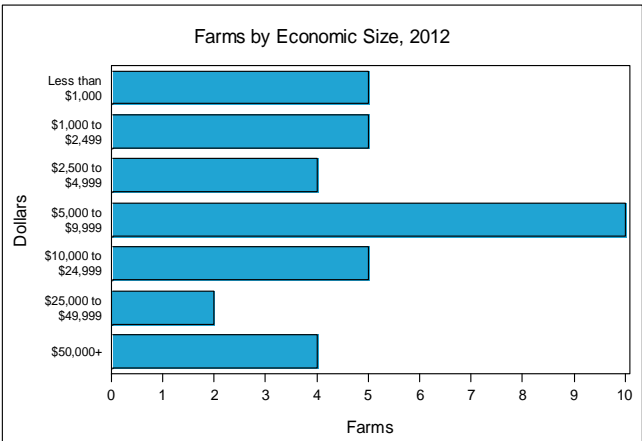
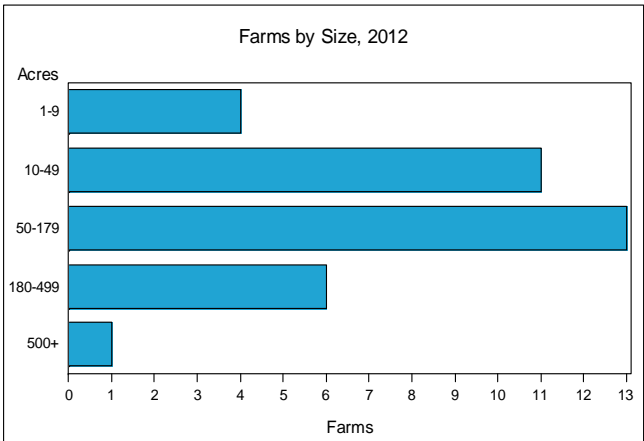


Spencer County - Indiana Farms with Women Principal Operators Compared with All Farms

	Women Principal Operators	All Farms
Number of Farms	35	597
Land in Farms	4,763 acres	170,406 acres
Average Size of Farm	136 acres	285 acres
Market Value of Products Sold	\$2,533,000	\$91,927,000
Crop Sales	(D)	\$60,270,000
Livestock Sales	(D)	\$31,657,000
Average Per Farm	\$72,363	\$153,982
Government Payments	\$138,000	\$2,593,000
Average Per Farm Receiving Payments	\$5,110	\$6,547

See footnotes on reverse page.

Farms with Women Principal Operators





2012 CENSUS OF AGRICULTURE
RACE / ETHNICITY / GENDER PROFILE

Spencer County - Indiana Farms with Women Principal Operators

Selected Highlights

Item	Farms	Quantity
MARKET VALUE OF AGRICULTURAL PRODUCTS SOLD (\$1,000)		
Total value of agricultural products sold	35	2,533
Value of crops including nursery and greenhouse	16	(D)
Value of livestock, poultry, and their products	12	(D)
VALUE OF SALES BY COMMODITY GROUP (\$1,000)		
Grains, oilseeds, dry beans, and dry peas	11	1,424
Tobacco	-	-
Cotton and cottonseed	-	-
Vegetables, melons, potatoes and sweet potatoes	-	-
Fruits, tree nuts, and berries	-	-
Nursery, greenhouse, floriculture, and sod	-	-
Cut Christmas trees and short rotation woody crops	-	-
Other crops and hay	7	(D)
Poultry and eggs	1	(D)
Cattle and calves	9	122
Milk from cows	1	(D)
Hogs and pigs	1	(D)
Sheep, goats, wool, mohair, and milk	2	(D)
Horses, ponies, mules, burros, and donkeys	2	(D)
Aquaculture	-	-
Other animals and other animal products	-	-
TOP CROP ITEMS (acres)		
Corn for grain	10	1,480
Soybeans for beans	6	788
Forage, all	12	366
Winter wheat for grain	2	(D)
Corn for silage	1	(D)
TOP LIVESTOCK INVENTORY ITEMS (number)		
Hogs and pigs	1	(D)
Cattle and calves	10	500
Horses and ponies	6	54
Layers	1	(D)
Goats, all	2	(D)

Operator Characteristics

Item	Quantity
Primary occupation:	
Farming	11
Other	24
Days worked off farm:	
None	16
Any	19
Years on present farm:	
2 years or less	-
3 to 4 years	2
5 to 9 years	9
10 years or more	24
Age group:	
Under 35 years	-
35 to 44 years	2
45 to 64 years	17
65 years and over	16
Average age of principal operator (years)	64.4

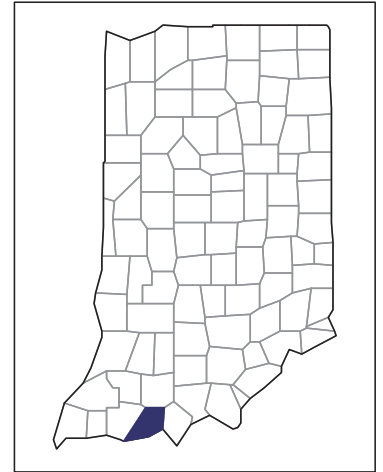
Economic Characteristics

Item	Quantity
Farms by value of sales:	
Less than \$1,000	16
\$1,000 to \$2,499	3
\$2,500 to \$4,999	3
\$5,000 to \$9,999	4
\$10,000 to \$49,999	5
\$50,000 to \$99,999	-
\$100,000 to \$249,999	3
\$250,000 to \$499,999	-
\$500,000 or more	1
Total farm production expenses (\$1,000)	2,641
Average per farm (\$)	75,454
Net cash farm income of operation (\$1,000)	181
Average per farm (\$)	5,175
Value of agricultural products sold directly to individuals for human consumption (\$1,000)	-
Total organic product sales (\$1,000)	-
Total income from farm-related sources, gross before taxes and expenses (\$1,000)	151

See "Census of Agriculture, Volume 1, Geographic Area Series" for complete footnotes, explanations, definitions, and methodology.
 - Represents zero. (D) Withheld to avoid disclosing data for individual operations.

2012 CENSUS OF AGRICULTURE
RACE / ETHNICITY / GENDER PROFILE

**Spencer County - Indiana
Farms with Spanish, Hispanic, or
Latino Operators Compared with All
Farms**



Data are not available at this geographic level for farms with Spanish, Hispanic, or Latino Operators.

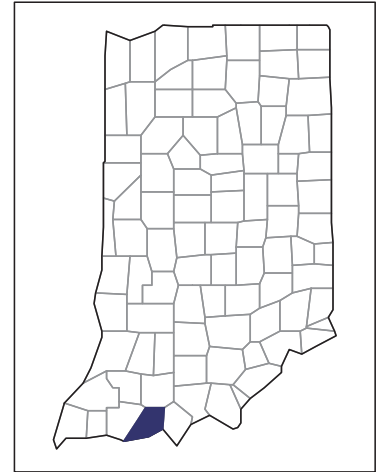


US Department of Agriculture
National Agricultural Statistics Service

www.agcensus.usda.gov

2012 CENSUS OF AGRICULTURE
RACE / ETHNICITY / GENDER PROFILE

**Spencer County - Indiana
Farms with American Indian or Alaska
Native Operators Compared with All
Farms**

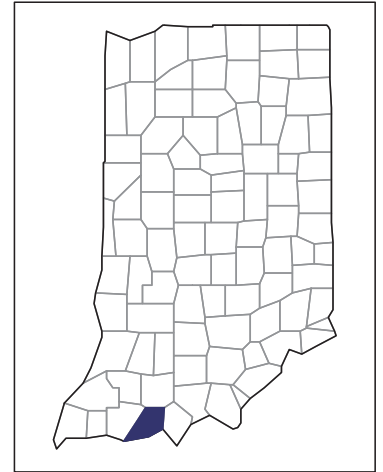


Data are not available at this geographic level for farms with American Indian or Alaska Native Operators.



2012 CENSUS OF AGRICULTURE
RACE / ETHNICITY / GENDER PROFILE

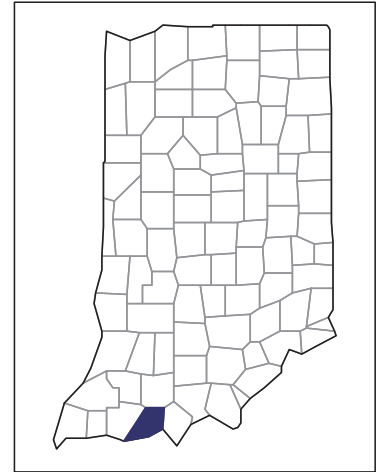
Spencer County - Indiana
Farms with Asian Operators Compared
with All Farms



Data are not available at this geographic level for farms with Asian Operators.

2012 CENSUS OF AGRICULTURE
RACE / ETHNICITY / GENDER PROFILE

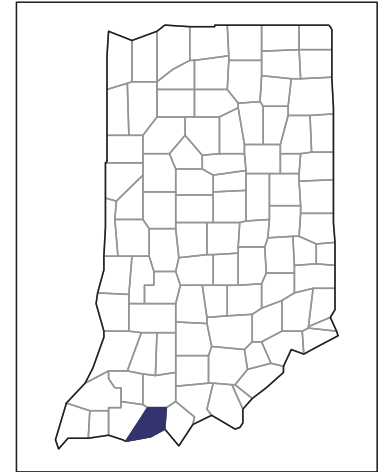
Spencer County - Indiana
Farms with Black or African American
Operators Compared with All Farms



Data are not available at this geographic level for farms with Black or African American Operators.

2012 CENSUS OF AGRICULTURE
RACE / ETHNICITY / GENDER PROFILE

Spencer County - Indiana
Farms with Native Hawaiian or Other Pacific Islander Operators Compared with All Farms



Data are not available at this geographic level for farms with Native Hawaiian or Other Pacific Islander Operators.

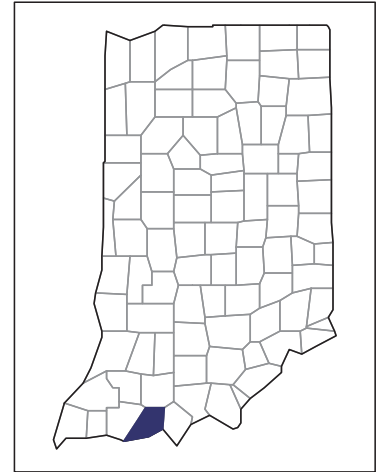


US Department of Agriculture
National Agricultural Statistics Service

www.agcensus.usda.gov

2012 CENSUS OF AGRICULTURE
RACE / ETHNICITY / GENDER PROFILE

Spencer County - Indiana
Farms with White Operators Compared
with All Farms



Data are not available at this geographic level for farms with White Operators.

