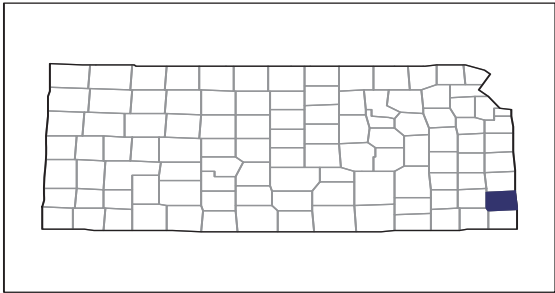


2012 CENSUS OF AGRICULTURE

RACE / ETHNICITY / GENDER PROFILE

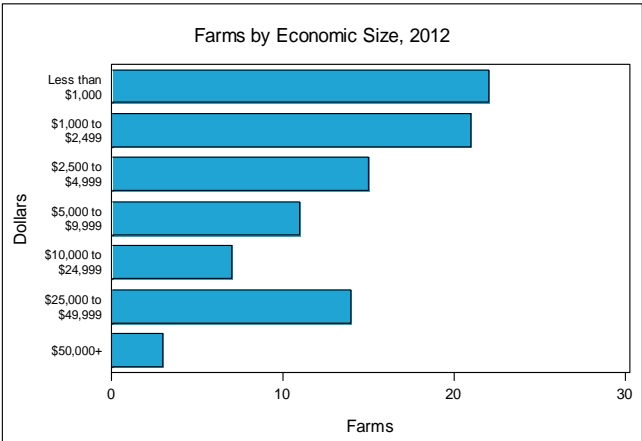
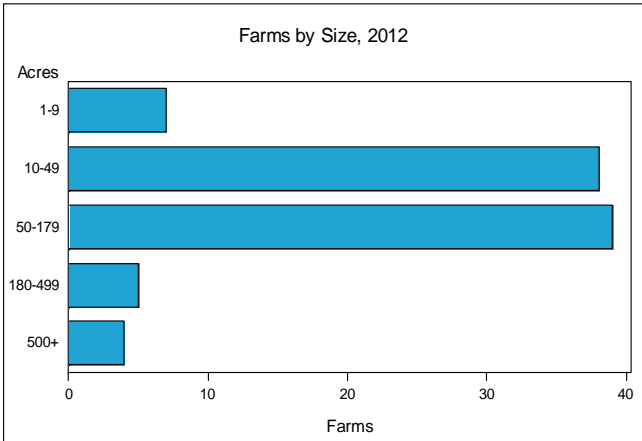



Crawford County - Kansas Farms with Women Principal Operators Compared with All Farms

	Women Principal Operators	All Farms
Number of Farms	93	846
Land in Farms	15,624 acres	323,222 acres
Average Size of Farm	168 acres	382 acres
Market Value of Products Sold	\$2,796,000	\$75,594,000
Crop Sales	\$2,235,000	\$51,594,000
Livestock Sales	\$561,000	\$24,000,000
Average Per Farm	\$30,063	\$89,355
Government Payments	\$123,000	\$2,040,000
Average Per Farm Receiving Payments	\$2,559	\$3,923

See footnotes on reverse page.

Farms with Women Principal Operators





2012 CENSUS OF AGRICULTURE
RACE / ETHNICITY / GENDER PROFILE

Crawford County - Kansas Farms with Women Principal Operators

Selected Highlights

Item	Farms	Quantity
MARKET VALUE OF AGRICULTURAL PRODUCTS SOLD (\$1,000)		
Total value of agricultural products sold	93	2,796
Value of crops including nursery and greenhouse	25	2,235
Value of livestock, poultry, and their products	39	561
VALUE OF SALES BY COMMODITY GROUP (\$1,000)		
Grains, oilseeds, dry beans, and dry peas	9	1,036
Tobacco	-	-
Cotton and cottonseed	-	-
Vegetables, melons, potatoes and sweet potatoes	-	-
Fruits, tree nuts, and berries	-	-
Nursery, greenhouse, floriculture, and sod	1	(D)
Cut Christmas trees and short rotation woody crops	-	-
Other crops and hay	22	(D)
Poultry and eggs	3	5
Cattle and calves	35	438
Milk from cows	3	1
Hogs and pigs	3	14
Sheep, goats, wool, mohair, and milk	4	23
Horses, ponies, mules, burros, and donkeys	4	80
Aquaculture	-	-
Other animals and other animal products	3	(Z)
TOP CROP ITEMS (acres)		
Forage, all	31	5,398
Soybeans for beans	9	2,798
Corn for grain	5	316
Winter wheat for grain	6	227
TOP LIVESTOCK INVENTORY ITEMS (number)		
Cattle and calves	45	1,392
Broilers and other meat-type chickens	3	600
Horses and ponies	26	414
Layers	9	321
Goats, all	6	242

Operator Characteristics

Item	Quantity
Primary occupation:	
Farming	30
Other	63
Days worked off farm:	
None	35
Any	58
Years on present farm:	
2 years or less	7
3 to 4 years	7
5 to 9 years	15
10 years or more	64
Age group:	
Under 35 years	7
35 to 44 years	21
45 to 64 years	25
65 years and over	40
Average age of principal operator (years)	59.2

Economic Characteristics

Item	Quantity
Farms by value of sales:	
Less than \$1,000	40
\$1,000 to \$2,499	14
\$2,500 to \$4,999	10
\$5,000 to \$9,999	7
\$10,000 to \$49,999	19
\$50,000 to \$99,999	-
\$100,000 to \$249,999	2
\$250,000 to \$499,999	-
\$500,000 or more	1
Total farm production expenses (\$1,000)	2,144
Average per farm (\$)	23,054
Net cash farm income of operation (\$1,000)	1,071
Average per farm (\$)	11,518
Value of agricultural products sold directly to individuals for human consumption (\$1,000)	18
Total organic product sales (\$1,000)	-
Total income from farm-related sources, gross before taxes and expenses (\$1,000)	296

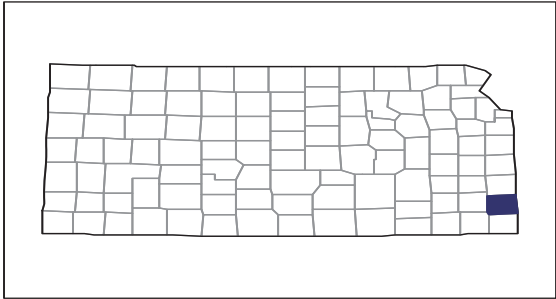
See "Census of Agriculture, Volume 1, Geographic Area Series" for complete footnotes, explanations, definitions, and methodology.

- Represents zero. (D) Withheld to avoid disclosing data for individual operations. (Z) Less than half of the unit shown.

2012 CENSUS OF AGRICULTURE

RACE / ETHNICITY / GENDER PROFILE

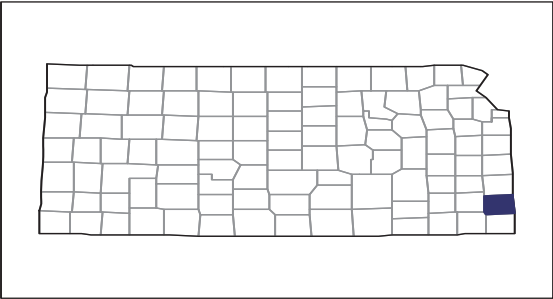
Crawford County - Kansas Farms with Spanish, Hispanic, or Latino Operators Compared with All Farms



Data are not available at this geographic level for farms with Spanish, Hispanic, or Latino Operators.

2012 CENSUS OF AGRICULTURE

RACE / ETHNICITY / GENDER PROFILE



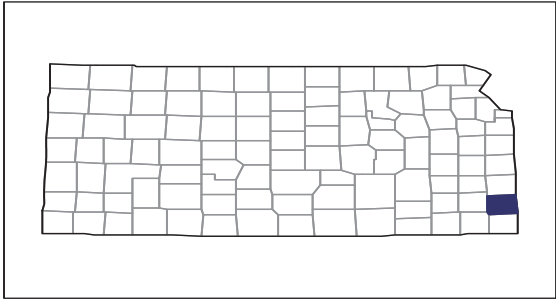
Crawford County - Kansas Farms with American Indian or Alaska Native Operators Compared with All Farms

Data are not available at this geographic level for farms with American Indian or Alaska Native Operators.

2012 CENSUS OF AGRICULTURE

RACE / ETHNICITY / GENDER PROFILE

Crawford County - Kansas Farms with Asian Operators Compared with All Farms

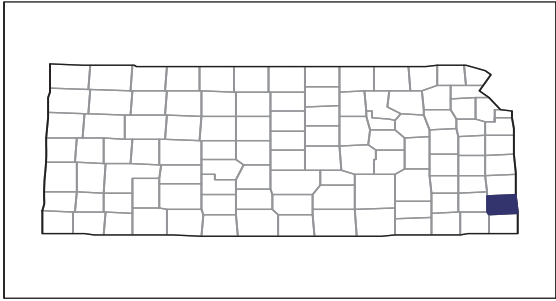


Data are not available at this geographic level for farms with Asian Operators.

2012 CENSUS OF AGRICULTURE

RACE / ETHNICITY / GENDER PROFILE

Crawford County - Kansas Farms with Black or African American Operators Compared with All Farms

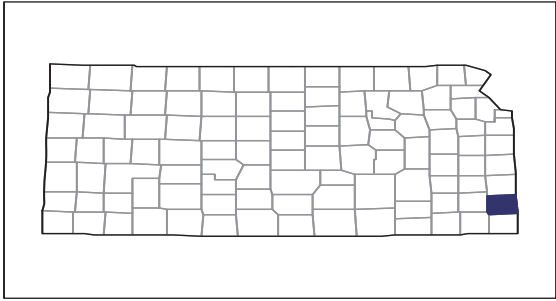


Data are not available at this geographic level for farms with Black or African American Operators.

2012 CENSUS OF AGRICULTURE

RACE / ETHNICITY / GENDER PROFILE

Crawford County - Kansas Farms with Native Hawaiian or Other Pacific Islander Operators Compared with All Farms



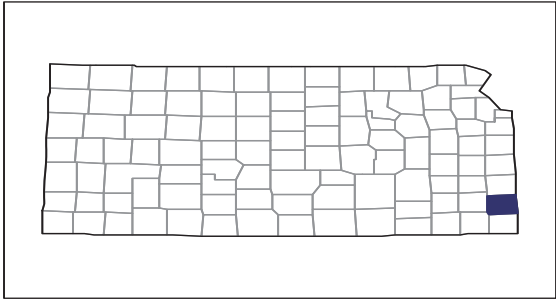
Data are not available at this geographic level for farms with Native Hawaiian or Other Pacific Islander Operators.



2012 CENSUS OF AGRICULTURE

RACE / ETHNICITY / GENDER PROFILE

Crawford County - Kansas Farms with White Operators Compared with All Farms



Data are not available at this geographic level for farms with White Operators.

