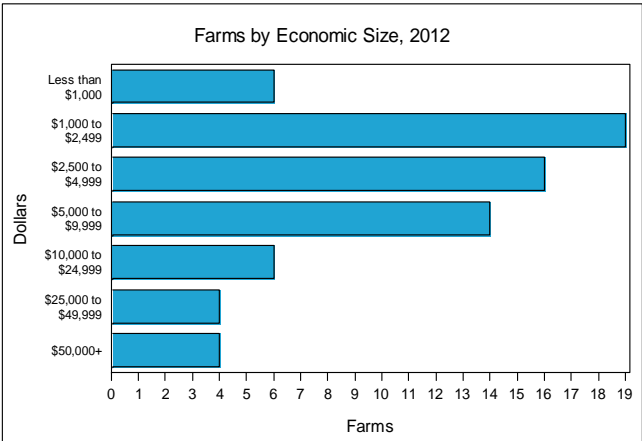
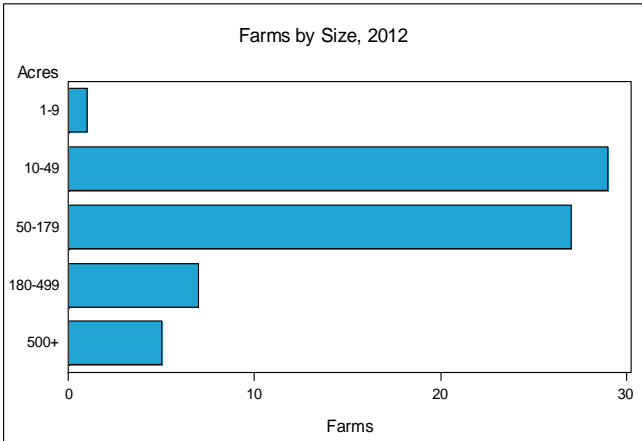


**Neosho County - Kansas
 Farms with Women Principal
 Operators Compared with All Farms**

	Women Principal Operators	All Farms
Number of Farms	69	702
Land in Farms	9,391 acres	308,150 acres
Average Size of Farm	136 acres	439 acres
Market Value of Products Sold	\$579,000	\$67,958,000
Crop Sales	\$256,000	\$41,322,000
Livestock Sales	\$323,000	\$26,636,000
Average Per Farm	\$8,386	\$96,806
Government Payments	\$121,000	\$2,284,000
Average Per Farm Receiving Payments	\$2,628	\$5,709

See footnotes on reverse page.

Farms with Women Principal Operators





2012 CENSUS OF AGRICULTURE
RACE / ETHNICITY / GENDER PROFILE

Neosho County - Kansas Farms with Women Principal Operators

Selected Highlights

Item	Farms	Quantity
MARKET VALUE OF AGRICULTURAL PRODUCTS SOLD (\$1,000)		
Total value of agricultural products sold	69	579
Value of crops including nursery and greenhouse	36	256
Value of livestock, poultry, and their products	25	323
VALUE OF SALES BY COMMODITY GROUP (\$1,000)		
Grains, oilseeds, dry beans, and dry peas	16	158
Tobacco	-	-
Cotton and cottonseed	-	-
Vegetables, melons, potatoes and sweet potatoes	-	-
Fruits, tree nuts, and berries	-	-
Nursery, greenhouse, floriculture, and sod	-	-
Cut Christmas trees and short rotation woody crops	-	-
Other crops and hay	24	98
Poultry and eggs	2	(D)
Cattle and calves	18	308
Milk from cows	-	-
Hogs and pigs	2	(D)
Sheep, goats, wool, mohair, and milk	2	(D)
Horses, ponies, mules, burros, and donkeys	3	3
Aquaculture	-	-
Other animals and other animal products	-	-
TOP CROP ITEMS (acres)		
Forage, all	27	1,422
Soybeans for beans	13	463
Corn for grain	4	217
Winter wheat for grain	5	117
Grapes	1	(D)
TOP LIVESTOCK INVENTORY ITEMS (number)		
Cattle and calves	25	637
Layers	7	188
Goats, all	4	116
Horses and ponies	15	77
Sheep and lambs	3	33

Operator Characteristics

Item	Quantity
Primary occupation:	
Farming	30
Other	39
Days worked off farm:	
None	36
Any	33
Years on present farm:	
2 years or less	10
3 to 4 years	4
5 to 9 years	5
10 years or more	50
Age group:	
Under 35 years	-
35 to 44 years	2
45 to 64 years	35
65 years and over	32
Average age of principal operator (years)	64.9

Economic Characteristics

Item	Quantity
Farms by value of sales:	
Less than \$1,000	23
\$1,000 to \$2,499	12
\$2,500 to \$4,999	6
\$5,000 to \$9,999	14
\$10,000 to \$49,999	11
\$50,000 to \$99,999	3
\$100,000 to \$249,999	-
\$250,000 to \$499,999	-
\$500,000 or more	-
Total farm production expenses (\$1,000)	936
Average per farm (\$)	13,569
Net cash farm income of operation (\$1,000)	-21
Average per farm (\$)	-306
Value of agricultural products sold directly to individuals for human consumption (\$1,000)	-
Total organic product sales (\$1,000)	-
Total income from farm-related sources, gross before taxes and expenses (\$1,000)	216

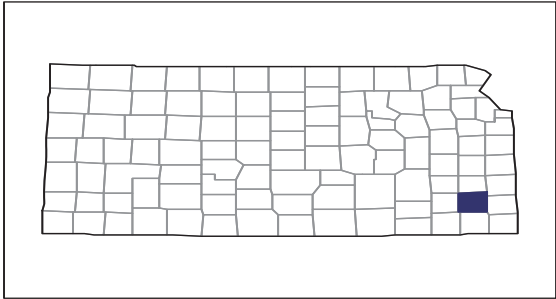
See "Census of Agriculture, Volume 1, Geographic Area Series" for complete footnotes, explanations, definitions, and methodology.

- Represents zero. (D) Withheld to avoid disclosing data for individual operations.

2012 CENSUS OF AGRICULTURE

RACE / ETHNICITY / GENDER PROFILE

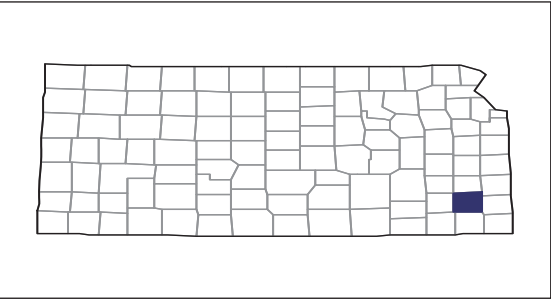
Neosho County - Kansas Farms with Spanish, Hispanic, or Latino Operators Compared with All Farms



Data are not available at this geographic level for farms with Spanish, Hispanic, or Latino Operators.

2012 CENSUS OF AGRICULTURE

RACE / ETHNICITY / GENDER PROFILE



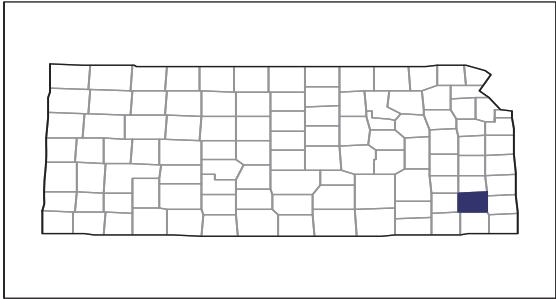
Neosho County - Kansas Farms with American Indian or Alaska Native Operators Compared with All Farms

Data are not available at this geographic level for farms with American Indian or Alaska Native Operators.

2012 CENSUS OF AGRICULTURE

RACE / ETHNICITY / GENDER PROFILE

Neosho County - Kansas Farms with Asian Operators Compared with All Farms

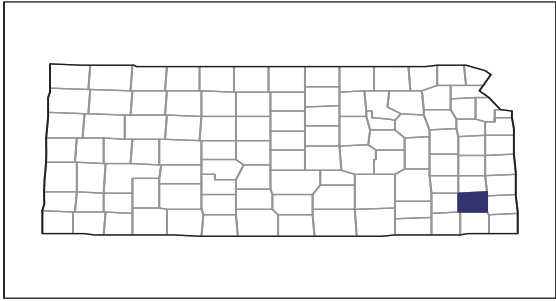


Data are not available at this geographic level for farms with Asian Operators.

2012 CENSUS OF AGRICULTURE

RACE / ETHNICITY / GENDER PROFILE

Neosho County - Kansas Farms with Black or African American Operators Compared with All Farms

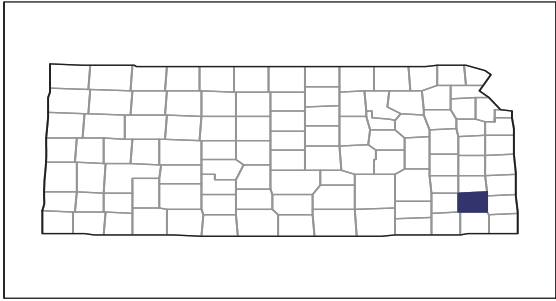


Data are not available at this geographic level for farms with Black or African American Operators.

2012 CENSUS OF AGRICULTURE

RACE / ETHNICITY / GENDER PROFILE

Neosho County - Kansas Farms with Native Hawaiian or Other Pacific Islander Operators Compared with All Farms



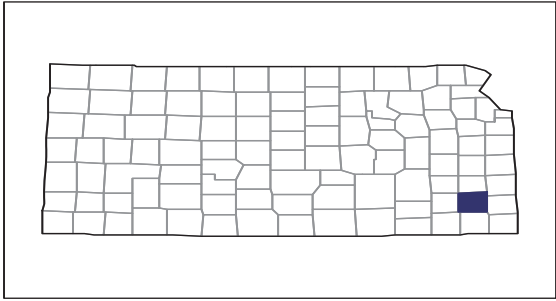
Data are not available at this geographic level for farms with Native Hawaiian or Other Pacific Islander Operators.



2012 CENSUS OF AGRICULTURE

RACE / ETHNICITY / GENDER PROFILE

Neosho County - Kansas Farms with White Operators Compared with All Farms



Data are not available at this geographic level for farms with White Operators.

