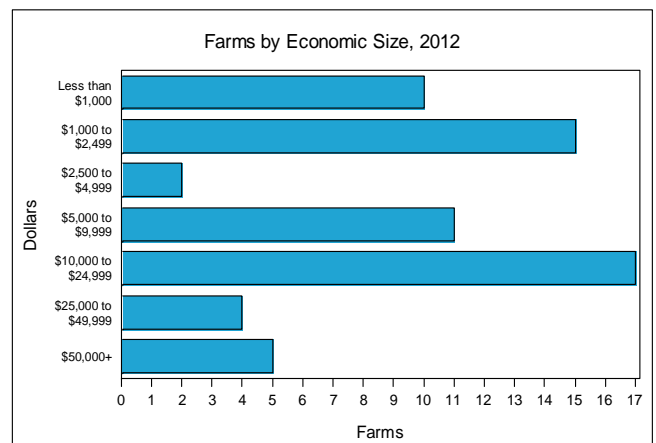
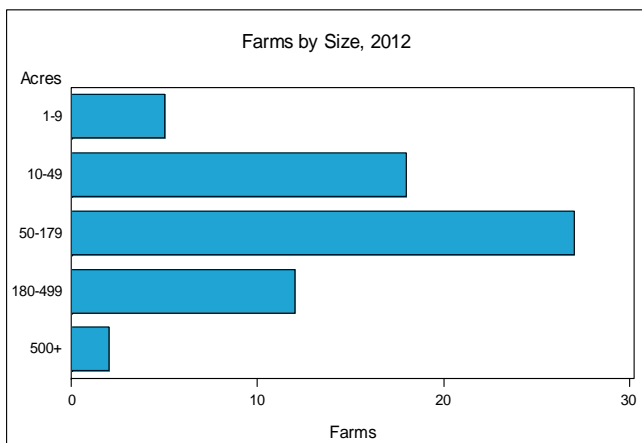



Crittenden County - Kentucky Farms with Women Principal Operators Compared with All Farms

	Women Principal Operators	All Farms
Number of Farms	64	592
Land in Farms	9,066 acres	148,795 acres
Average Size of Farm	142 acres	251 acres
Market Value of Products Sold	\$3,937,000	\$31,560,000
Crop Sales	(D)	\$19,882,000
Livestock Sales	(D)	\$11,679,000
Average Per Farm	\$61,518	\$53,312
Government Payments	\$256,000	\$2,672,000
Average Per Farm Receiving Payments	\$6,401	\$8,907

See footnotes on reverse page.

Farms with Women Principal Operators





2012 CENSUS OF AGRICULTURE
RACE / ETHNICITY / GENDER PROFILE

Crittenden County - Kentucky Farms with Women Principal Operators

Selected Highlights

Item	Farms	Quantity
MARKET VALUE OF AGRICULTURAL PRODUCTS SOLD (\$1,000)		
Total value of agricultural products sold	64	3,937
Value of crops including nursery and greenhouse	18	(D)
Value of livestock, poultry, and their products	26	(D)
VALUE OF SALES BY COMMODITY GROUP (\$1,000)		
Grains, oilseeds, dry beans, and dry peas	4	56
Tobacco	-	-
Cotton and cottonseed	-	-
Vegetables, melons, potatoes and sweet potatoes	-	-
Fruits, tree nuts, and berries	4	(D)
Nursery, greenhouse, floriculture, and sod	1	(D)
Cut Christmas trees and short rotation woody crops	-	-
Other crops and hay	9	65
Poultry and eggs	10	(D)
Cattle and calves	19	250
Milk from cows	-	-
Hogs and pigs	-	-
Sheep, goats, wool, mohair, and milk	3	(D)
Horses, ponies, mules, burros, and donkeys	3	(D)
Aquaculture	-	-
Other animals and other animal products	1	(D)
TOP CROP ITEMS (acres)		
Forage, all	16	1,276
Corn for silage	1	(D)
Corn for grain	1	(D)
Soybeans for beans	2	(D)
Land in Berries	4	2
TOP LIVESTOCK INVENTORY ITEMS (number)		
Broilers and other meat-type chickens	5	(D)
Cattle and calves	23	777
Layers	13	303
Sheep and lambs	4	255
Goats, all	3	(D)

Operator Characteristics

Item	Quantity
Primary occupation:	
Farming	20
Other	44
Days worked off farm:	
None	35
Any	29
Years on present farm:	
2 years or less	3
3 to 4 years	-
5 to 9 years	4
10 years or more	57
Age group:	
Under 35 years	3
35 to 44 years	6
45 to 64 years	22
65 years and over	33
Average age of principal operator (years)	63.8

Economic Characteristics

Item	Quantity
Farms by value of sales:	
Less than \$1,000	29
\$1,000 to \$2,499	11
\$2,500 to \$4,999	3
\$5,000 to \$9,999	6
\$10,000 to \$49,999	11
\$50,000 to \$99,999	2
\$100,000 to \$249,999	1
\$250,000 to \$499,999	-
\$500,000 or more	1
Total farm production expenses (\$1,000)	3,863
Average per farm (\$)	60,366
Net cash farm income of operation (\$1,000)	436
Average per farm (\$)	6,806
Value of agricultural products sold directly to individuals for human consumption (\$1,000)	2
Total organic product sales (\$1,000)	-
Total income from farm-related sources, gross before taxes and expenses (\$1,000)	106

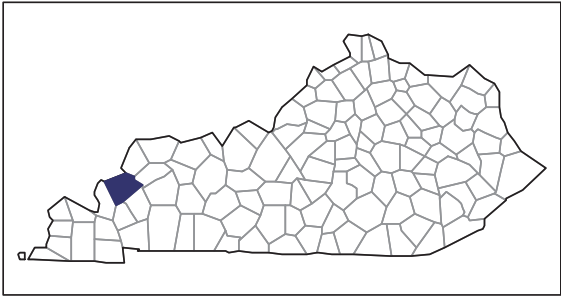
See "Census of Agriculture, Volume 1, Geographic Area Series" for complete footnotes, explanations, definitions, and methodology.

- Represents zero. (D) Withheld to avoid disclosing data for individual operations.

2012 CENSUS OF AGRICULTURE

RACE / ETHNICITY / GENDER PROFILE

Crittenden County - Kentucky Farms with Spanish, Hispanic, or Latino Operators Compared with All Farms

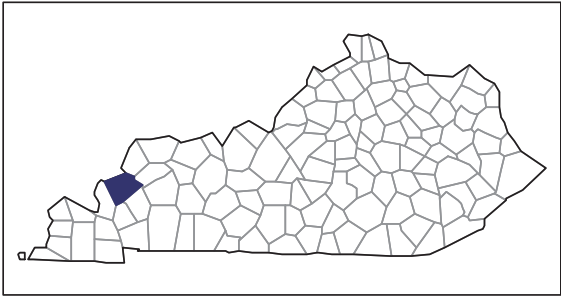


Data are not available at this geographic level for farms with Spanish, Hispanic, or Latino Operators.

2012 CENSUS OF AGRICULTURE

RACE / ETHNICITY / GENDER PROFILE

Crittenden County - Kentucky Farms with American Indian or Alaska Native Operators Compared with All Farms

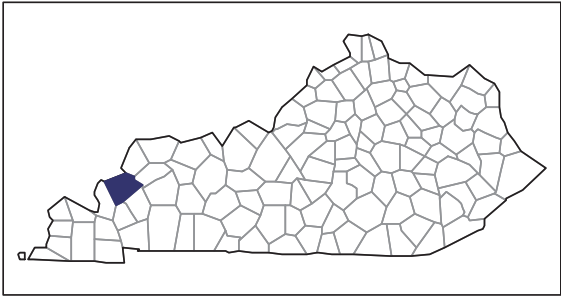


Data are not available at this geographic level for farms with American Indian or Alaska Native Operators.

2012 CENSUS OF AGRICULTURE

RACE / ETHNICITY / GENDER PROFILE

Crittenden County - Kentucky Farms with Asian Operators Compared with All Farms

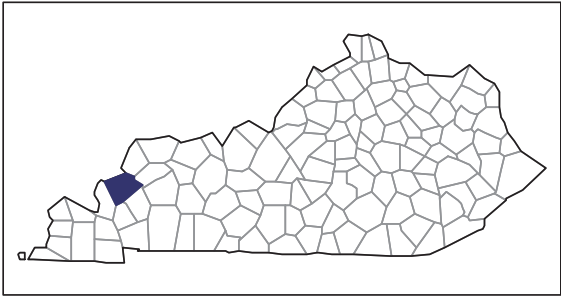


Data are not available at this geographic level for farms with Asian Operators.

2012 CENSUS OF AGRICULTURE

RACE / ETHNICITY / GENDER PROFILE

Crittenden County - Kentucky Farms with Black or African American Operators Compared with All Farms

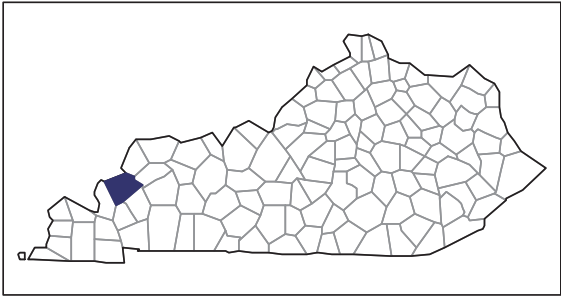


Data are not available at this geographic level for farms with Black or African American Operators.

2012 CENSUS OF AGRICULTURE

RACE / ETHNICITY / GENDER PROFILE

Crittenden County - Kentucky Farms with Native Hawaiian or Other Pacific Islander Operators Compared with All Farms

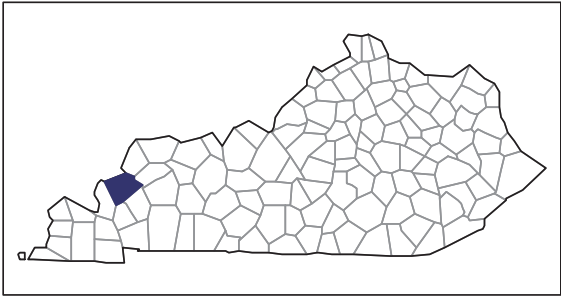


Data are not available at this geographic level for farms with Native Hawaiian or Other Pacific Islander Operators.

2012 CENSUS OF AGRICULTURE

RACE / ETHNICITY / GENDER PROFILE

Crittenden County - Kentucky Farms with White Operators Compared with All Farms



Data are not available at this geographic level for farms with White Operators.

