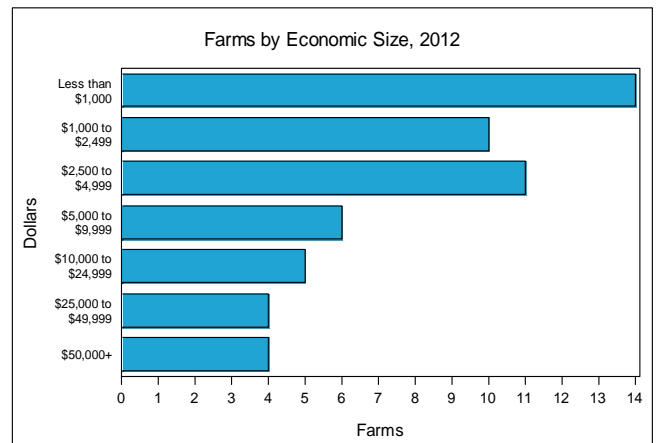
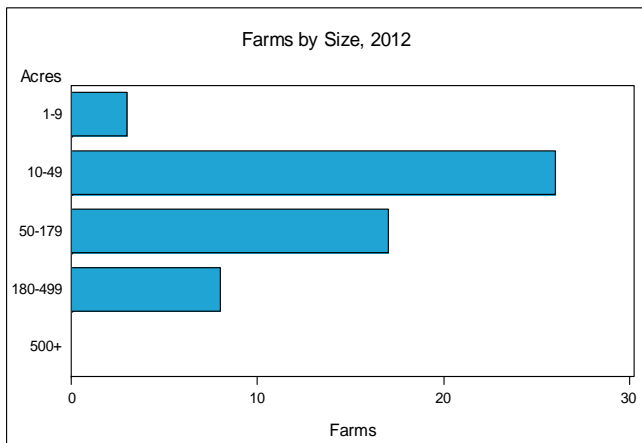


## Daviess County - Kentucky Farms with Women Principal Operators Compared with All Farms

	Women Principal Operators	All Farms
<b>Number of Farms</b>	54	837
<b>Land in Farms</b>	4,497 acres	237,234 acres
<b>Average Size of Farm</b>	83 acres	283 acres
<b>Market Value of Products Sold</b>	\$864,000	\$176,406,000
Crop Sales	\$660,000	\$115,752,000
Livestock Sales	\$204,000	\$60,654,000
Average Per Farm	\$15,993	\$210,760
<b>Government Payments</b>	\$59,000	\$3,286,000
Average Per Farm Receiving Payments	\$2,022	\$7,221

See footnotes on reverse page.

### Farms with Women Principal Operators





**2012 CENSUS OF AGRICULTURE**  
**RACE / ETHNICITY / GENDER PROFILE**

## Daviess County - Kentucky Farms with Women Principal Operators

### Selected Highlights

Item	Farms	Quantity
<b>MARKET VALUE OF AGRICULTURAL PRODUCTS SOLD (\$1,000)</b>		
Total value of agricultural products sold	54	864
Value of crops including nursery and greenhouse	19	660
Value of livestock, poultry, and their products	24	204
<b>VALUE OF SALES BY COMMODITY GROUP (\$1,000)</b>		
Grains, oilseeds, dry beans, and dry peas	7	614
Tobacco	-	-
Cotton and cottonseed	-	-
Vegetables, melons, potatoes and sweet potatoes	2	(D)
Fruits, tree nuts, and berries	2	(D)
Nursery, greenhouse, floriculture, and sod	4	18
Cut Christmas trees and short rotation woody crops	-	-
Other crops and hay	6	(D)
Poultry and eggs	6	3
Cattle and calves	17	(D)
Milk from cows	-	-
Hogs and pigs	-	-
Sheep, goats, wool, mohair, and milk	2	(D)
Horses, ponies, mules, burros, and donkeys	-	-
Aquaculture	-	-
Other animals and other animal products	1	(D)
<b>TOP CROP ITEMS (acres)</b>		
Corn for grain	5	655
Soybeans for beans	5	473
Forage, all	16	443
Winter wheat for grain	1	(D)
Pecans, all	2	(D)
<b>TOP LIVESTOCK INVENTORY ITEMS (number)</b>		
Cattle and calves	24	659
Layers	8	136
Horses and ponies	12	68
Sheep and lambs	5	65
Colonies of bees	2	(D)

### Operator Characteristics

Item	Quantity
Primary occupation:	
Farming	15
Other	39
Days worked off farm:	
None	25
Any	29
Years on present farm:	
2 years or less	-
3 to 4 years	1
5 to 9 years	12
10 years or more	41
Age group:	
Under 35 years	-
35 to 44 years	1
45 to 64 years	32
65 years and over	21
Average age of principal operator (years)	60.1

### Economic Characteristics

Item	Quantity
Farms by value of sales:	
Less than \$1,000	19
\$1,000 to \$2,499	9
\$2,500 to \$4,999	7
\$5,000 to \$9,999	7
\$10,000 to \$49,999	8
\$50,000 to \$99,999	-
\$100,000 to \$249,999	4
\$250,000 to \$499,999	-
\$500,000 or more	-
Total farm production expenses (\$1,000)	778
Average per farm (\$)	14,416
Net cash farm income of operation (\$1,000)	726
Average per farm (\$)	13,447
Value of agricultural products sold directly to individuals for human consumption (\$1,000)	4
Total organic product sales (\$1,000)	-
Total income from farm-related sources, gross before taxes and expenses (\$1,000)	582

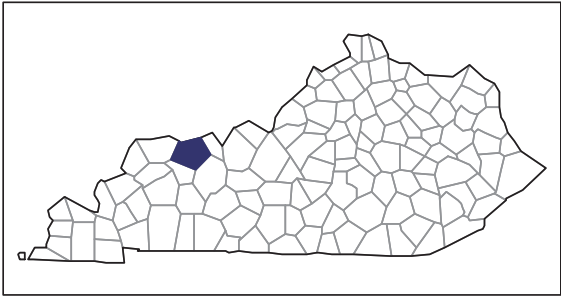
See "Census of Agriculture, Volume 1, Geographic Area Series" for complete footnotes, explanations, definitions, and methodology.

- Represents zero. (D) Withheld to avoid disclosing data for individual operations.

# 2012 CENSUS OF AGRICULTURE

## RACE / ETHNICITY / GENDER PROFILE

### Daviess County - Kentucky Farms with Spanish, Hispanic, or Latino Operators Compared with All Farms



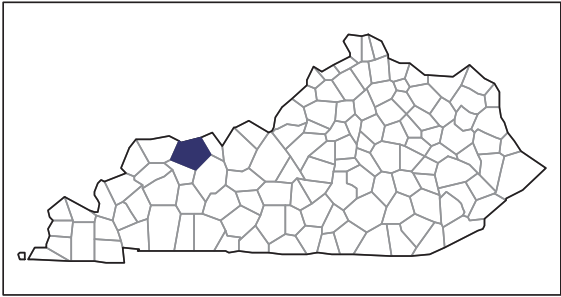
Data are not available at this geographic level for farms with Spanish, Hispanic, or Latino Operators.



# 2012 CENSUS OF AGRICULTURE

## RACE / ETHNICITY / GENDER PROFILE

### Daviess County - Kentucky Farms with American Indian or Alaska Native Operators Compared with All Farms



Data are not available at this geographic level for farms with American Indian or Alaska Native Operators.

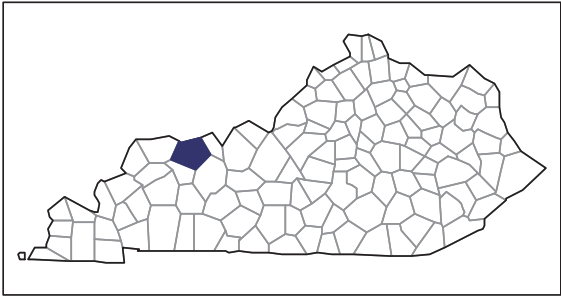




# 2012 CENSUS OF AGRICULTURE

## RACE / ETHNICITY / GENDER PROFILE

### Daviess County - Kentucky Farms with Asian Operators Compared with All Farms



Data are not available at this geographic level for farms with Asian Operators.

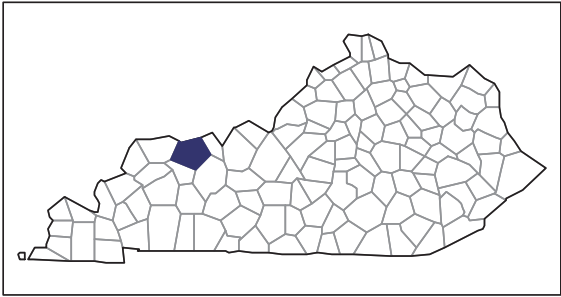




# 2012 CENSUS OF AGRICULTURE

## RACE / ETHNICITY / GENDER PROFILE

### Daviess County - Kentucky Farms with Black or African American Operators Compared with All Farms



Data are not available at this geographic level for farms with Black or African American Operators.

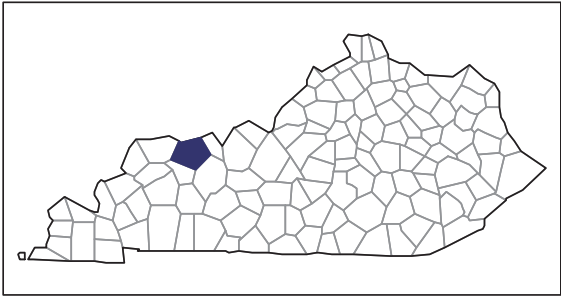




# 2012 CENSUS OF AGRICULTURE

## RACE / ETHNICITY / GENDER PROFILE

### Daviess County - Kentucky Farms with Native Hawaiian or Other Pacific Islander Operators Compared with All Farms



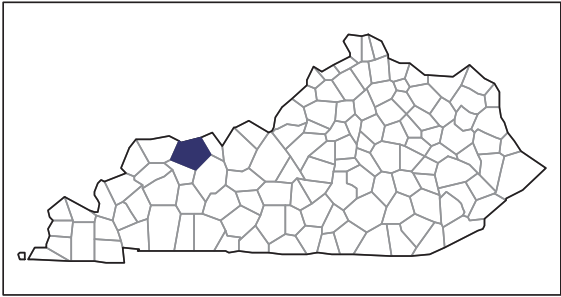
Data are not available at this geographic level for farms with Native Hawaiian or Other Pacific Islander Operators.



# 2012 CENSUS OF AGRICULTURE

## RACE / ETHNICITY / GENDER PROFILE

### Daviess County - Kentucky Farms with White Operators Compared with All Farms



Data are not available at this geographic level for farms with White Operators.

