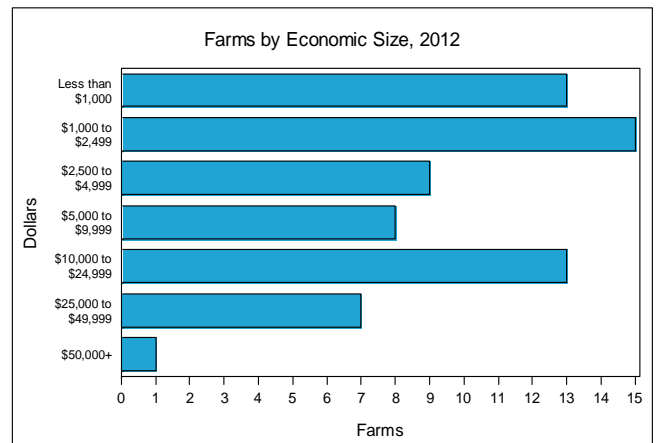
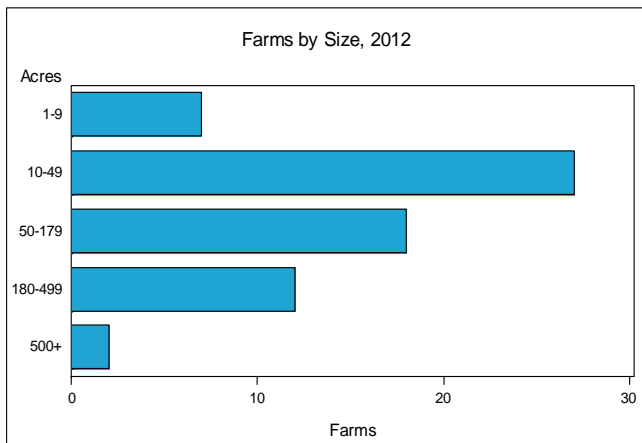



## Meade County - Kentucky Farms with Women Principal Operators Compared with All Farms

	Women Principal Operators	All Farms
<b>Number of Farms</b>	66	754
<b>Land in Farms</b>	9,794 acres	119,495 acres
<b>Average Size of Farm</b>	148 acres	158 acres
<b>Market Value of Products Sold</b>	\$2,246,000	\$36,571,000
Crop Sales	\$204,000	\$18,905,000
Livestock Sales	\$2,042,000	\$17,666,000
Average Per Farm	\$34,027	\$48,503
<b>Government Payments</b>	\$138,000	\$1,424,000
Average Per Farm Receiving Payments	\$3,839	\$3,632

See footnotes on reverse page.

### Farms with Women Principal Operators





**2012 CENSUS OF AGRICULTURE**  
**RACE / ETHNICITY / GENDER PROFILE**

## Meade County - Kentucky Farms with Women Principal Operators

### Selected Highlights

Item	Farms	Quantity
<b>MARKET VALUE OF AGRICULTURAL PRODUCTS SOLD (\$1,000)</b>		
Total value of agricultural products sold	66	2,246
Value of crops including nursery and greenhouse	21	204
Value of livestock, poultry, and their products	37	2,042
<b>VALUE OF SALES BY COMMODITY GROUP (\$1,000)</b>		
Grains, oilseeds, dry beans, and dry peas	5	148
Tobacco	-	-
Cotton and cottonseed	-	-
Vegetables, melons, potatoes and sweet potatoes	1	(D)
Fruits, tree nuts, and berries	2	(D)
Nursery, greenhouse, floriculture, and sod	-	-
Cut Christmas trees and short rotation woody crops	-	-
Other crops and hay	16	40
Poultry and eggs	11	(D)
Cattle and calves	24	(D)
Milk from cows	-	-
Hogs and pigs	-	-
Sheep, goats, wool, mohair, and milk	6	7
Horses, ponies, mules, burros, and donkeys	7	10
Aquaculture	-	-
Other animals and other animal products	3	(D)
<b>TOP CROP ITEMS (acres)</b>		
Forage, all	39	1,036
Corn for grain	4	200
Soybeans for beans	3	168
Grapes	3	8
Vegetables harvested, all	1	(D)
<b>TOP LIVESTOCK INVENTORY ITEMS (number)</b>		
Broilers and other meat-type chickens	5	(D)
Cattle and calves	32	810
Layers	16	320
Horses and ponies	19	116
Goats, all	7	42

### Operator Characteristics

Item	Quantity
Primary occupation:	
Farming	21
Other	45
Days worked off farm:	
None	27
Any	39
Years on present farm:	
2 years or less	2
3 to 4 years	6
5 to 9 years	11
10 years or more	47
Age group:	
Under 35 years	1
35 to 44 years	7
45 to 64 years	33
65 years and over	25
Average age of principal operator (years)	59.4

### Economic Characteristics

Item	Quantity
Farms by value of sales:	
Less than \$1,000	21
\$1,000 to \$2,499	13
\$2,500 to \$4,999	9
\$5,000 to \$9,999	5
\$10,000 to \$49,999	17
\$50,000 to \$99,999	-
\$100,000 to \$249,999	-
\$250,000 to \$499,999	-
\$500,000 or more	1
Total farm production expenses (\$1,000)	2,165
Average per farm (\$)	32,808
Net cash farm income of operation (\$1,000)	778
Average per farm (\$)	11,788
Value of agricultural products sold directly to individuals for human consumption (\$1,000)	18
Total organic product sales (\$1,000)	-
Total income from farm-related sources, gross before taxes and expenses (\$1,000)	559

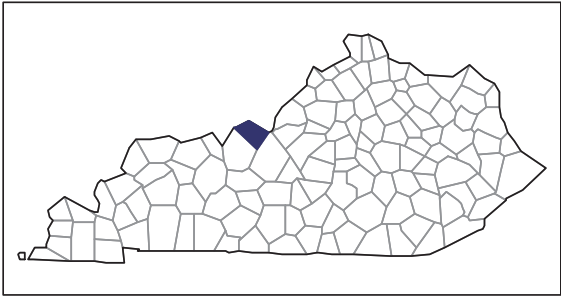
See "Census of Agriculture, Volume 1, Geographic Area Series" for complete footnotes, explanations, definitions, and methodology.

- Represents zero. (D) Withheld to avoid disclosing data for individual operations.

# 2012 CENSUS OF AGRICULTURE

## RACE / ETHNICITY / GENDER PROFILE

### Meade County - Kentucky Farms with Spanish, Hispanic, or Latino Operators Compared with All Farms



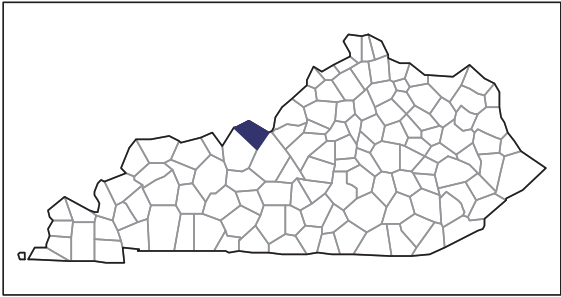
Data are not available at this geographic level for farms with Spanish, Hispanic, or Latino Operators.



# 2012 CENSUS OF AGRICULTURE

## RACE / ETHNICITY / GENDER PROFILE

### Meade County - Kentucky Farms with American Indian or Alaska Native Operators Compared with All Farms



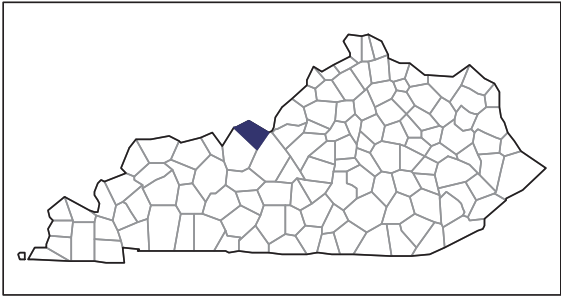
Data are not available at this geographic level for farms with American Indian or Alaska Native Operators.



# 2012 CENSUS OF AGRICULTURE

## RACE / ETHNICITY / GENDER PROFILE

### Meade County - Kentucky Farms with Asian Operators Compared with All Farms



Data are not available at this geographic level for farms with Asian Operators.

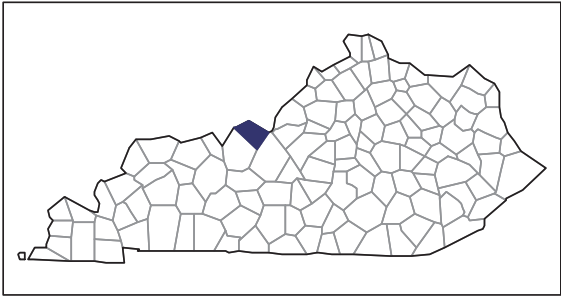




# 2012 CENSUS OF AGRICULTURE

## RACE / ETHNICITY / GENDER PROFILE

### Meade County - Kentucky Farms with Black or African American Operators Compared with All Farms



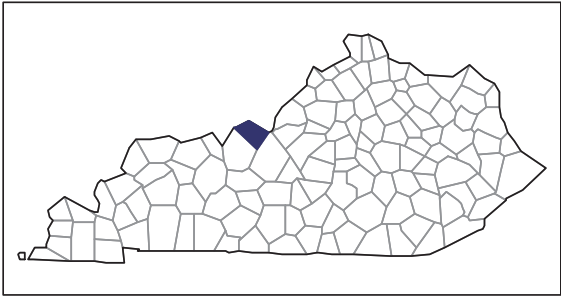
Data are not available at this geographic level for farms with Black or African American Operators.



# 2012 CENSUS OF AGRICULTURE

## RACE / ETHNICITY / GENDER PROFILE

### Meade County - Kentucky Farms with Native Hawaiian or Other Pacific Islander Operators Compared with All Farms



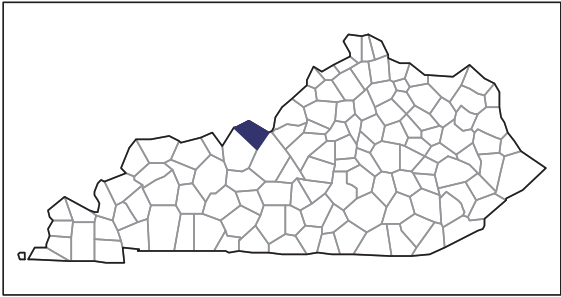
Data are not available at this geographic level for farms with Native Hawaiian or Other Pacific Islander Operators.



# 2012 CENSUS OF AGRICULTURE

## RACE / ETHNICITY / GENDER PROFILE

### Meade County - Kentucky Farms with White Operators Compared with All Farms



Data are not available at this geographic level for farms with White Operators.

