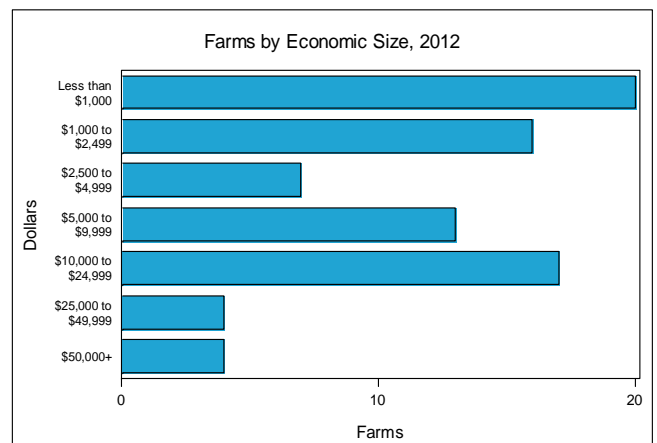
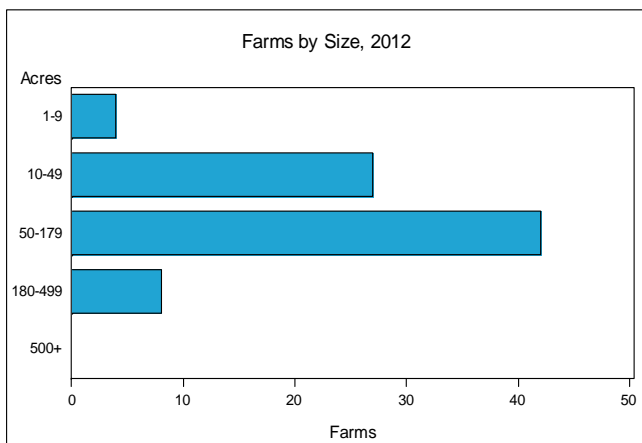


Nicholas County - Kentucky Farms with Women Principal Operators Compared with All Farms

	Women Principal Operators	All Farms
Number of Farms	81	570
Land in Farms	7,470 acres	102,192 acres
Average Size of Farm	92 acres	179 acres
Market Value of Products Sold	\$1,545,000	\$20,739,000
Crop Sales	\$738,000	\$10,488,000
Livestock Sales	\$807,000	\$10,251,000
Average Per Farm	\$19,073	\$36,385
Government Payments	\$68,000	\$712,000
Average Per Farm Receiving Payments	\$3,756	\$3,471

See footnotes on reverse page.

Farms with Women Principal Operators





2012 CENSUS OF AGRICULTURE
RACE / ETHNICITY / GENDER PROFILE

Nicholas County - Kentucky Farms with Women Principal Operators

Selected Highlights

Item	Farms	Quantity
MARKET VALUE OF AGRICULTURAL PRODUCTS SOLD (\$1,000)		
Total value of agricultural products sold	81	1,545
Value of crops including nursery and greenhouse	35	738
Value of livestock, poultry, and their products	44	807
VALUE OF SALES BY COMMODITY GROUP (\$1,000)		
Grains, oilseeds, dry beans, and dry peas	2	(D)
Tobacco	10	232
Cotton and cottonseed	-	-
Vegetables, melons, potatoes and sweet potatoes	4	38
Fruits, tree nuts, and berries	1	(D)
Nursery, greenhouse, floriculture, and sod	2	(D)
Cut Christmas trees and short rotation woody crops	-	-
Other crops and hay	23	455
Poultry and eggs	5	4
Cattle and calves	33	693
Milk from cows	-	-
Hogs and pigs	-	-
Sheep, goats, wool, mohair, and milk	12	(D)
Horses, ponies, mules, burros, and donkeys	9	56
Aquaculture	-	-
Other animals and other animal products	2	(D)
TOP CROP ITEMS (acres)		
Forage, all	45	1,775
Tobacco	10	65
Corn for grain	2	(D)
Vegetables harvested, all	4	9
Pumpkins	3	4
TOP LIVESTOCK INVENTORY ITEMS (number)		
Cattle and calves	47	984
Layers	12	330
Goats, all	17	250
Horses and ponies	29	223
Sheep and lambs	3	(D)

Operator Characteristics

Item	Quantity
Primary occupation:	
Farming	45
Other	36
Days worked off farm:	
None	42
Any	39
Years on present farm:	
2 years or less	26
3 to 4 years	5
5 to 9 years	15
10 years or more	35
Age group:	
Under 35 years	2
35 to 44 years	5
45 to 64 years	38
65 years and over	36
Average age of principal operator (years)	58.8

Economic Characteristics

Item	Quantity
Farms by value of sales:	
Less than \$1,000	23
\$1,000 to \$2,499	13
\$2,500 to \$4,999	7
\$5,000 to \$9,999	15
\$10,000 to \$49,999	20
\$50,000 to \$99,999	1
\$100,000 to \$249,999	-
\$250,000 to \$499,999	1
\$500,000 or more	1
Total farm production expenses (\$1,000)	1,211
Average per farm (\$)	14,945
Net cash farm income of operation (\$1,000)	564
Average per farm (\$)	6,965
Value of agricultural products sold directly to individuals for human consumption (\$1,000)	3
Total organic product sales (\$1,000)	-
Total income from farm-related sources, gross before taxes and expenses (\$1,000)	162

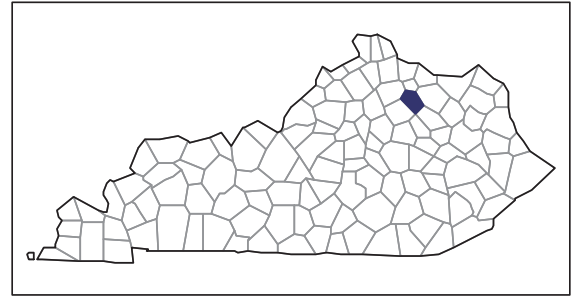
See "Census of Agriculture, Volume 1, Geographic Area Series" for complete footnotes, explanations, definitions, and methodology.

- Represents zero. (D) Withheld to avoid disclosing data for individual operations.

2012 CENSUS OF AGRICULTURE

RACE / ETHNICITY / GENDER PROFILE

Nicholas County - Kentucky Farms with Spanish, Hispanic, or Latino Operators Compared with All Farms



Data are not available at this geographic level for farms with Spanish, Hispanic, or Latino Operators.



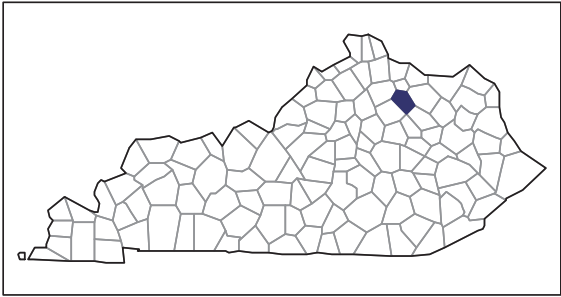
US Department of Agriculture
National Agricultural Statistics Service

www.agcensus.usda.gov

2012 CENSUS OF AGRICULTURE

RACE / ETHNICITY / GENDER PROFILE

Nicholas County - Kentucky Farms with American Indian or Alaska Native Operators Compared with All Farms



Data are not available at this geographic level for farms with American Indian or Alaska Native Operators.



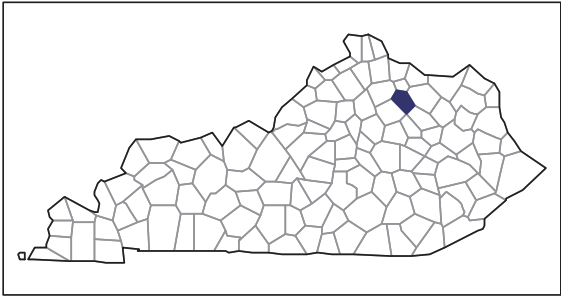
US Department of Agriculture
National Agricultural Statistics Service

www.agcensus.usda.gov

2012 CENSUS OF AGRICULTURE

RACE / ETHNICITY / GENDER PROFILE

Nicholas County - Kentucky Farms with Asian Operators Compared with All Farms

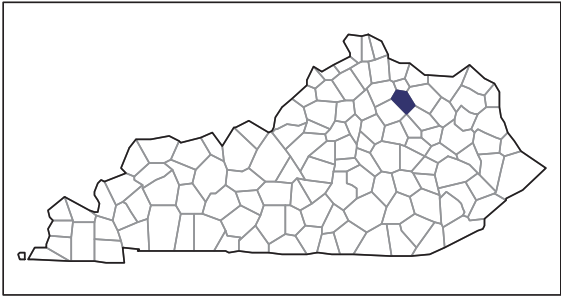


Data are not available at this geographic level for farms with Asian Operators.

2012 CENSUS OF AGRICULTURE

RACE / ETHNICITY / GENDER PROFILE

Nicholas County - Kentucky Farms with Black or African American Operators Compared with All Farms

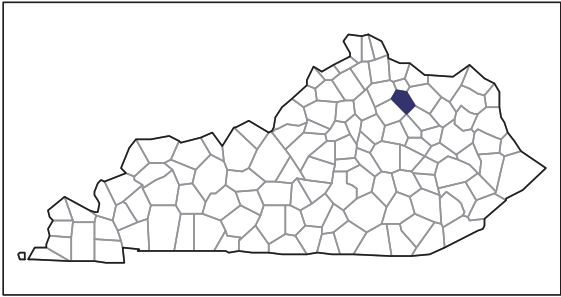


Data are not available at this geographic level for farms with Black or African American Operators.

2012 CENSUS OF AGRICULTURE

RACE / ETHNICITY / GENDER PROFILE

Nicholas County - Kentucky Farms with Native Hawaiian or Other Pacific Islander Operators Compared with All Farms

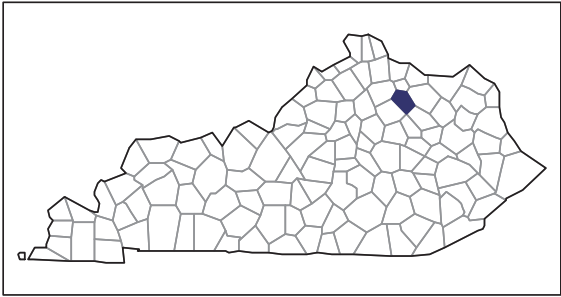


Data are not available at this geographic level for farms with Native Hawaiian or Other Pacific Islander Operators.

2012 CENSUS OF AGRICULTURE

RACE / ETHNICITY / GENDER PROFILE

Nicholas County - Kentucky Farms with White Operators Compared with All Farms



Data are not available at this geographic level for farms with White Operators.

