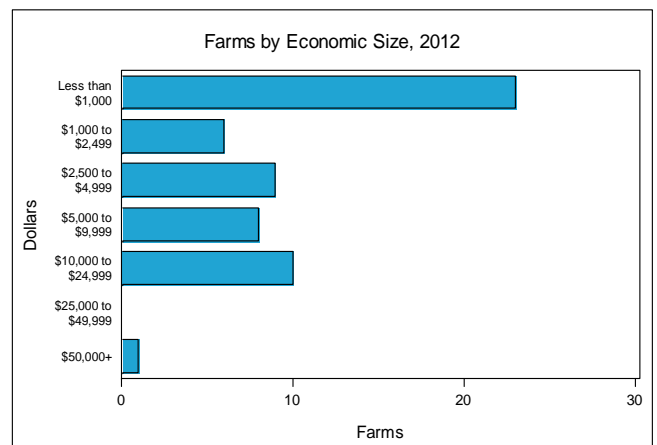
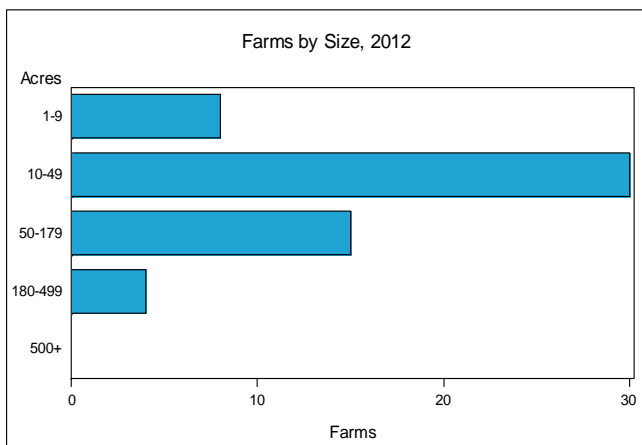


Spencer County - Kentucky Farms with Women Principal Operators Compared with All Farms

	Women Principal Operators	All Farms
Number of Farms	57	529
Land in Farms	3,306 acres	69,125 acres
Average Size of Farm	58 acres	131 acres
Market Value of Products Sold	\$287,000	\$15,614,000
Crop Sales	\$150,000	\$10,308,000
Livestock Sales	\$137,000	\$5,306,000
Average Per Farm	\$5,034	\$29,517
Government Payments	\$46,000	\$487,000
Average Per Farm Receiving Payments	\$1,990	\$2,156

See footnotes on reverse page.

Farms with Women Principal Operators





2012 CENSUS OF AGRICULTURE
RACE / ETHNICITY / GENDER PROFILE

Spencer County - Kentucky Farms with Women Principal Operators

Selected Highlights

Item	Farms	Quantity
MARKET VALUE OF AGRICULTURAL PRODUCTS SOLD (\$1,000)		
Total value of agricultural products sold	57	287
Value of crops including nursery and greenhouse	14	150
Value of livestock, poultry, and their products	24	137
VALUE OF SALES BY COMMODITY GROUP (\$1,000)		
Grains, oilseeds, dry beans, and dry peas	5	104
Tobacco	-	-
Cotton and cottonseed	-	-
Vegetables, melons, potatoes and sweet potatoes	1	(D)
Fruits, tree nuts, and berries	1	(D)
Nursery, greenhouse, floriculture, and sod	3	16
Cut Christmas trees and short rotation woody crops	-	-
Other crops and hay	6	(D)
Poultry and eggs	8	8
Cattle and calves	12	88
Milk from cows	-	-
Hogs and pigs	-	-
Sheep, goats, wool, mohair, and milk	4	15
Horses, ponies, mules, burros, and donkeys	3	26
Aquaculture	-	-
Other animals and other animal products	-	-
TOP CROP ITEMS (acres)		
Forage, all	18	510
Corn for grain	5	170
Soybeans for beans	1	(D)
Floriculture and bedding crops	3	(D)
Bedding/Garden plants	3	3
TOP LIVESTOCK INVENTORY ITEMS (number)		
Cattle and calves	22	494
Layers	11	355
Sheep and lambs	3	179
Horses and ponies	26	167
Pullets for laying flock replacement	6	130

Operator Characteristics

Item	Quantity
Primary occupation:	
Farming	28
Other	29
Days worked off farm:	
None	24
Any	33
Years on present farm:	
2 years or less	5
3 to 4 years	2
5 to 9 years	12
10 years or more	38
Age group:	
Under 35 years	2
35 to 44 years	5
45 to 64 years	33
65 years and over	17
Average age of principal operator (years)	58.1

Economic Characteristics

Item	Quantity
Farms by value of sales:	
Less than \$1,000	26
\$1,000 to \$2,499	7
\$2,500 to \$4,999	5
\$5,000 to \$9,999	10
\$10,000 to \$49,999	8
\$50,000 to \$99,999	1
\$100,000 to \$249,999	-
\$250,000 to \$499,999	-
\$500,000 or more	-
Total farm production expenses (\$1,000)	760
Average per farm (\$)	13,330
Net cash farm income of operation (\$1,000)	-202
Average per farm (\$)	-3,547
Value of agricultural products sold directly to individuals for human consumption (\$1,000)	11
Total organic product sales (\$1,000)	-
Total income from farm-related sources, gross before taxes and expenses (\$1,000)	225

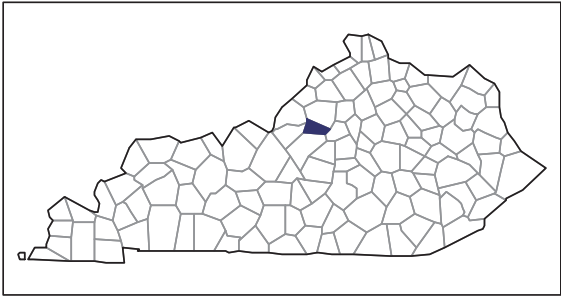
See "Census of Agriculture, Volume 1, Geographic Area Series" for complete footnotes, explanations, definitions, and methodology.

- Represents zero. (D) Withheld to avoid disclosing data for individual operations.

2012 CENSUS OF AGRICULTURE

RACE / ETHNICITY / GENDER PROFILE

Spencer County - Kentucky Farms with Spanish, Hispanic, or Latino Operators Compared with All Farms

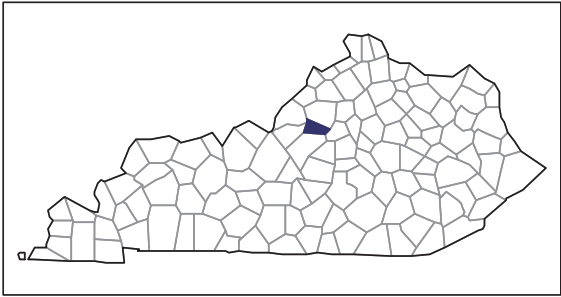


Data are not available at this geographic level for farms with Spanish, Hispanic, or Latino Operators.

2012 CENSUS OF AGRICULTURE

RACE / ETHNICITY / GENDER PROFILE

Spencer County - Kentucky Farms with American Indian or Alaska Native Operators Compared with All Farms



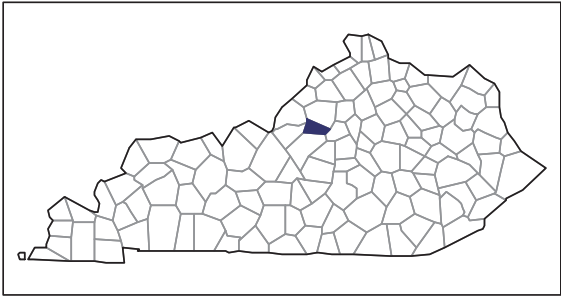
Data are not available at this geographic level for farms with American Indian or Alaska Native Operators.



2012 CENSUS OF AGRICULTURE

RACE / ETHNICITY / GENDER PROFILE

Spencer County - Kentucky Farms with Asian Operators Compared with All Farms

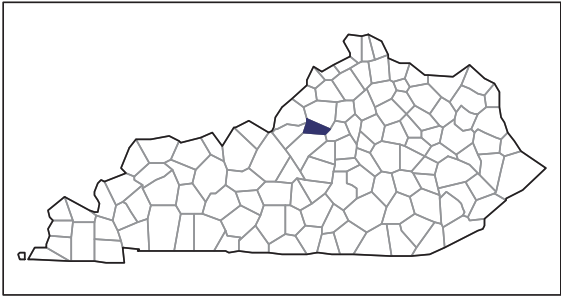


Data are not available at this geographic level for farms with Asian Operators.

2012 CENSUS OF AGRICULTURE

RACE / ETHNICITY / GENDER PROFILE

Spencer County - Kentucky Farms with Black or African American Operators Compared with All Farms



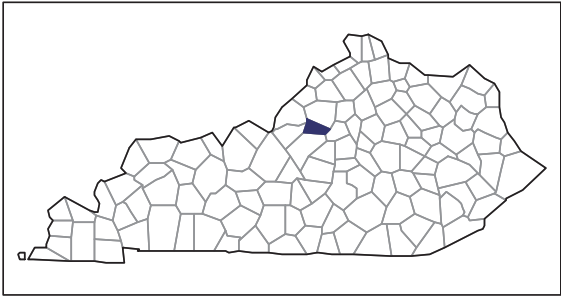
Data are not available at this geographic level for farms with Black or African American Operators.



2012 CENSUS OF AGRICULTURE

RACE / ETHNICITY / GENDER PROFILE

Spencer County - Kentucky Farms with Native Hawaiian or Other Pacific Islander Operators Compared with All Farms

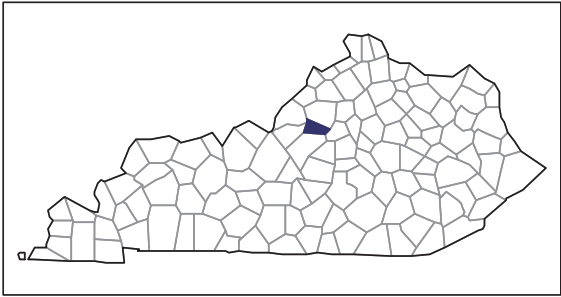


Data are not available at this geographic level for farms with Native Hawaiian or Other Pacific Islander Operators.

2012 CENSUS OF AGRICULTURE

RACE / ETHNICITY / GENDER PROFILE

Spencer County - Kentucky Farms with White Operators Compared with All Farms



Data are not available at this geographic level for farms with White Operators.

