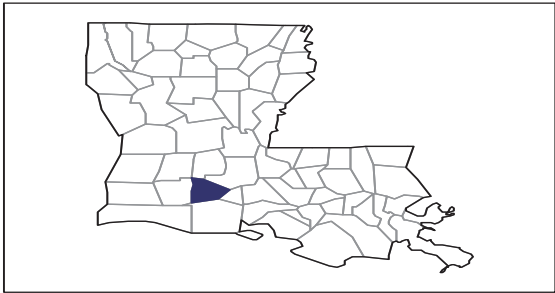


2012 CENSUS OF AGRICULTURE

RACE / ETHNICITY / GENDER PROFILE

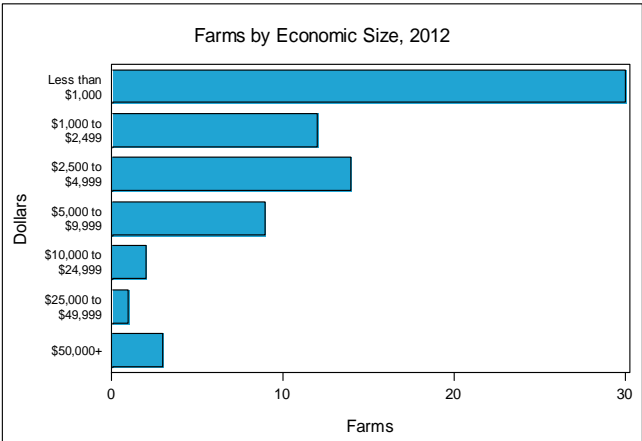
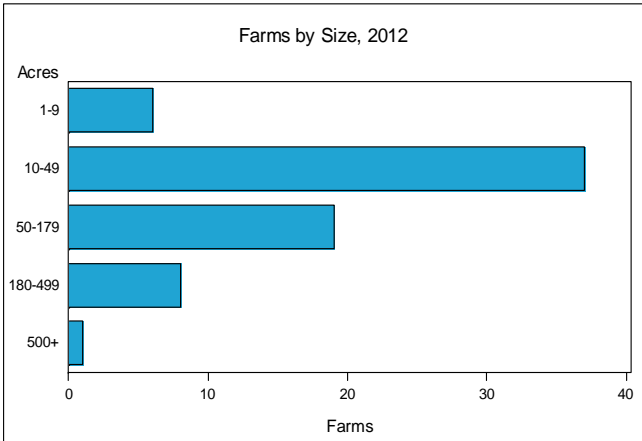


Acadia Parish - Louisiana Farms with Women Principal Operators Compared with All Farms

	Women Principal Operators	All Farms
Number of Farms	71	841
Land in Farms	5,633 acres	238,218 acres
Average Size of Farm	79 acres	283 acres
Market Value of Products Sold	\$441,000	\$124,325,000
Crop Sales	\$340,000	\$107,739,000
Livestock Sales	\$102,000	\$16,587,000
Average Per Farm	\$6,218	\$147,830
Government Payments	\$148,000	\$6,775,000
Average Per Farm Receiving Payments	\$3,901	\$15,611

See footnotes on reverse page.

Farms with Women Principal Operators





2012 CENSUS OF AGRICULTURE
RACE / ETHNICITY / GENDER PROFILE

Acadia Parish - Louisiana Farms with Women Principal Operators

Selected Highlights

Item	Farms	Quantity
MARKET VALUE OF AGRICULTURAL PRODUCTS SOLD (\$1,000)		
Total value of agricultural products sold	71	441
Value of crops including nursery and greenhouse	9	340
Value of livestock, poultry, and their products	20	102
VALUE OF SALES BY COMMODITY GROUP (\$1,000)		
Grains, oilseeds, dry beans, and dry peas	2	(D)
Tobacco	-	-
Cotton and cottonseed	-	-
Vegetables, melons, potatoes and sweet potatoes	-	-
Fruits, tree nuts, and berries	-	-
Nursery, greenhouse, floriculture, and sod	1	(D)
Cut Christmas trees and short rotation woody crops	-	-
Other crops and hay	6	(D)
Poultry and eggs	11	16
Cattle and calves	11	60
Milk from cows	-	-
Hogs and pigs	-	-
Sheep, goats, wool, mohair, and milk	7	3
Horses, ponies, mules, burros, and donkeys	9	21
Aquaculture	-	-
Other animals and other animal products	3	(Z)
TOP CROP ITEMS (acres)		
Forage, all	8	285
Rice	2	(D)
Floriculture and bedding crops	1	(D)
Other floriculture and bedding crops	1	(D)
TOP LIVESTOCK INVENTORY ITEMS (number)		
Cattle and calves	24	477
Layers	9	392
Horses and ponies	22	190
Ducks	5	170
Rabbits, live	3	120

Operator Characteristics

Item	Quantity
Primary occupation:	
Farming	24
Other	47
Days worked off farm:	
None	25
Any	46
Years on present farm:	
2 years or less	-
3 to 4 years	11
5 to 9 years	10
10 years or more	50
Age group:	
Under 35 years	3
35 to 44 years	2
45 to 64 years	44
65 years and over	22
Average age of principal operator (years)	59.8

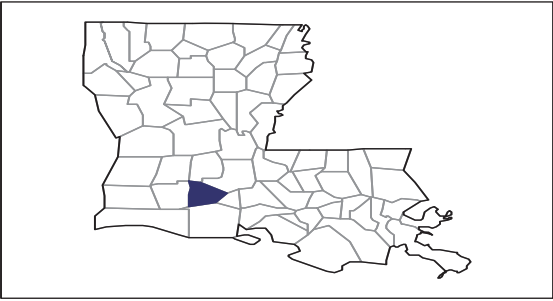
Economic Characteristics

Item	Quantity
Farms by value of sales:	
Less than \$1,000	50
\$1,000 to \$2,499	4
\$2,500 to \$4,999	6
\$5,000 to \$9,999	5
\$10,000 to \$49,999	4
\$50,000 to \$99,999	1
\$100,000 to \$249,999	1
\$250,000 to \$499,999	-
\$500,000 or more	-
Total farm production expenses (\$1,000)	1,147
Average per farm (\$)	16,161
Net cash farm income of operation (\$1,000)	-496
Average per farm (\$)	-6,987
Value of agricultural products sold directly to individuals for human consumption (\$1,000)	(D)
Total organic product sales (\$1,000)	-
Total income from farm-related sources, gross before taxes and expenses (\$1,000)	62

See "Census of Agriculture, Volume 1, Geographic Area Series" for complete footnotes, explanations, definitions, and methodology.
 - Represents zero. (D) Withheld to avoid disclosing data for individual operations. (Z) Less than half of the unit shown.

2012 CENSUS OF AGRICULTURE

RACE / ETHNICITY / GENDER PROFILE

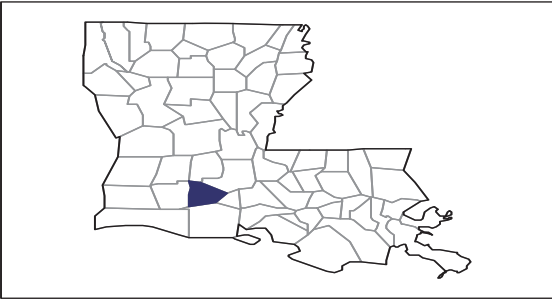


Acadia Parish - Louisiana Farms with Spanish, Hispanic, or Latino Operators Compared with All Farms

Data are not available at this geographic level for farms with Spanish, Hispanic, or Latino Operators.

2012 CENSUS OF AGRICULTURE

RACE / ETHNICITY / GENDER PROFILE

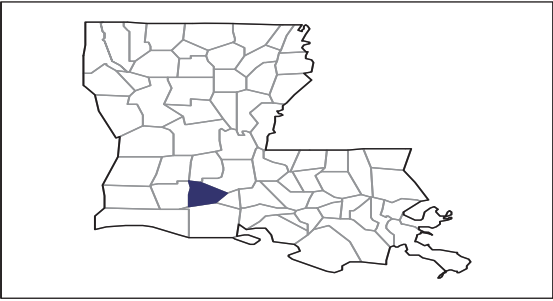


Acadia Parish - Louisiana Farms with American Indian or Alaska Native Operators Compared with All Farms

Data are not available at this geographic level for farms with American Indian or Alaska Native Operators.

2012 CENSUS OF AGRICULTURE

RACE / ETHNICITY / GENDER PROFILE



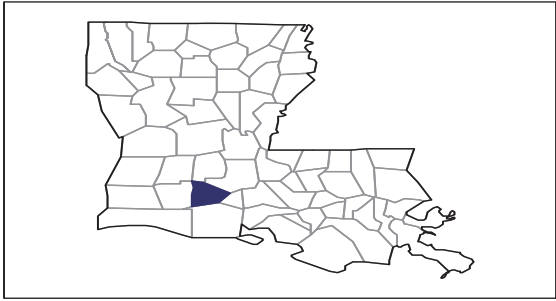
Acadia Parish - Louisiana Farms with Asian Operators Compared with All Farms

Data are not available at this geographic level for farms with Asian Operators.

2012 CENSUS OF AGRICULTURE

RACE / ETHNICITY / GENDER PROFILE

Acadia Parish - Louisiana Farms with Black or African American Operators Compared with All Farms

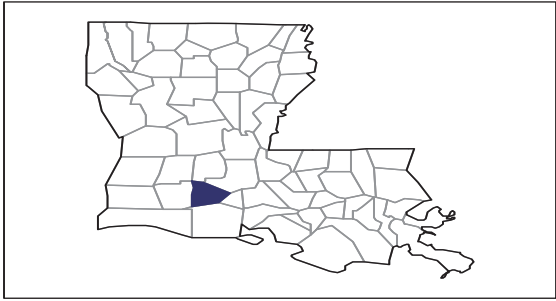


Data are not available at this geographic level for farms with Black or African American Operators.

2012 CENSUS OF AGRICULTURE

RACE / ETHNICITY / GENDER PROFILE

Acadia Parish - Louisiana Farms with Native Hawaiian or Other Pacific Islander Operators Compared with All Farms



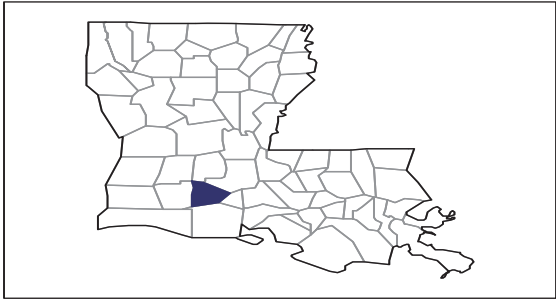
Data are not available at this geographic level for farms with Native Hawaiian or Other Pacific Islander Operators.



2012 CENSUS OF AGRICULTURE

RACE / ETHNICITY / GENDER PROFILE

Acadia Parish - Louisiana Farms with White Operators Compared with All Farms



Data are not available at this geographic level for farms with White Operators.



