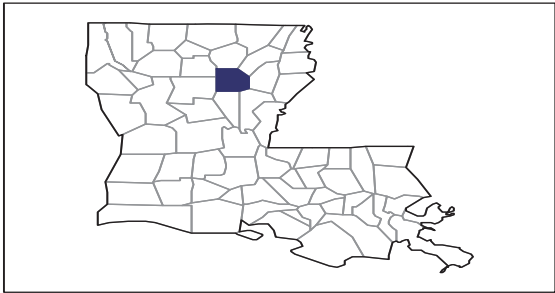


2012 CENSUS OF AGRICULTURE

RACE / ETHNICITY / GENDER PROFILE

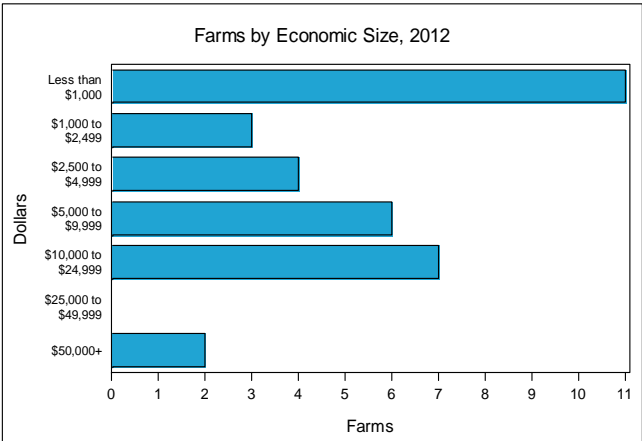
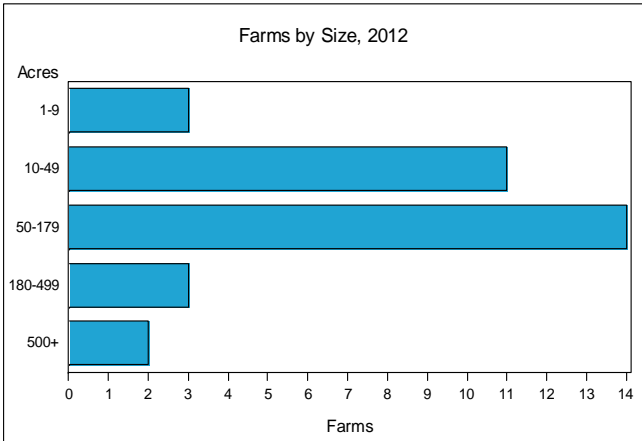


Caldwell Parish - Louisiana Farms with Women Principal Operators Compared with All Farms

	Women Principal Operators	All Farms
Number of Farms	33	295
Land in Farms	4,152 acres	62,265 acres
Average Size of Farm	126 acres	211 acres
Market Value of Products Sold	\$258,000	\$11,484,000
Crop Sales	\$246,000	\$9,663,000
Livestock Sales	\$11,000	\$1,821,000
Average Per Farm	\$7,807	\$38,930
Government Payments	\$162,000	\$1,762,000
Average Per Farm Receiving Payments	\$9,502	\$13,453

See footnotes on reverse page.

Farms with Women Principal Operators





2012 CENSUS OF AGRICULTURE
RACE / ETHNICITY / GENDER PROFILE

Caldwell Parish - Louisiana

Farms with Women Principal Operators

Selected Highlights

Item	Farms	Quantity
MARKET VALUE OF AGRICULTURAL PRODUCTS SOLD (\$1,000)		
Total value of agricultural products sold	33	258
Value of crops including nursery and greenhouse	6	246
Value of livestock, poultry, and their products	3	11
VALUE OF SALES BY COMMODITY GROUP (\$1,000)		
Grains, oilseeds, dry beans, and dry peas	2	(D)
Tobacco	-	-
Cotton and cottonseed	-	-
Vegetables, melons, potatoes and sweet potatoes	2	(D)
Fruits, tree nuts, and berries	-	-
Nursery, greenhouse, floriculture, and sod	-	-
Cut Christmas trees and short rotation woody crops	-	-
Other crops and hay	2	(D)
Poultry and eggs	3	1
Cattle and calves	2	(D)
Milk from cows	-	-
Hogs and pigs	-	-
Sheep, goats, wool, mohair, and milk	-	-
Horses, ponies, mules, burros, and donkeys	-	-
Aquaculture	-	-
Other animals and other animal products	1	(D)
TOP CROP ITEMS (acres)		
Winter wheat for grain	2	(D)
Forage, all	5	109
Vegetables harvested, all	2	(D)
Tomatoes in the open	2	(D)
TOP LIVESTOCK INVENTORY ITEMS (number)		
Cattle and calves	14	288
Layers	5	76
Goats, all	8	65
Quail	1	(D)
Horses and ponies	7	22

Operator Characteristics

Item	Quantity
Primary occupation:	
Farming	13
Other	20
Days worked off farm:	
None	19
Any	14
Years on present farm:	
2 years or less	-
3 to 4 years	2
5 to 9 years	12
10 years or more	19
Age group:	
Under 35 years	-
35 to 44 years	3
45 to 64 years	9
65 years and over	21
Average age of principal operator (years)	69.4

Economic Characteristics

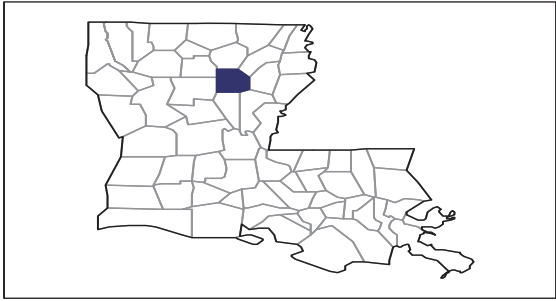
Item	Quantity
Farms by value of sales:	
Less than \$1,000	25
\$1,000 to \$2,499	2
\$2,500 to \$4,999	1
\$5,000 to \$9,999	3
\$10,000 to \$49,999	-
\$50,000 to \$99,999	-
\$100,000 to \$249,999	2
\$250,000 to \$499,999	-
\$500,000 or more	-
Total farm production expenses (\$1,000)	519
Average per farm (\$)	15,742
Net cash farm income of operation (\$1,000)	-90
Average per farm (\$)	-2,729
Value of agricultural products sold directly to individuals for human consumption (\$1,000)	
Total organic product sales (\$1,000)	-
Total income from farm-related sources, gross before taxes and expenses (\$1,000)	10

See "Census of Agriculture, Volume 1, Geographic Area Series" for complete footnotes, explanations, definitions, and methodology.
 - Represents zero. (D) Withheld to avoid disclosing data for individual operations.

2012 CENSUS OF AGRICULTURE

RACE / ETHNICITY / GENDER PROFILE

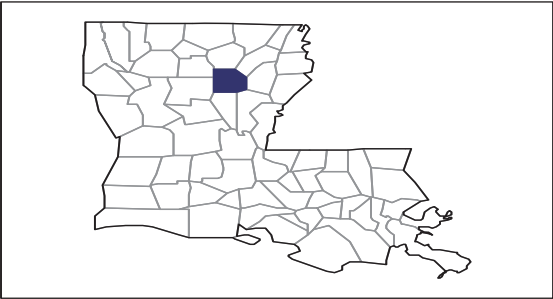
Caldwell Parish - Louisiana Farms with Spanish, Hispanic, or Latino Operators Compared with All Farms



Data are not available at this geographic level for farms with Spanish, Hispanic, or Latino Operators.

2012 CENSUS OF AGRICULTURE

RACE / ETHNICITY / GENDER PROFILE



Caldwell Parish - Louisiana Farms with American Indian or Alaska Native Operators Compared with All Farms

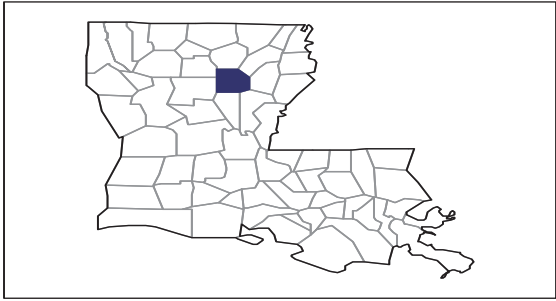
Data are not available at this geographic level for farms with American Indian or Alaska Native Operators.



2012 CENSUS OF AGRICULTURE

RACE / ETHNICITY / GENDER PROFILE

Caldwell Parish - Louisiana Farms with Asian Operators Compared with All Farms

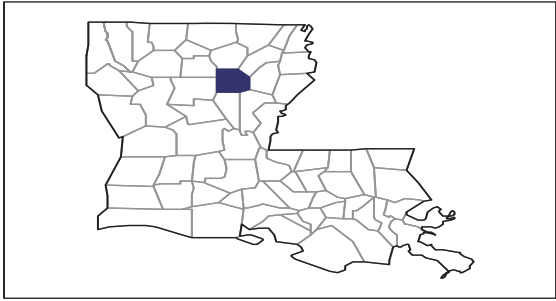


Data are not available at this geographic level for farms with Asian Operators.

2012 CENSUS OF AGRICULTURE

RACE / ETHNICITY / GENDER PROFILE

Caldwell Parish - Louisiana Farms with Black or African American Operators Compared with All Farms

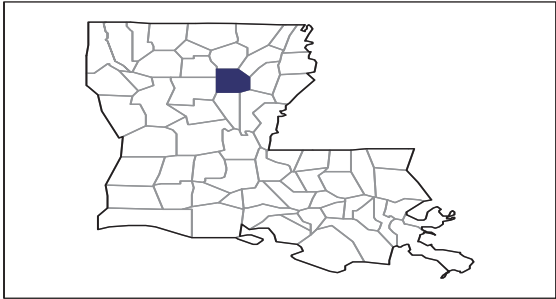


Data are not available at this geographic level for farms with Black or African American Operators.

2012 CENSUS OF AGRICULTURE

RACE / ETHNICITY / GENDER PROFILE

Caldwell Parish - Louisiana Farms with Native Hawaiian or Other Pacific Islander Operators Compared with All Farms

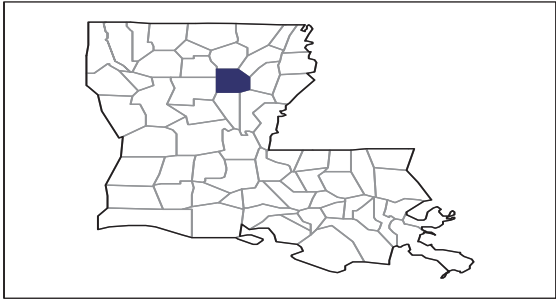


Data are not available at this geographic level for farms with Native Hawaiian or Other Pacific Islander Operators.

2012 CENSUS OF AGRICULTURE

RACE / ETHNICITY / GENDER PROFILE

Caldwell Parish - Louisiana Farms with White Operators Compared with All Farms



Data are not available at this geographic level for farms with White Operators.

