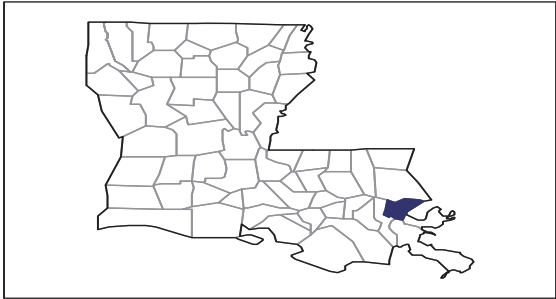


2012 CENSUS OF AGRICULTURE

RACE / ETHNICITY / GENDER PROFILE

Orleans Parish - Louisiana Farms with Women Principal Operators Compared with All Farms



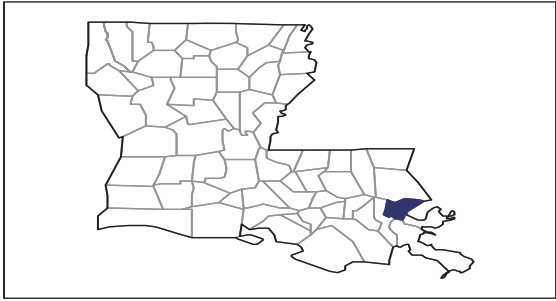
Data are not available at this geographic level for farms with Women Principal Operators.



2012 CENSUS OF AGRICULTURE

RACE / ETHNICITY / GENDER PROFILE

Orleans Parish - Louisiana Farms with Spanish, Hispanic, or Latino Operators Compared with All Farms

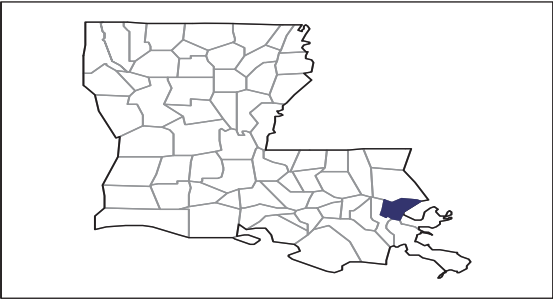


Data are not available at this geographic level for farms with Spanish, Hispanic, or Latino Operators.



2012 CENSUS OF AGRICULTURE

RACE / ETHNICITY / GENDER PROFILE

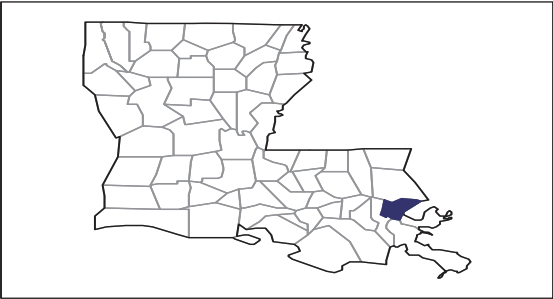


Orleans Parish - Louisiana Farms with American Indian or Alaska Native Operators Compared with All Farms

Data are not available at this geographic level for farms with American Indian or Alaska Native Operators.

2012 CENSUS OF AGRICULTURE

RACE / ETHNICITY / GENDER PROFILE



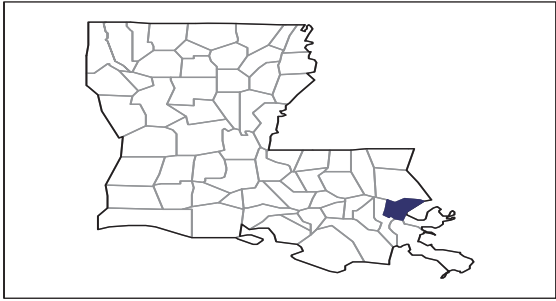
Orleans Parish - Louisiana Farms with Asian Operators Compared with All Farms

Data are not available at this geographic level for farms with Asian Operators.

2012 CENSUS OF AGRICULTURE

RACE / ETHNICITY / GENDER PROFILE

Orleans Parish - Louisiana Farms with Black or African American Operators Compared with All Farms

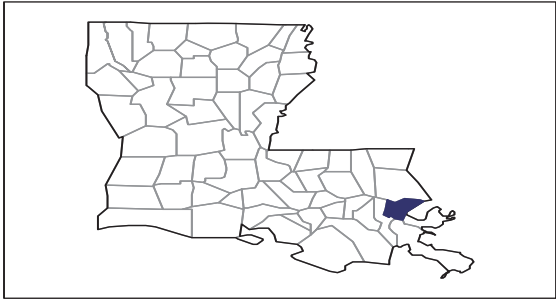


Data are not available at this geographic level for farms with Black or African American Operators.

2012 CENSUS OF AGRICULTURE

RACE / ETHNICITY / GENDER PROFILE

Orleans Parish - Louisiana Farms with Native Hawaiian or Other Pacific Islander Operators Compared with All Farms



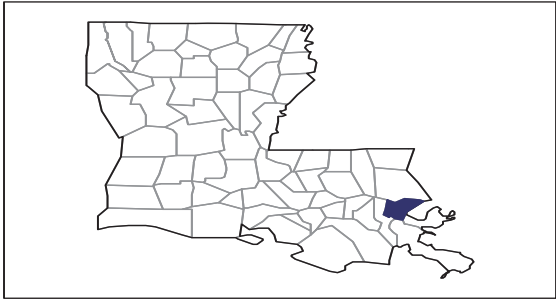
Data are not available at this geographic level for farms with Native Hawaiian or Other Pacific Islander Operators.



2012 CENSUS OF AGRICULTURE

RACE / ETHNICITY / GENDER PROFILE

Orleans Parish - Louisiana Farms with White Operators Compared with All Farms



Data are not available at this geographic level for farms with White Operators.

