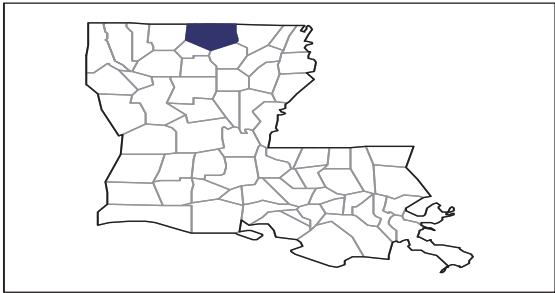


2012 CENSUS OF AGRICULTURE

RACE / ETHNICITY / GENDER PROFILE

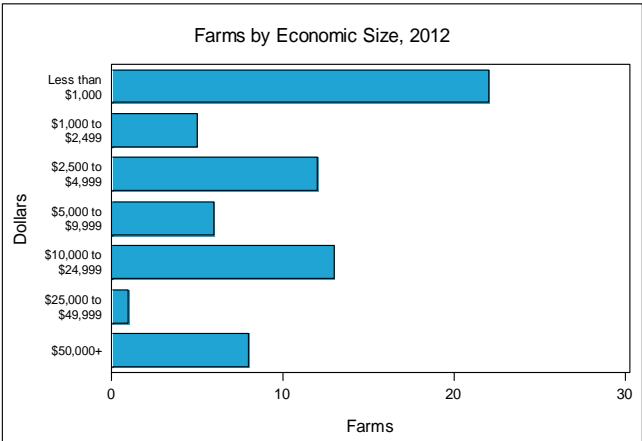
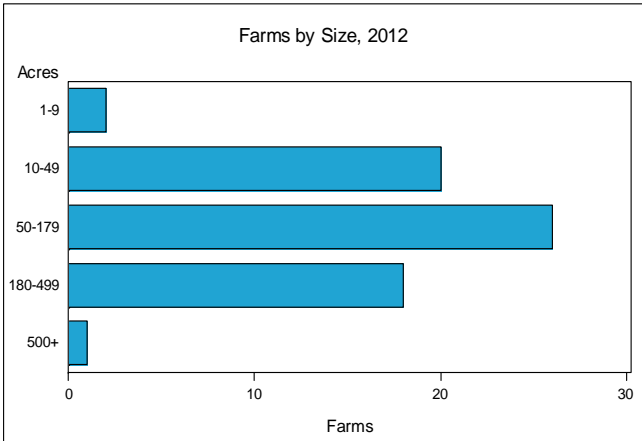



Union Parish - Louisiana Farms with Women Principal Operators Compared with All Farms

	Women Principal Operators	All Farms
Number of Farms	67	413
Land in Farms	10,745 acres	62,640 acres
Average Size of Farm	160 acres	152 acres
Market Value of Products Sold	\$8,248,000	\$92,919,000
Crop Sales	\$79,000	\$1,389,000
Livestock Sales	\$8,169,000	\$91,530,000
Average Per Farm	\$123,109	\$224,984
Government Payments	\$30,000	\$166,000
Average Per Farm Receiving Payments	\$2,963	\$4,366

See footnotes on reverse page.

Farms with Women Principal Operators





2012 CENSUS OF AGRICULTURE
RACE / ETHNICITY / GENDER PROFILE

Union Parish - Louisiana Farms with Women Principal Operators

Selected Highlights

Item	Farms	Quantity
MARKET VALUE OF AGRICULTURAL PRODUCTS SOLD (\$1,000)		
Total value of agricultural products sold	67	8,248
Value of crops including nursery and greenhouse	9	79
Value of livestock, poultry, and their products	40	8,169
VALUE OF SALES BY COMMODITY GROUP (\$1,000)		
Grains, oilseeds, dry beans, and dry peas	-	-
Tobacco	-	-
Cotton and cottonseed	-	-
Vegetables, melons, potatoes and sweet potatoes	-	-
Fruits, tree nuts, and berries	-	-
Nursery, greenhouse, floriculture, and sod	-	-
Cut Christmas trees and short rotation woody crops	-	-
Other crops and hay	9	79
Poultry and eggs	7	7,905
Cattle and calves	25	217
Milk from cows	-	-
Hogs and pigs	2	(D)
Sheep, goats, wool, mohair, and milk	-	-
Horses, ponies, mules, burros, and donkeys	9	(D)
Aquaculture	-	-
Other animals and other animal products	-	-
TOP CROP ITEMS (acres)		
Forage, all	27	971
TOP LIVESTOCK INVENTORY ITEMS (number)		
Broilers and other meat-type chickens	6	440,365
Layers	3	(D)
Roosters	1	(D)
Cattle and calves	38	1,234
Horses and ponies	22	185

Operator Characteristics

Item	Quantity
Primary occupation:	
Farming	41
Other	26
Days worked off farm:	
None	28
Any	39
Years on present farm:	
2 years or less	5
3 to 4 years	3
5 to 9 years	4
10 years or more	55
Age group:	
Under 35 years	-
35 to 44 years	5
45 to 64 years	34
65 years and over	28
Average age of principal operator (years)	62.2

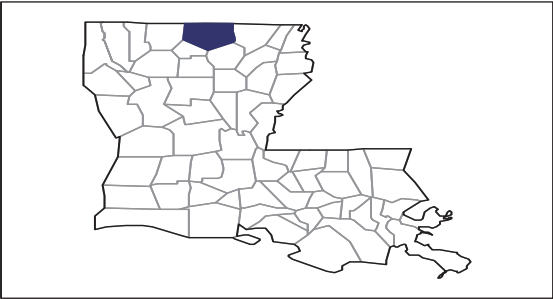
Economic Characteristics

Item	Quantity
Farms by value of sales:	
Less than \$1,000	24
\$1,000 to \$2,499	8
\$2,500 to \$4,999	9
\$5,000 to \$9,999	7
\$10,000 to \$49,999	11
\$50,000 to \$99,999	1
\$100,000 to \$249,999	-
\$250,000 to \$499,999	-
\$500,000 or more	7
Total farm production expenses (\$1,000)	7,523
Average per farm (\$)	112,288
Net cash farm income of operation (\$1,000)	939
Average per farm (\$)	14,009
Value of agricultural products sold directly to individuals for human consumption (\$1,000)	-
Total organic product sales (\$1,000)	-
Total income from farm-related sources, gross before taxes and expenses (\$1,000)	184

See "Census of Agriculture, Volume 1, Geographic Area Series" for complete footnotes, explanations, definitions, and methodology.
 - Represents zero. (D) Withheld to avoid disclosing data for individual operations.

2012 CENSUS OF AGRICULTURE

RACE / ETHNICITY / GENDER PROFILE

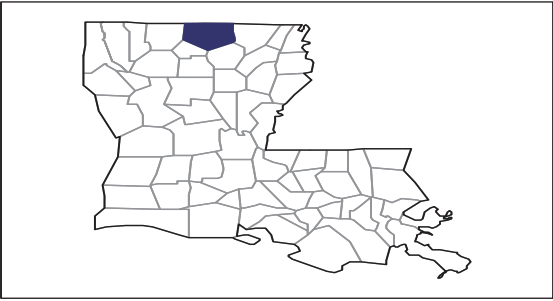


Union Parish - Louisiana Farms with Spanish, Hispanic, or Latino Operators Compared with All Farms

Data are not available at this geographic level for farms with Spanish, Hispanic, or Latino Operators.

2012 CENSUS OF AGRICULTURE

RACE / ETHNICITY / GENDER PROFILE

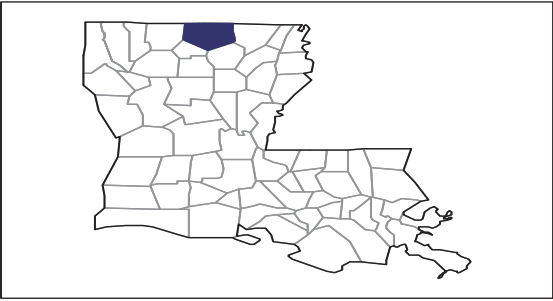


Union Parish - Louisiana Farms with American Indian or Alaska Native Operators Compared with All Farms

Data are not available at this geographic level for farms with American Indian or Alaska Native Operators.

2012 CENSUS OF AGRICULTURE

RACE / ETHNICITY / GENDER PROFILE



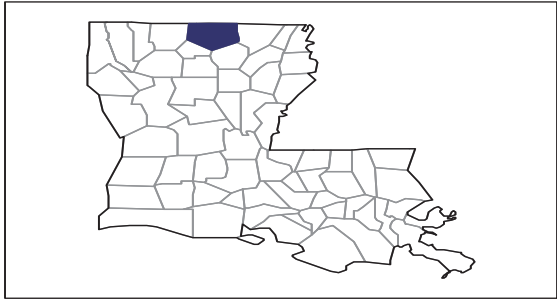
Union Parish - Louisiana Farms with Asian Operators Compared with All Farms

Data are not available at this geographic level for farms with Asian Operators.

2012 CENSUS OF AGRICULTURE

RACE / ETHNICITY / GENDER PROFILE

Union Parish - Louisiana Farms with Black or African American Operators Compared with All Farms

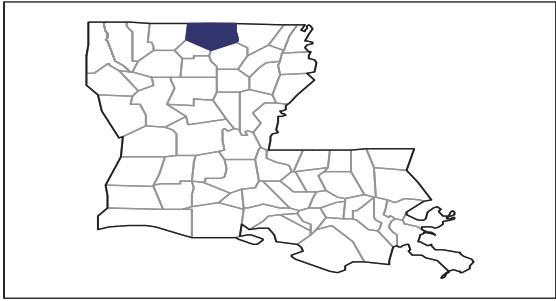


Data are not available at this geographic level for farms with Black or African American Operators.

2012 CENSUS OF AGRICULTURE

RACE / ETHNICITY / GENDER PROFILE

Union Parish - Louisiana Farms with Native Hawaiian or Other Pacific Islander Operators Compared with All Farms

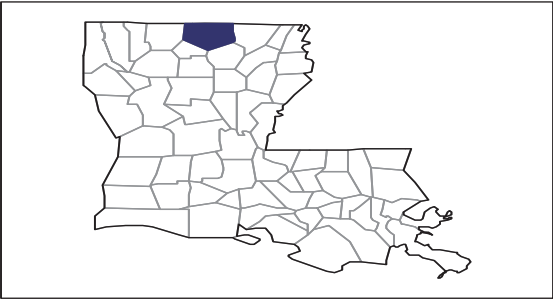


Data are not available at this geographic level for farms with Native Hawaiian or Other Pacific Islander Operators.



2012 CENSUS OF AGRICULTURE

RACE / ETHNICITY / GENDER PROFILE



Union Parish - Louisiana Farms with White Operators Compared with All Farms

Data are not available at this geographic level for farms with White Operators.

