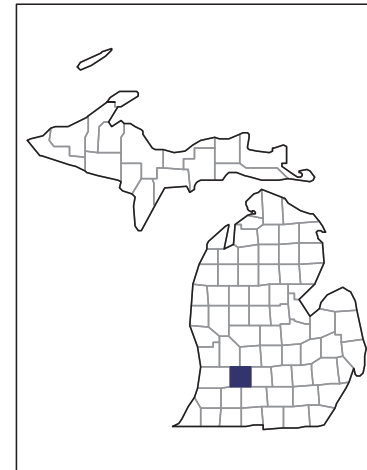


2012 CENSUS OF AGRICULTURE

RACE / ETHNICITY / GENDER PROFILE

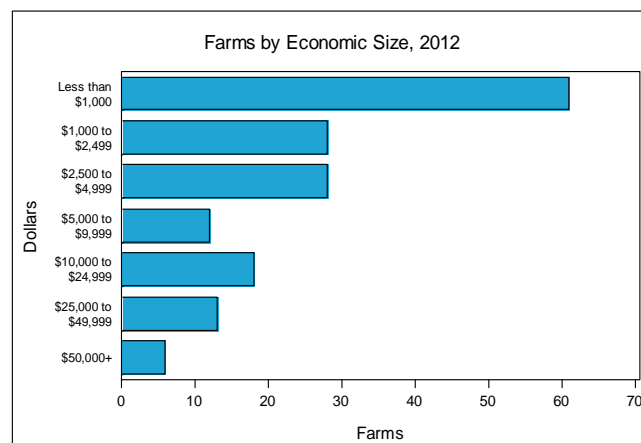
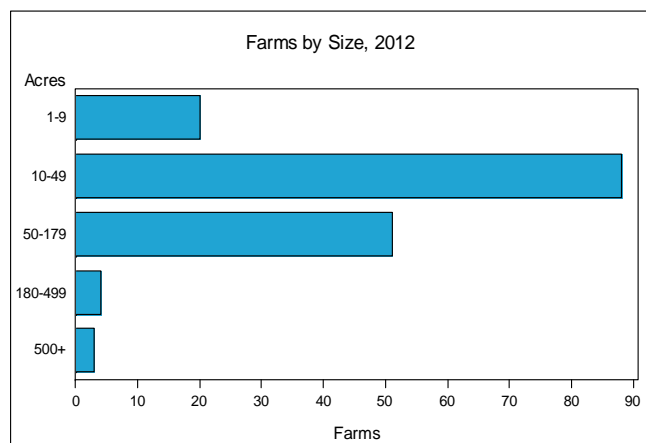
Barry County - Michigan Farms with Women Principal Operators Compared with All Farms



	Women Principal Operators	All Farms
Number of Farms	166	1,031
Land in Farms	11,000 acres	165,185 acres
Average Size of Farm	66 acres	160 acres
Market Value of Products Sold	\$4,126,000	\$140,071,000
Crop Sales	\$1,942,000	\$47,415,000
Livestock Sales	\$2,183,000	\$92,656,000
Average Per Farm	\$24,853	\$135,859
Government Payments	\$168,000	\$2,853,000
Average Per Farm Receiving Payments	\$4,421	\$7,449

See footnotes on reverse page.

Farms with Women Principal Operators



US Department of Agriculture
National Agricultural Statistics Service

www.agcensus.usda.gov

2012 CENSUS OF AGRICULTURE

RACE / ETHNICITY / GENDER PROFILE

Barry County - Michigan Farms with Women Principal Operators

Selected Highlights

Item	Farms	Quantity
MARKET VALUE OF AGRICULTURAL PRODUCTS SOLD (\$1,000)		
Total value of agricultural products sold	166	4,126
Value of crops including nursery and greenhouse	49	1,942
Value of livestock, poultry, and their products	79	2,183
VALUE OF SALES BY COMMODITY GROUP (\$1,000)		
Grains, oilseeds, dry beans, and dry peas	10	(D)
Tobacco	-	-
Cotton and cottonseed	-	-
Vegetables, melons, potatoes and sweet potatoes	10	(D)
Fruits, tree nuts, and berries	5	18
Nursery, greenhouse, floriculture, and sod	11	276
Cut Christmas trees and short rotation woody crops	2	(D)
Other crops and hay	25	175
Poultry and eggs	19	(D)
Cattle and calves	25	443
Milk from cows	1	(D)
Hogs and pigs	9	(D)
Sheep, goats, wool, mohair, and milk	20	80
Horses, ponies, mules, burros, and donkeys	28	(D)
Aquaculture	-	-
Other animals and other animal products	5	1
TOP CROP ITEMS (acres)		
Forage, all	57	1,262
Corn for grain	7	986
Soybeans for beans	2	(D)
Winter wheat for grain	4	(D)
Corn for silage	1	(D)
TOP LIVESTOCK INVENTORY ITEMS (number)		
Layers	34	(D)
Broilers and other meat-type chickens	4	1,202
Cattle and calves	35	951
Horses and ponies	82	601
Turkeys	2	(D)

Operator Characteristics

Item	Quantity
Primary occupation:	
Farming	90
Other	76
Days worked off farm:	
None	84
Any	82
Years on present farm:	
2 years or less	7
3 to 4 years	10
5 to 9 years	22
10 years or more	127
Age group:	
Under 35 years	-
35 to 44 years	31
45 to 64 years	82
65 years and over	53
Average age of principal operator (years)	58.9

Economic Characteristics

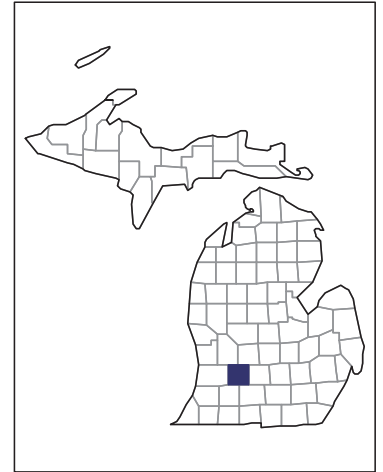
Item	Quantity
Farms by value of sales:	
Less than \$1,000	81
\$1,000 to \$2,499	18
\$2,500 to \$4,999	24
\$5,000 to \$9,999	7
\$10,000 to \$49,999	30
\$50,000 to \$99,999	1
\$100,000 to \$249,999	3
\$250,000 to \$499,999	-
\$500,000 or more	2
Total farm production expenses (\$1,000)	4,915
Average per farm (\$)	29,606
Net cash farm income of operation (\$1,000)	26
Average per farm (\$)	157
Value of agricultural products sold directly to individuals for human consumption (\$1,000)	103
Total organic product sales (\$1,000)	-
Total income from farm-related sources, gross before taxes and expenses (\$1,000)	647

See "Census of Agriculture, Volume 1, Geographic Area Series" for complete footnotes, explanations, definitions, and methodology.

- Represents zero. (D) Withheld to avoid disclosing data for individual operations.

2012 CENSUS OF AGRICULTURE
RACE / ETHNICITY / GENDER PROFILE

Barry County - Michigan
Farms with Spanish, Hispanic, or
Latino Operators Compared with All
Farms



Data are not available at this geographic level for farms with Spanish, Hispanic, or Latino Operators.

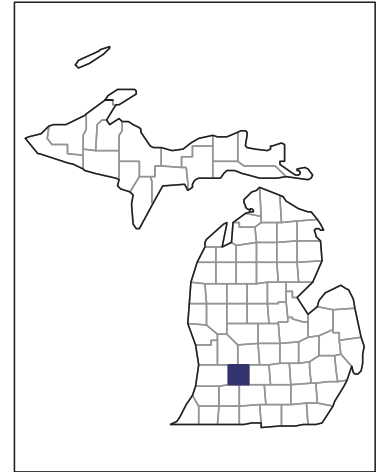


US Department of Agriculture
National Agricultural Statistics Service

www.agcensus.usda.gov

2012 CENSUS OF AGRICULTURE
RACE / ETHNICITY / GENDER PROFILE

Barry County - Michigan
Farms with American Indian or Alaska
Native Operators Compared with All
Farms



Data are not available at this geographic level for farms with American Indian or Alaska Native Operators.

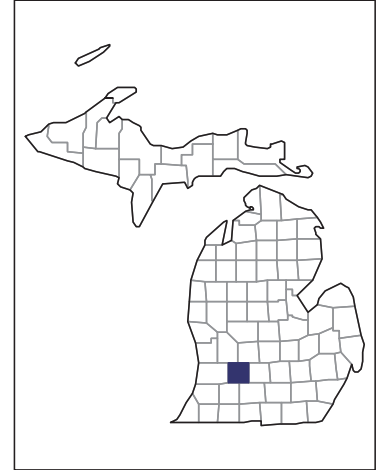


US Department of Agriculture
National Agricultural Statistics Service

www.agcensus.usda.gov

2012 CENSUS OF AGRICULTURE
RACE / ETHNICITY / GENDER PROFILE

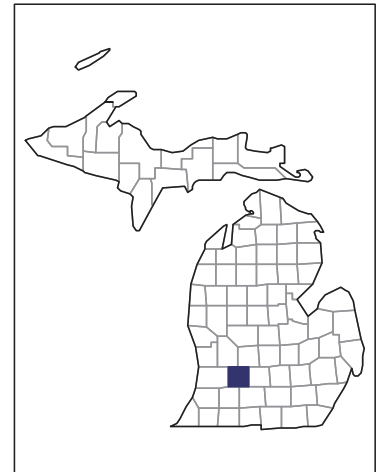
Barry County - Michigan
Farms with Asian Operators Compared
with All Farms



Data are not available at this geographic level for farms with Asian Operators.

2012 CENSUS OF AGRICULTURE
RACE / ETHNICITY / GENDER PROFILE

Barry County - Michigan
Farms with Black or African American
Operators Compared with All Farms



Data are not available at this geographic level for farms with Black or African American Operators.

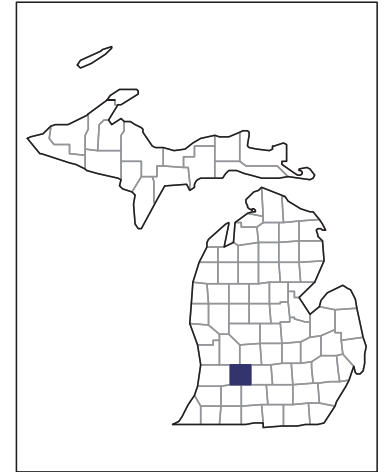


US Department of Agriculture
National Agricultural Statistics Service

www.agcensus.usda.gov

2012 CENSUS OF AGRICULTURE
RACE / ETHNICITY / GENDER PROFILE

Barry County - Michigan
Farms with Native Hawaiian or Other
Pacific Islander Operators Compared
with All Farms



Data are not available at this geographic level for farms with Native Hawaiian or Other Pacific Islander Operators.

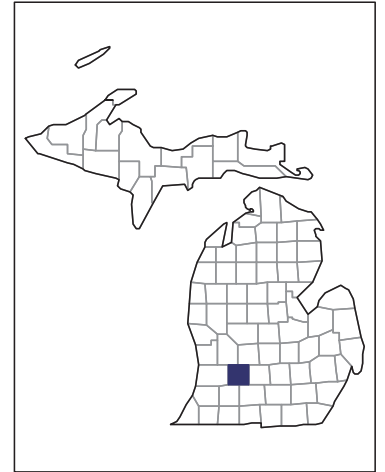


US Department of Agriculture
National Agricultural Statistics Service

www.agcensus.usda.gov

2012 CENSUS OF AGRICULTURE
RACE / ETHNICITY / GENDER PROFILE

Barry County - Michigan
Farms with White Operators Compared
with All Farms



Data are not available at this geographic level for farms with White Operators.



US Department of Agriculture
National Agricultural Statistics Service

www.agcensus.usda.gov

