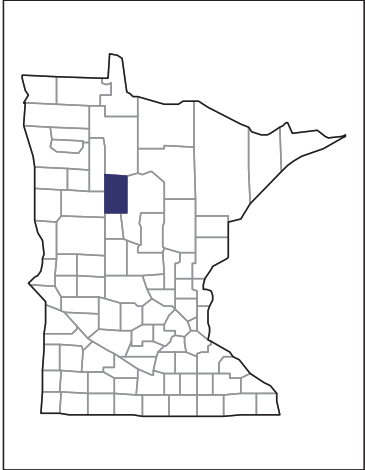


# 2012 CENSUS OF AGRICULTURE

## RACE / ETHNICITY / GENDER PROFILE

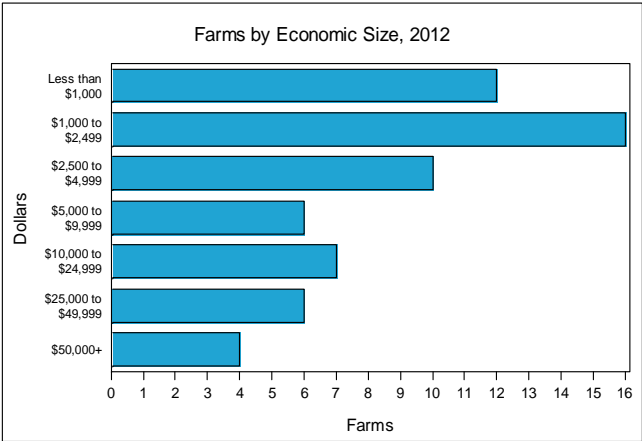
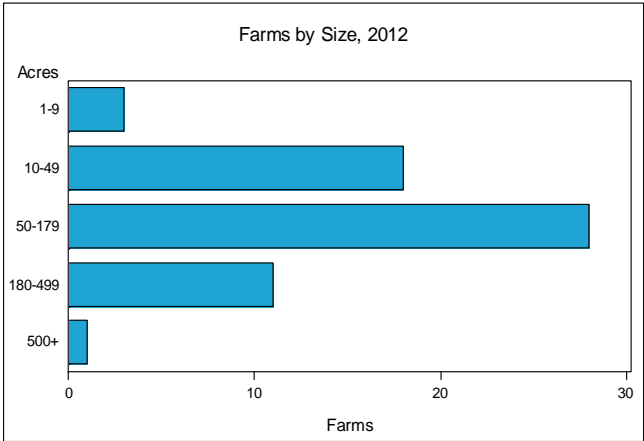



### Hubbard County - Minnesota Farms with Women Principal Operators Compared with All Farms

	Women Principal Operators	All Farms
<b>Number of Farms</b>	61	406
<b>Land in Farms</b>	7,715 acres	116,941 acres
<b>Average Size of Farm</b>	126 acres	288 acres
<b>Market Value of Products Sold</b>	\$733,000	\$46,071,000
Crop Sales	\$398,000	\$41,805,000
Livestock Sales	\$334,000	\$4,266,000
Average Per Farm	\$12,009	\$113,475
<b>Government Payments</b>	\$24,000	\$362,000
Average Per Farm Receiving Payments	\$2,207	\$3,320

See footnotes on reverse page.

#### Farms with Women Principal Operators





**2012 CENSUS OF AGRICULTURE**  
**RACE / ETHNICITY / GENDER PROFILE**

## Hubbard County - Minnesota Farms with Women Principal Operators

### Selected Highlights

Item	Farms	Quantity
<b>MARKET VALUE OF AGRICULTURAL PRODUCTS SOLD (\$1,000)</b>		
Total value of agricultural products sold	61	733
Value of crops including nursery and greenhouse	30	398
Value of livestock, poultry, and their products	22	334
<b>VALUE OF SALES BY COMMODITY GROUP (\$1,000)</b>		
Grains, oilseeds, dry beans, and dry peas	3	91
Tobacco	-	-
Cotton and cottonseed	-	-
Vegetables, melons, potatoes and sweet potatoes	3	(D)
Fruits, tree nuts, and berries	1	(D)
Nursery, greenhouse, floriculture, and sod	3	127
Cut Christmas trees and short rotation woody crops	1	(D)
Other crops and hay	20	131
Poultry and eggs	2	(D)
Cattle and calves	6	166
Milk from cows	-	-
Hogs and pigs	-	-
Sheep, goats, wool, mohair, and milk	-	-
Horses, ponies, mules, burros, and donkeys	15	154
Aquaculture	-	-
Other animals and other animal products	7	(D)
<b>TOP CROP ITEMS (acres)</b>		
Forage, all	30	1,321
Corn for grain	3	210
Cut Christmas trees	1	(D)
Vegetables harvested, all	3	(D)
Grapes	1	(D)
<b>TOP LIVESTOCK INVENTORY ITEMS (number)</b>		
Cattle and calves	11	378
Horses and ponies	24	304
Layers	2	(D)
Llamas	1	(D)
Goats, all	3	12

### Operator Characteristics

Item	Quantity
Primary occupation:	
Farming	37
Other	24
Days worked off farm:	
None	17
Any	44
Years on present farm:	
2 years or less	3
3 to 4 years	1
5 to 9 years	11
10 years or more	46
Age group:	
Under 35 years	3
35 to 44 years	4
45 to 64 years	35
65 years and over	19
Average age of principal operator (years)	58.4

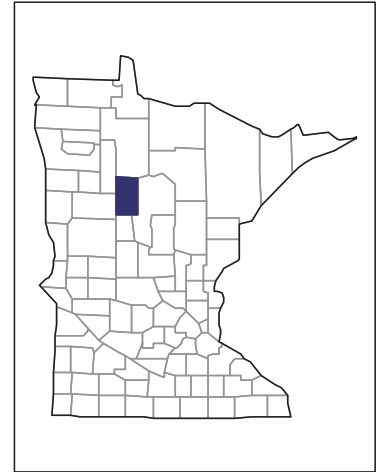
### Economic Characteristics

Item	Quantity
Farms by value of sales:	
Less than \$1,000	15
\$1,000 to \$2,499	16
\$2,500 to \$4,999	8
\$5,000 to \$9,999	6
\$10,000 to \$49,999	12
\$50,000 to \$99,999	2
\$100,000 to \$249,999	2
\$250,000 to \$499,999	-
\$500,000 or more	-
Total farm production expenses (\$1,000)	1,156
Average per farm (\$)	18,950
Net cash farm income of operation (\$1,000)	-87
Average per farm (\$)	-1,430
Value of agricultural products sold directly to individuals for human consumption (\$1,000)	(D)
Total organic product sales (\$1,000)	-
Total income from farm-related sources, gross before taxes and expenses (\$1,000)	312

See "Census of Agriculture, Volume 1, Geographic Area Series" for complete footnotes, explanations, definitions, and methodology.  
 - Represents zero. (D) Withheld to avoid disclosing data for individual operations.

**2012 CENSUS OF AGRICULTURE**  
**RACE / ETHNICITY / GENDER PROFILE**

**Hubbard County - Minnesota  
Farms with Spanish, Hispanic, or  
Latino Operators Compared with All  
Farms**



Data are not available at this geographic level for farms with Spanish, Hispanic, or Latino Operators.



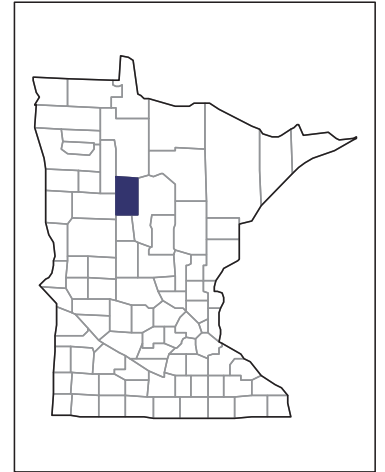
US Department of Agriculture  
National Agricultural Statistics Service

[www.agcensus.usda.gov](http://www.agcensus.usda.gov)



**2012 CENSUS OF AGRICULTURE**  
**RACE / ETHNICITY / GENDER PROFILE**

**Hubbard County - Minnesota  
Farms with American Indian or Alaska  
Native Operators Compared with All  
Farms**



Data are not available at this geographic level for farms with American Indian or Alaska Native Operators.



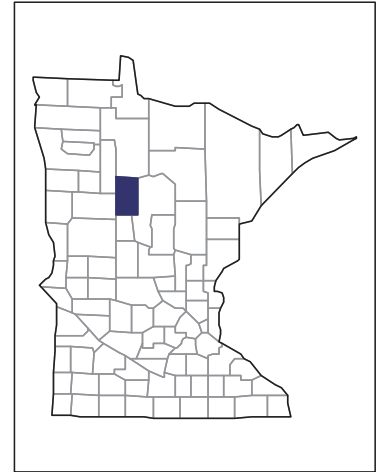
US Department of Agriculture  
National Agricultural Statistics Service

[www.agcensus.usda.gov](http://www.agcensus.usda.gov)



**2012 CENSUS OF AGRICULTURE**  
**RACE / ETHNICITY / GENDER PROFILE**

**Hubbard County - Minnesota**  
**Farms with Asian Operators Compared**  
**with All Farms**



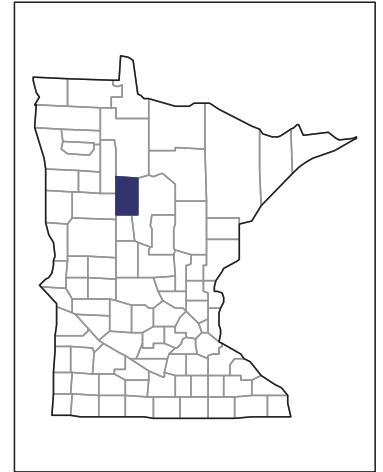
Data are not available at this geographic level for farms with Asian Operators.





**2012 CENSUS OF AGRICULTURE**  
**RACE / ETHNICITY / GENDER PROFILE**

**Hubbard County - Minnesota**  
**Farms with Black or African American**  
**Operators Compared with All Farms**

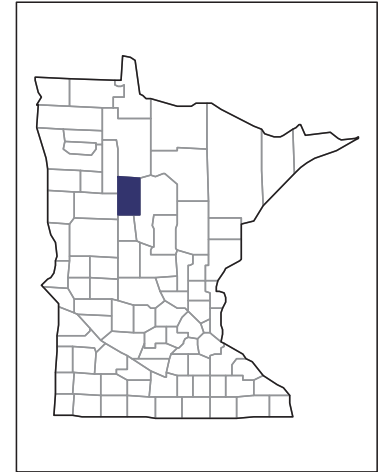


Data are not available at this geographic level for farms with Black or African American Operators.



**2012 CENSUS OF AGRICULTURE**  
**RACE / ETHNICITY / GENDER PROFILE**

**Hubbard County - Minnesota**  
**Farms with Native Hawaiian or Other Pacific Islander Operators Compared with All Farms**



Data are not available at this geographic level for farms with Native Hawaiian or Other Pacific Islander Operators.



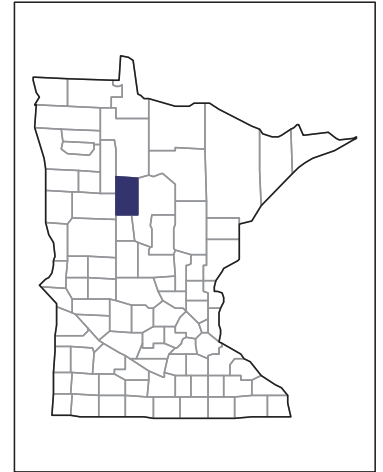
US Department of Agriculture  
National Agricultural Statistics Service

[www.agcensus.usda.gov](http://www.agcensus.usda.gov)



**2012 CENSUS OF AGRICULTURE**  
**RACE / ETHNICITY / GENDER PROFILE**

**Hubbard County - Minnesota**  
**Farms with White Operators Compared**  
**with All Farms**



Data are not available at this geographic level for farms with White Operators.

