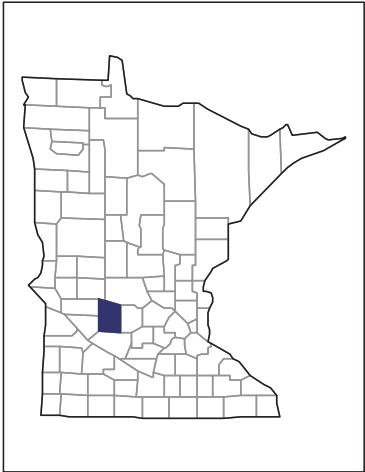


2012 CENSUS OF AGRICULTURE

RACE / ETHNICITY / GENDER PROFILE

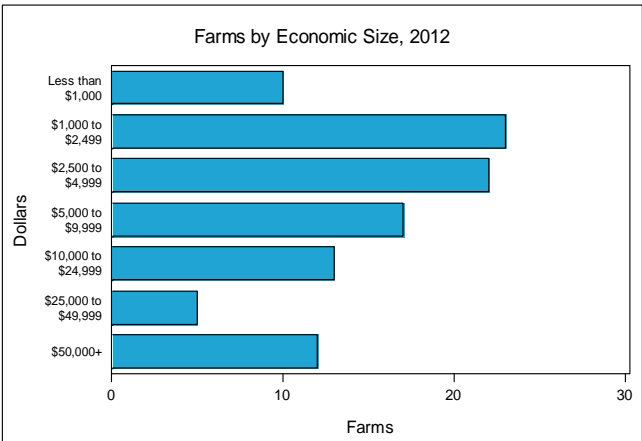
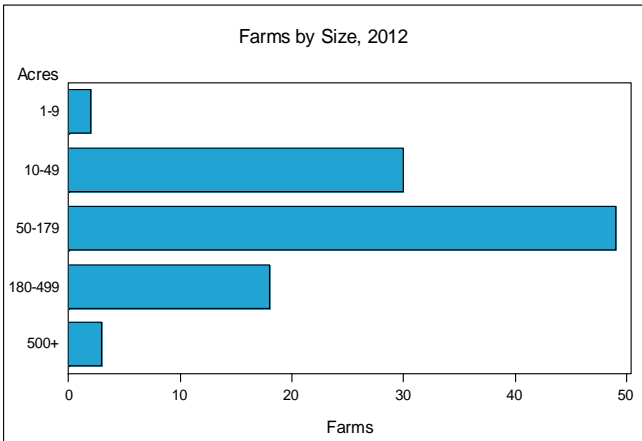
Kandiyohi County - Minnesota Farms with Women Principal Operators Compared with All Farms



	Women Principal Operators	All Farms
Number of Farms	102	1,310
Land in Farms	12,198 acres	415,090 acres
Average Size of Farm	120 acres	317 acres
Market Value of Products Sold	\$3,302,000	\$495,390,000
Crop Sales	\$2,911,000	\$284,147,000
Livestock Sales	\$391,000	\$211,243,000
Average Per Farm	\$32,369	\$378,160
Government Payments	\$540,000	\$9,979,000
Average Per Farm Receiving Payments	\$6,509	\$9,197

See footnotes on reverse page.

Farms with Women Principal Operators





2012 CENSUS OF AGRICULTURE
RACE / ETHNICITY / GENDER PROFILE

Kandiyohi County - Minnesota Farms with Women Principal Operators

Selected Highlights

Item	Farms	Quantity
MARKET VALUE OF AGRICULTURAL PRODUCTS SOLD (\$1,000)		
Total value of agricultural products sold	102	3,302
Value of crops including nursery and greenhouse	29	2,911
Value of livestock, poultry, and their products	18	391
VALUE OF SALES BY COMMODITY GROUP (\$1,000)		
Grains, oilseeds, dry beans, and dry peas	20	2,805
Tobacco	-	-
Cotton and cottonseed	-	-
Vegetables, melons, potatoes and sweet potatoes	2	(D)
Fruits, tree nuts, and berries	-	-
Nursery, greenhouse, floriculture, and sod	-	-
Cut Christmas trees and short rotation woody crops	1	(D)
Other crops and hay	8	93
Poultry and eggs	3	3
Cattle and calves	8	57
Milk from cows	2	(D)
Hogs and pigs	3	165
Sheep, goats, wool, mohair, and milk	2	(D)
Horses, ponies, mules, burros, and donkeys	2	(D)
Aquaculture	-	-
Other animals and other animal products	2	(D)
TOP CROP ITEMS (acres)		
Soybeans for beans	15	1,840
Corn for grain	10	1,379
Forage, all	12	282
Oats for grain	2	(D)
Cut Christmas trees	1	(D)
TOP LIVESTOCK INVENTORY ITEMS (number)		
Hogs and pigs	4	1,062
Sheep and lambs	2	(D)
Cattle and calves	11	230
Broilers and other meat-type chickens	4	140
Layers	4	105

Operator Characteristics

Item	Quantity
Primary occupation:	
Farming	25
Other	77
Days worked off farm:	
None	49
Any	53
Years on present farm:	
2 years or less	1
3 to 4 years	-
5 to 9 years	12
10 years or more	89
Age group:	
Under 35 years	2
35 to 44 years	6
45 to 64 years	34
65 years and over	60
Average age of principal operator (years)	65.5

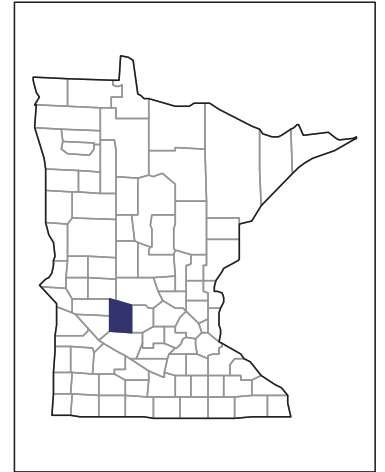
Economic Characteristics

Item	Quantity
Farms by value of sales:	
Less than \$1,000	69
\$1,000 to \$2,499	6
\$2,500 to \$4,999	6
\$5,000 to \$9,999	2
\$10,000 to \$49,999	7
\$50,000 to \$99,999	3
\$100,000 to \$249,999	7
\$250,000 to \$499,999	1
\$500,000 or more	1
Total farm production expenses (\$1,000)	2,496
Average per farm (\$)	24,470
Net cash farm income of operation (\$1,000)	2,115
Average per farm (\$)	20,732
Value of agricultural products sold directly to individuals for human consumption (\$1,000)	30
Total organic product sales (\$1,000)	-
Total income from farm-related sources, gross before taxes and expenses (\$1,000)	769

See "Census of Agriculture, Volume 1, Geographic Area Series" for complete footnotes, explanations, definitions, and methodology.
 - Represents zero. (D) Withheld to avoid disclosing data for individual operations.

2012 CENSUS OF AGRICULTURE
RACE / ETHNICITY / GENDER PROFILE

**Kandiyohi County - Minnesota
Farms with Spanish, Hispanic, or
Latino Operators Compared with All
Farms**



Data are not available at this geographic level for farms with Spanish, Hispanic, or Latino Operators.

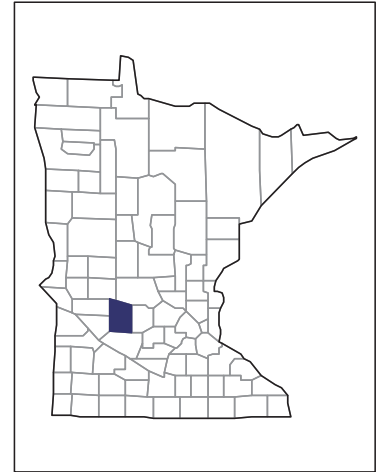


US Department of Agriculture
National Agricultural Statistics Service

www.agcensus.usda.gov

2012 CENSUS OF AGRICULTURE
RACE / ETHNICITY / GENDER PROFILE

**Kandiyohi County - Minnesota
Farms with American Indian or Alaska
Native Operators Compared with All
Farms**



Data are not available at this geographic level for farms with American Indian or Alaska Native Operators.

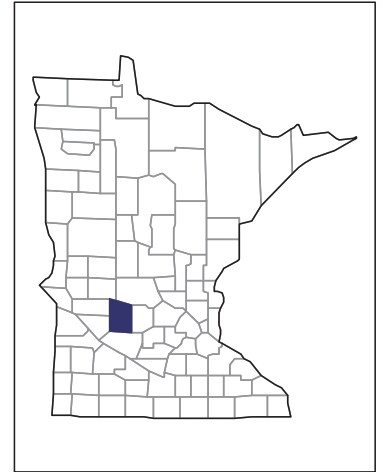


US Department of Agriculture
National Agricultural Statistics Service

www.agcensus.usda.gov

2012 CENSUS OF AGRICULTURE
RACE / ETHNICITY / GENDER PROFILE

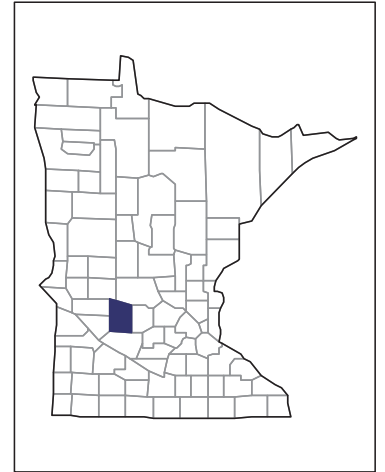
Kandiyohi County - Minnesota
Farms with Asian Operators Compared
with All Farms



Data are not available at this geographic level for farms with Asian Operators.

2012 CENSUS OF AGRICULTURE
RACE / ETHNICITY / GENDER PROFILE

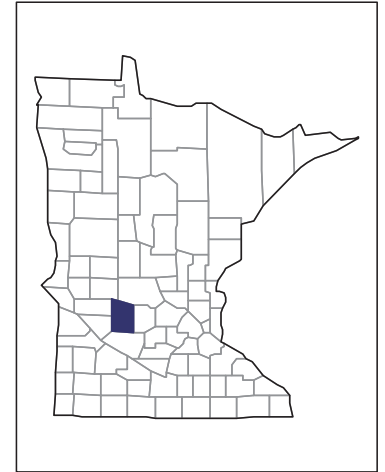
Kandiyohi County - Minnesota
Farms with Black or African American
Operators Compared with All Farms



Data are not available at this geographic level for farms with Black or African American Operators.

2012 CENSUS OF AGRICULTURE
RACE / ETHNICITY / GENDER PROFILE

**Kandiyohi County - Minnesota
Farms with Native Hawaiian or Other
Pacific Islander Operators Compared
with All Farms**



Data are not available at this geographic level for farms with Native Hawaiian or Other Pacific Islander Operators.

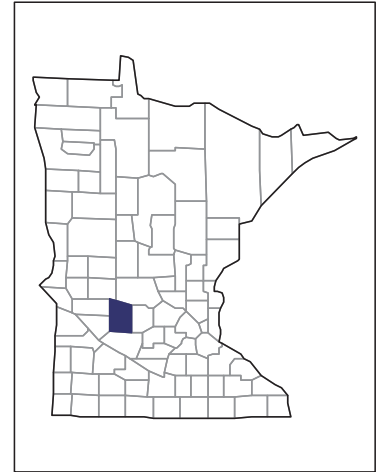


US Department of Agriculture
National Agricultural Statistics Service

www.agcensus.usda.gov

2012 CENSUS OF AGRICULTURE
RACE / ETHNICITY / GENDER PROFILE

Kandiyohi County - Minnesota
Farms with White Operators Compared
with All Farms



Data are not available at this geographic level for farms with White Operators.

