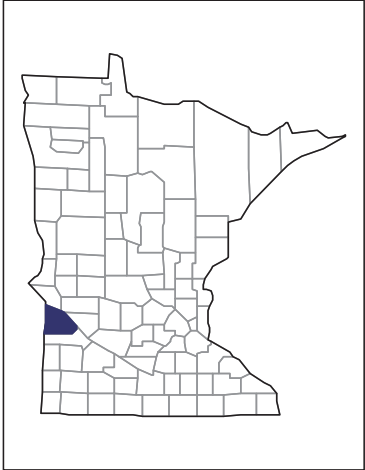


# 2012 CENSUS OF AGRICULTURE

## RACE / ETHNICITY / GENDER PROFILE

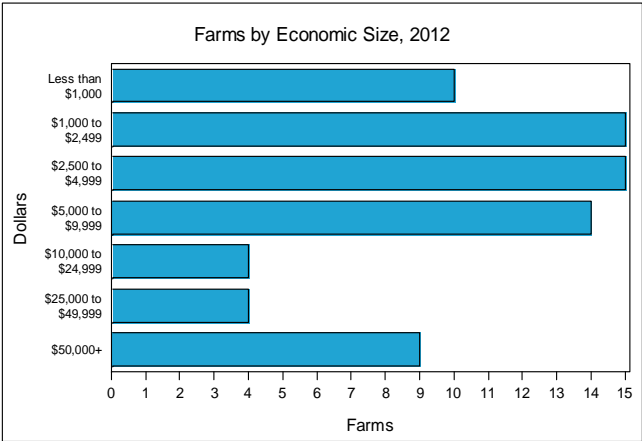
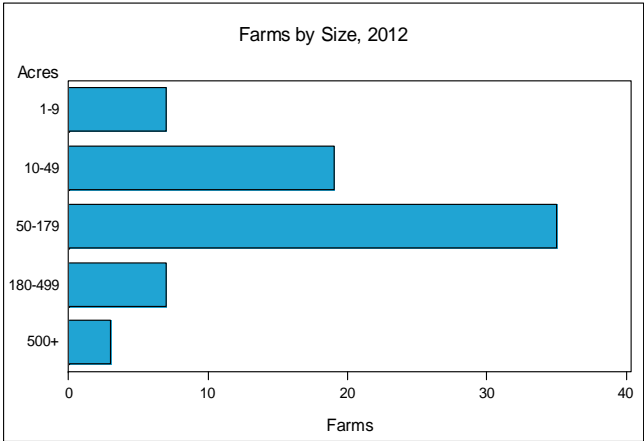
### Lac qui Parle County - Minnesota Farms with Women Principal Operators Compared with All Farms




	Women Principal Operators	All Farms
<b>Number of Farms</b>	71	852
<b>Land in Farms</b>	8,570 acres	446,496 acres
<b>Average Size of Farm</b>	121 acres	524 acres
<b>Market Value of Products Sold</b>	\$2,051,000	\$311,757,000
Crop Sales	\$2,033,000	\$252,757,000
Livestock Sales	\$18,000	\$59,000,000
Average Per Farm	\$28,885	\$365,912
<b>Government Payments</b>	\$300,000	\$8,663,000
Average Per Farm Receiving Payments	\$5,365	\$11,399

See footnotes on reverse page.

#### Farms with Women Principal Operators





**2012 CENSUS OF AGRICULTURE**  
**RACE / ETHNICITY / GENDER PROFILE**

## Lac qui Parle County - Minnesota Farms with Women Principal Operators

### Selected Highlights

Item	Farms	Quantity
<b>MARKET VALUE OF AGRICULTURAL PRODUCTS SOLD (\$1,000)</b>		
Total value of agricultural products sold	71	2,051
Value of crops including nursery and greenhouse	23	2,033
Value of livestock, poultry, and their products	8	18
<b>VALUE OF SALES BY COMMODITY GROUP (\$1,000)</b>		
Grains, oilseeds, dry beans, and dry peas	15	1,962
Tobacco	-	-
Cotton and cottonseed	-	-
Vegetables, melons, potatoes and sweet potatoes	2	(D)
Fruits, tree nuts, and berries	-	-
Nursery, greenhouse, floriculture, and sod	6	(D)
Cut Christmas trees and short rotation woody crops	-	-
Other crops and hay	7	39
Poultry and eggs	2	(D)
Cattle and calves	3	14
Milk from cows	-	-
Hogs and pigs	-	-
Sheep, goats, wool, mohair, and milk	-	-
Horses, ponies, mules, burros, and donkeys	3	(D)
Aquaculture	-	-
Other animals and other animal products	-	-
<b>TOP CROP ITEMS (acres)</b>		
Soybeans for beans	13	1,572
Corn for grain	12	1,558
Forage, all	9	184
Floriculture and bedding crops	4	(D)
Bedding/Garden plants	2	(D)
<b>TOP LIVESTOCK INVENTORY ITEMS (number)</b>		
Pullets for laying flock replacement	2	(D)
Cattle and calves	6	27
Horses and ponies	6	25
Goats, all	2	(D)
Sheep and lambs	2	(D)

### Operator Characteristics

Item	Quantity
Primary occupation:	
Farming	17
Other	54
Days worked off farm:	
None	53
Any	18
Years on present farm:	
2 years or less	3
3 to 4 years	5
5 to 9 years	8
10 years or more	55
Age group:	
Under 35 years	2
35 to 44 years	8
45 to 64 years	12
65 years and over	49
Average age of principal operator (years)	70.0

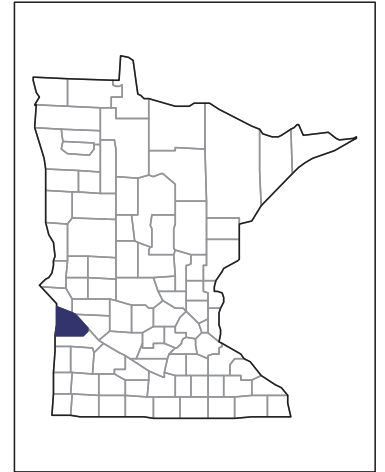
### Economic Characteristics

Item	Quantity
Farms by value of sales:	
Less than \$1,000	49
\$1,000 to \$2,499	-
\$2,500 to \$4,999	5
\$5,000 to \$9,999	3
\$10,000 to \$49,999	6
\$50,000 to \$99,999	4
\$100,000 to \$249,999	2
\$250,000 to \$499,999	1
\$500,000 or more	1
Total farm production expenses (\$1,000)	1,737
Average per farm (\$)	24,467
Net cash farm income of operation (\$1,000)	2,366
Average per farm (\$)	33,329
Value of agricultural products sold directly to individuals for human consumption (\$1,000)	7
Total organic product sales (\$1,000)	-
Total income from farm-related sources, gross before taxes and expenses (\$1,000)	1,752

See "Census of Agriculture, Volume 1, Geographic Area Series" for complete footnotes, explanations, definitions, and methodology.  
 - Represents zero. (D) Withheld to avoid disclosing data for individual operations.

**2012 CENSUS OF AGRICULTURE**  
**RACE / ETHNICITY / GENDER PROFILE**

**Lac qui Parle County - Minnesota  
Farms with Spanish, Hispanic, or  
Latino Operators Compared with All  
Farms**



Data are not available at this geographic level for farms with Spanish, Hispanic, or Latino Operators.



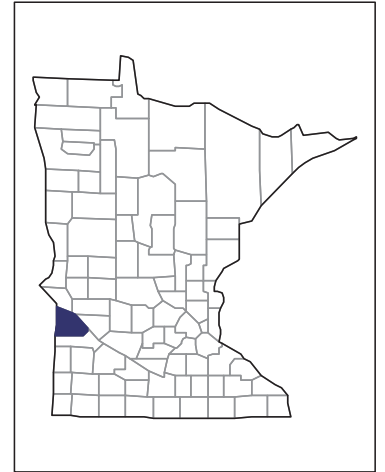
US Department of Agriculture  
National Agricultural Statistics Service

[www.agcensus.usda.gov](http://www.agcensus.usda.gov)



**2012 CENSUS OF AGRICULTURE**  
**RACE / ETHNICITY / GENDER PROFILE**

**Lac qui Parle County - Minnesota  
Farms with American Indian or Alaska  
Native Operators Compared with All  
Farms**



Data are not available at this geographic level for farms with American Indian or Alaska Native Operators.



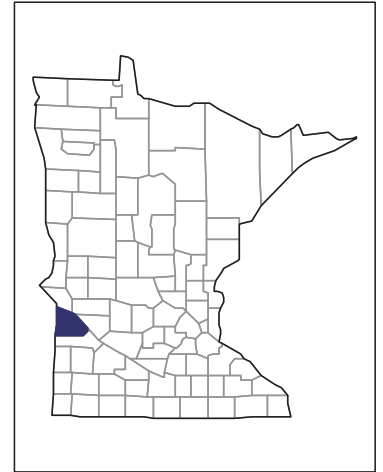
US Department of Agriculture  
National Agricultural Statistics Service

[www.agcensus.usda.gov](http://www.agcensus.usda.gov)



**2012 CENSUS OF AGRICULTURE**  
**RACE / ETHNICITY / GENDER PROFILE**

**Lac qui Parle County - Minnesota**  
**Farms with Asian Operators Compared**  
**with All Farms**



Data are not available at this geographic level for farms with Asian Operators.



US Department of Agriculture  
National Agricultural Statistics Service

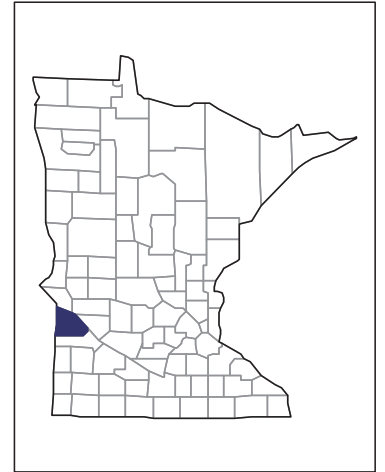
[www.agcensus.usda.gov](http://www.agcensus.usda.gov)





**2012 CENSUS OF AGRICULTURE**  
**RACE / ETHNICITY / GENDER PROFILE**

**Lac qui Parle County - Minnesota  
Farms with Black or African American  
Operators Compared with All Farms**



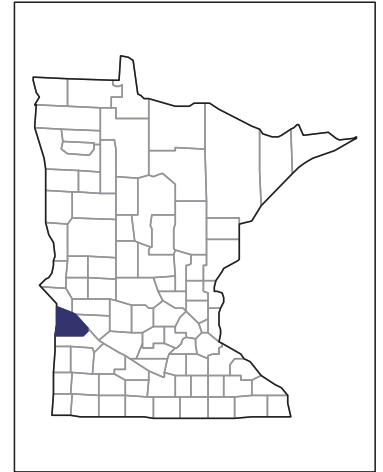
Data are not available at this geographic level for farms with Black or African American Operators.





**2012 CENSUS OF AGRICULTURE**  
**RACE / ETHNICITY / GENDER PROFILE**

**Lac qui Parle County - Minnesota  
Farms with Native Hawaiian or Other  
Pacific Islander Operators Compared  
with All Farms**



Data are not available at this geographic level for farms with Native Hawaiian or Other Pacific Islander Operators.



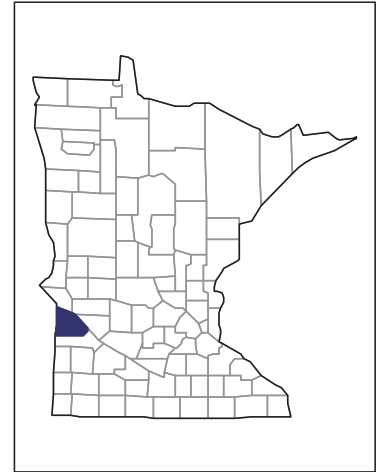
US Department of Agriculture  
National Agricultural Statistics Service

[www.agcensus.usda.gov](http://www.agcensus.usda.gov)



**2012 CENSUS OF AGRICULTURE**  
**RACE / ETHNICITY / GENDER PROFILE**

**Lac qui Parle County - Minnesota**  
**Farms with White Operators Compared**  
**with All Farms**



Data are not available at this geographic level for farms with White Operators.

