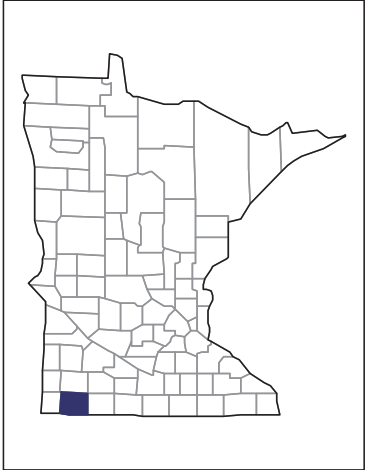


# 2012 CENSUS OF AGRICULTURE

## RACE / ETHNICITY / GENDER PROFILE

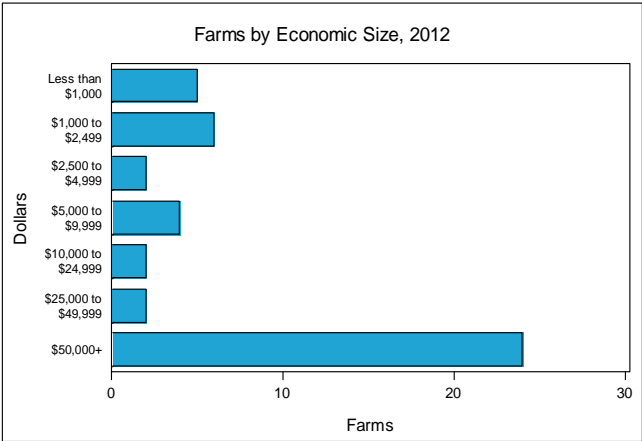
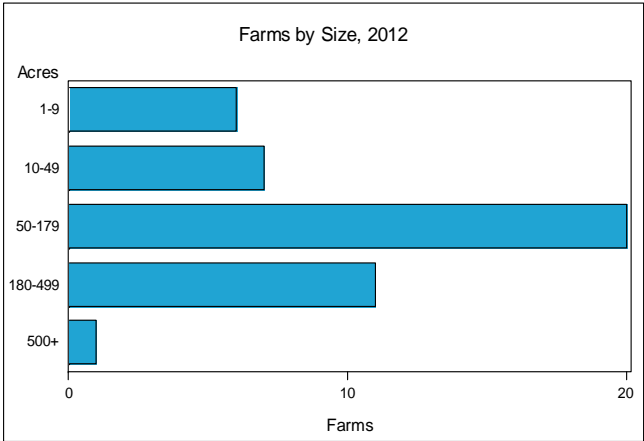
### Nobles County - Minnesota Farms with Women Principal Operators Compared with All Farms



	Women Principal Operators	All Farms
<b>Number of Farms</b>	45	995
<b>Land in Farms</b>	6,570 acres	380,579 acres
<b>Average Size of Farm</b>	146 acres	382 acres
<b>Market Value of Products Sold</b>	\$3,416,000	\$477,617,000
Crop Sales	\$2,901,000	\$242,814,000
Livestock Sales	\$516,000	\$234,803,000
Average Per Farm	\$75,922	\$480,017
<b>Government Payments</b>	\$115,000	\$8,290,000
Average Per Farm Receiving Payments	\$2,959	\$10,024

See footnotes on reverse page.

#### Farms with Women Principal Operators





**2012 CENSUS OF AGRICULTURE**  
**RACE / ETHNICITY / GENDER PROFILE**

## Nobles County - Minnesota Farms with Women Principal Operators

### Selected Highlights

Item	Farms	Quantity
<b>MARKET VALUE OF AGRICULTURAL PRODUCTS SOLD (\$1,000)</b>		
Total value of agricultural products sold	45	3,416
Value of crops including nursery and greenhouse	27	2,901
Value of livestock, poultry, and their products	9	516
<b>VALUE OF SALES BY COMMODITY GROUP (\$1,000)</b>		
Grains, oilseeds, dry beans, and dry peas	24	2,873
Tobacco	-	-
Cotton and cottonseed	-	-
Vegetables, melons, potatoes and sweet potatoes	2	(D)
Fruits, tree nuts, and berries	2	(D)
Nursery, greenhouse, floriculture, and sod	2	(D)
Cut Christmas trees and short rotation woody crops	-	-
Other crops and hay	1	(D)
Poultry and eggs	-	-
Cattle and calves	9	516
Milk from cows	-	-
Hogs and pigs	-	-
Sheep, goats, wool, mohair, and milk	-	-
Horses, ponies, mules, burros, and donkeys	-	-
Aquaculture	-	-
Other animals and other animal products	-	-
<b>TOP CROP ITEMS (acres)</b>		
Corn for grain	24	2,268
Soybeans for beans	14	1,528
Corn for silage	5	150
Forage, all	3	27
Nursery stock crops	2	(D)
<b>TOP LIVESTOCK INVENTORY ITEMS (number)</b>		
Cattle and calves	9	1,501
Hogs and pigs	2	(D)
Horses and ponies	3	23
Mules, burros, and donkeys	1	(D)

### Operator Characteristics

Item	Quantity
Primary occupation:	
Farming	20
Other	25
Days worked off farm:	
None	23
Any	22
Years on present farm:	
2 years or less	-
3 to 4 years	8
5 to 9 years	10
10 years or more	27
Age group:	
Under 35 years	-
35 to 44 years	13
45 to 64 years	10
65 years and over	22
Average age of principal operator (years)	61.2

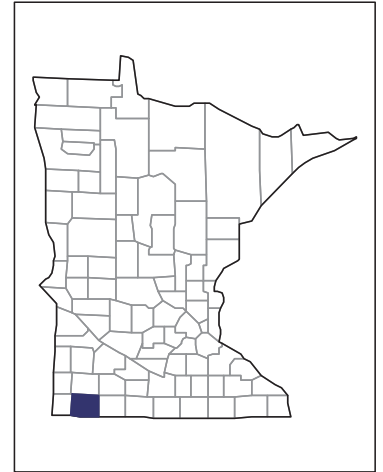
### Economic Characteristics

Item	Quantity
Farms by value of sales:	
Less than \$1,000	17
\$1,000 to \$2,499	-
\$2,500 to \$4,999	-
\$5,000 to \$9,999	-
\$10,000 to \$49,999	4
\$50,000 to \$99,999	17
\$100,000 to \$249,999	6
\$250,000 to \$499,999	-
\$500,000 or more	1
Total farm production expenses (\$1,000)	3,427
Average per farm (\$)	76,157
Net cash farm income of operation (\$1,000)	556
Average per farm (\$)	12,347
Value of agricultural products sold directly to individuals for human consumption (\$1,000)	-
Total organic product sales (\$1,000)	-
Total income from farm-related sources, gross before taxes and expenses (\$1,000)	451

See "Census of Agriculture, Volume 1, Geographic Area Series" for complete footnotes, explanations, definitions, and methodology.  
 - Represents zero. (D) Withheld to avoid disclosing data for individual operations.

**2012 CENSUS OF AGRICULTURE**  
**RACE / ETHNICITY / GENDER PROFILE**

**Nobles County - Minnesota  
Farms with Spanish, Hispanic, or  
Latino Operators Compared with All  
Farms**



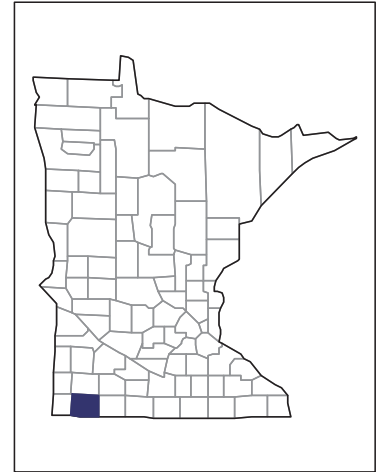
Data are not available at this geographic level for farms with Spanish, Hispanic, or Latino Operators.





**2012 CENSUS OF AGRICULTURE**  
**RACE / ETHNICITY / GENDER PROFILE**

**Nobles County - Minnesota  
Farms with American Indian or Alaska  
Native Operators Compared with All  
Farms**



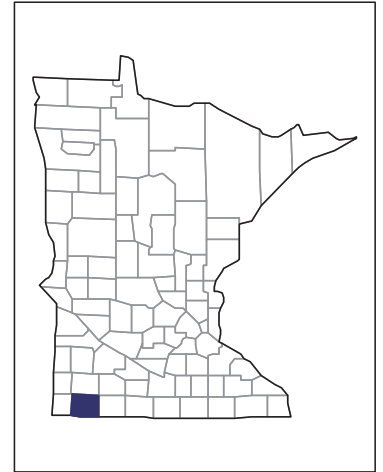
Data are not available at this geographic level for farms with American Indian or Alaska Native Operators.





**2012 CENSUS OF AGRICULTURE**  
**RACE / ETHNICITY / GENDER PROFILE**

**Nobles County - Minnesota**  
**Farms with Asian Operators Compared**  
**with All Farms**



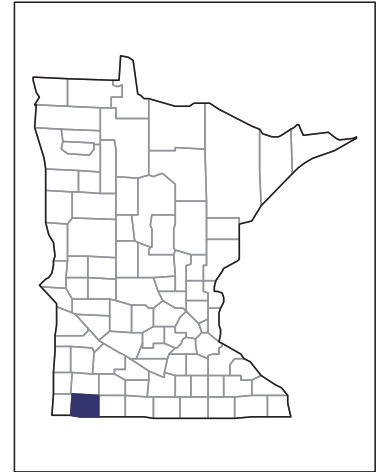
Data are not available at this geographic level for farms with Asian Operators.





**2012 CENSUS OF AGRICULTURE**  
**RACE / ETHNICITY / GENDER PROFILE**

**Nobles County - Minnesota**  
**Farms with Black or African American**  
**Operators Compared with All Farms**

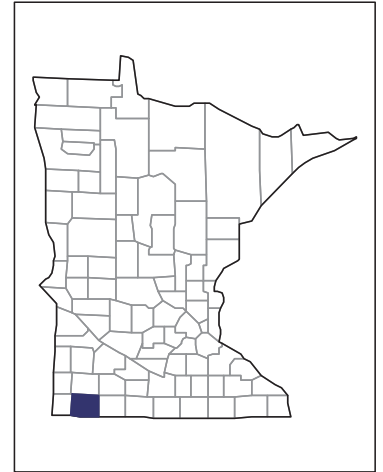


Data are not available at this geographic level for farms with Black or African American Operators.



**2012 CENSUS OF AGRICULTURE**  
**RACE / ETHNICITY / GENDER PROFILE**

**Nobles County - Minnesota  
Farms with Native Hawaiian or Other  
Pacific Islander Operators Compared  
with All Farms**



Data are not available at this geographic level for farms with Native Hawaiian or Other Pacific Islander Operators.



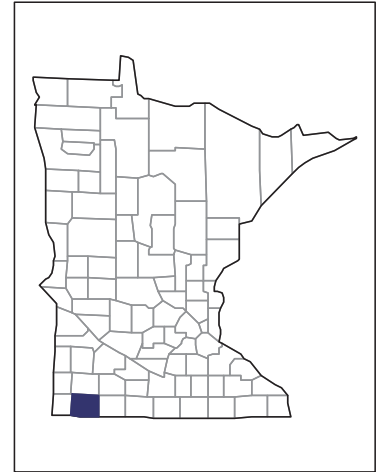
US Department of Agriculture  
National Agricultural Statistics Service

[www.agcensus.usda.gov](http://www.agcensus.usda.gov)



**2012 CENSUS OF AGRICULTURE**  
**RACE / ETHNICITY / GENDER PROFILE**

**Nobles County - Minnesota**  
**Farms with White Operators Compared**  
**with All Farms**



Data are not available at this geographic level for farms with White Operators.

