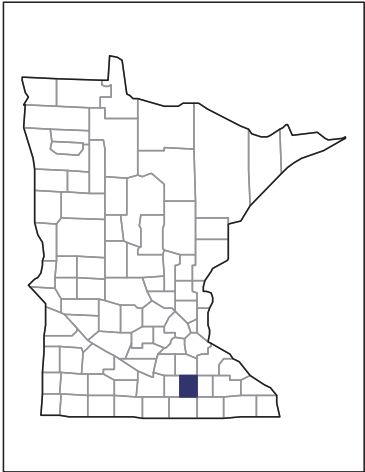


2012 CENSUS OF AGRICULTURE

RACE / ETHNICITY / GENDER PROFILE

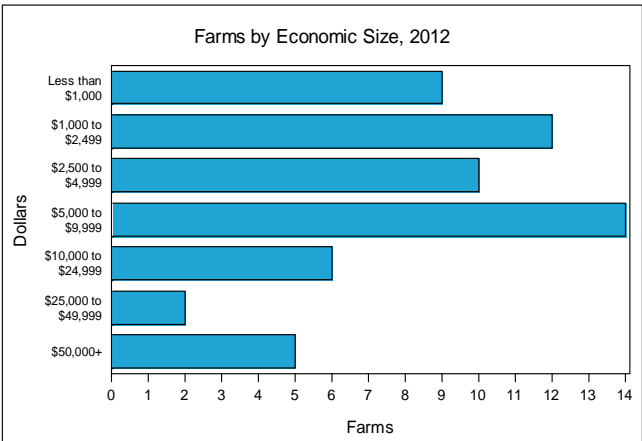
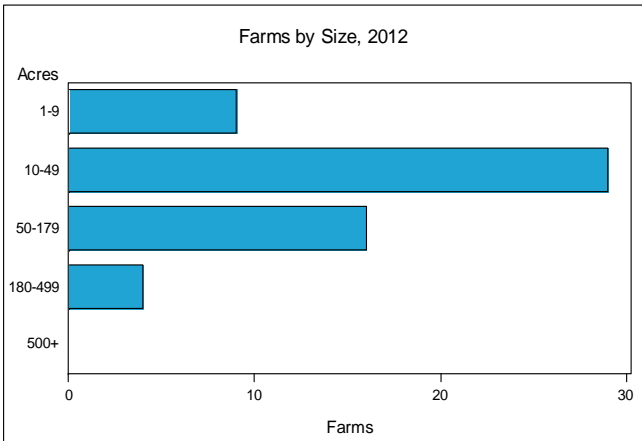
Steele County - Minnesota Farms with Women Principal Operators Compared with All Farms



	Women Principal Operators	All Farms
Number of Farms	58	796
Land in Farms	3,316 acres	237,986 acres
Average Size of Farm	57 acres	299 acres
Market Value of Products Sold	\$3,626,000	\$293,053,000
Crop Sales	(D)	\$196,145,000
Livestock Sales	(D)	\$96,908,000
Average Per Farm	\$62,524	\$368,157
Government Payments	\$161,000	\$5,456,000
Average Per Farm Receiving Payments	\$4,481	\$8,632

See footnotes on reverse page.

Farms with Women Principal Operators





2012 CENSUS OF AGRICULTURE
RACE / ETHNICITY / GENDER PROFILE

Steele County - Minnesota Farms with Women Principal Operators

Selected Highlights

Item	Farms	Quantity
MARKET VALUE OF AGRICULTURAL PRODUCTS SOLD (\$1,000)		
Total value of agricultural products sold	58	3,626
Value of crops including nursery and greenhouse	13	(D)
Value of livestock, poultry, and their products	14	(D)
VALUE OF SALES BY COMMODITY GROUP (\$1,000)		
Grains, oilseeds, dry beans, and dry peas	6	419
Tobacco	-	-
Cotton and cottonseed	-	-
Vegetables, melons, potatoes and sweet potatoes	3	(D)
Fruits, tree nuts, and berries	3	4
Nursery, greenhouse, floriculture, and sod	2	(D)
Cut Christmas trees and short rotation woody crops	-	-
Other crops and hay	4	10
Poultry and eggs	2	(D)
Cattle and calves	8	110
Milk from cows	1	(D)
Hogs and pigs	1	(D)
Sheep, goats, wool, mohair, and milk	2	(D)
Horses, ponies, mules, burros, and donkeys	2	(D)
Aquaculture	-	-
Other animals and other animal products	-	-
TOP CROP ITEMS (acres)		
Corn for grain	3	236
Soybeans for beans	4	218
Forage, all	9	164
Sod harvested	1	(D)
Winter wheat for grain	1	(D)
TOP LIVESTOCK INVENTORY ITEMS (number)		
Pheasants	2	(D)
Cattle and calves	11	143
Horses and ponies	9	52
Sheep and lambs	4	36
Goats, all	4	10

Operator Characteristics

Item	Quantity
Primary occupation:	
Farming	25
Other	33
Days worked off farm:	
None	30
Any	28
Years on present farm:	
2 years or less	-
3 to 4 years	6
5 to 9 years	3
10 years or more	49
Age group:	
Under 35 years	4
35 to 44 years	6
45 to 64 years	16
65 years and over	32
Average age of principal operator (years)	65.3

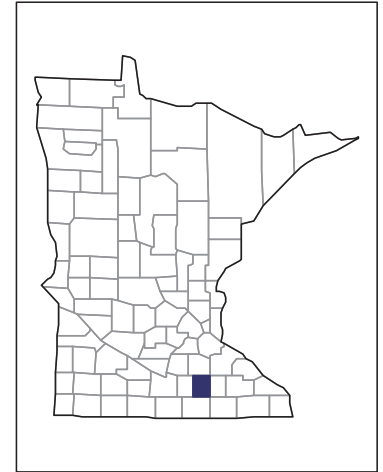
Economic Characteristics

Item	Quantity
Farms by value of sales:	
Less than \$1,000	36
\$1,000 to \$2,499	7
\$2,500 to \$4,999	1
\$5,000 to \$9,999	2
\$10,000 to \$49,999	7
\$50,000 to \$99,999	-
\$100,000 to \$249,999	3
\$250,000 to \$499,999	-
\$500,000 or more	2
Total farm production expenses (\$1,000)	4,817
Average per farm (\$)	83,049
Net cash farm income of operation (\$1,000)	-379
Average per farm (\$)	-6,529
Value of agricultural products sold directly to individuals for human consumption (\$1,000)	30
Total organic product sales (\$1,000)	-
Total income from farm-related sources, gross before taxes and expenses (\$1,000)	650

See "Census of Agriculture, Volume 1, Geographic Area Series" for complete footnotes, explanations, definitions, and methodology.
 - Represents zero. (D) Withheld to avoid disclosing data for individual operations.

2012 CENSUS OF AGRICULTURE
RACE / ETHNICITY / GENDER PROFILE

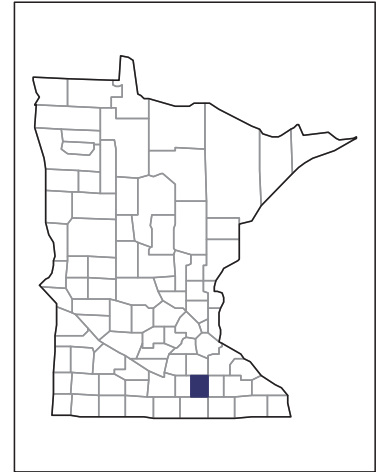
Steele County - Minnesota
Farms with Spanish, Hispanic, or Latino Operators Compared with All Farms



Data are not available at this geographic level for farms with Spanish, Hispanic, or Latino Operators.

2012 CENSUS OF AGRICULTURE
RACE / ETHNICITY / GENDER PROFILE

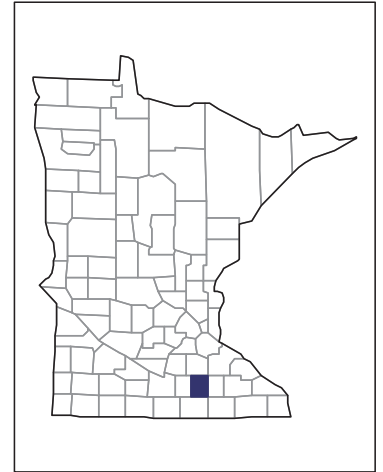
Steele County - Minnesota
Farms with American Indian or Alaska
Native Operators Compared with All
Farms



Data are not available at this geographic level for farms with American Indian or Alaska Native Operators.

2012 CENSUS OF AGRICULTURE
RACE / ETHNICITY / GENDER PROFILE

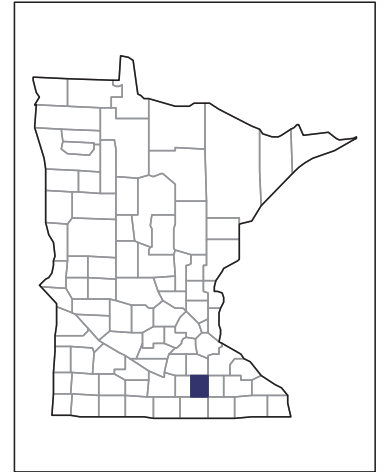
Steele County - Minnesota
Farms with Asian Operators Compared
with All Farms



Data are not available at this geographic level for farms with Asian Operators.

2012 CENSUS OF AGRICULTURE
RACE / ETHNICITY / GENDER PROFILE

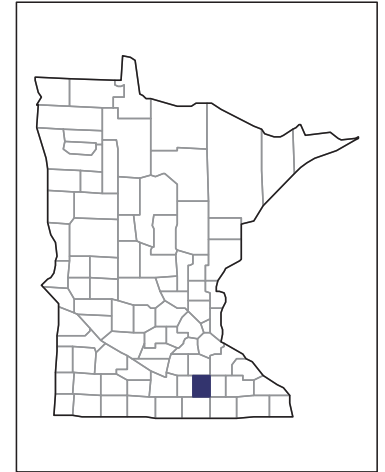
Steele County - Minnesota
Farms with Black or African American
Operators Compared with All Farms



Data are not available at this geographic level for farms with Black or African American Operators.

2012 CENSUS OF AGRICULTURE
RACE / ETHNICITY / GENDER PROFILE

Steele County - Minnesota
Farms with Native Hawaiian or Other Pacific Islander Operators Compared with All Farms



Data are not available at this geographic level for farms with Native Hawaiian or Other Pacific Islander Operators.

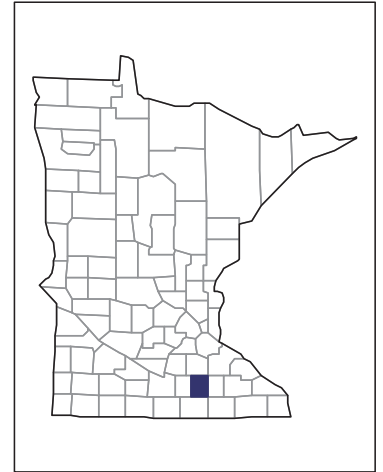


US Department of Agriculture
National Agricultural Statistics Service

www.agcensus.usda.gov

2012 CENSUS OF AGRICULTURE
RACE / ETHNICITY / GENDER PROFILE

Steele County - Minnesota
Farms with White Operators Compared
with All Farms



Data are not available at this geographic level for farms with White Operators.

