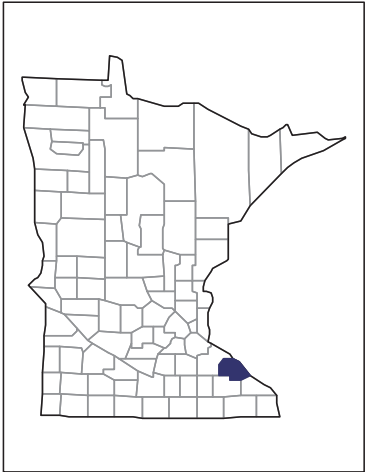


# 2012 CENSUS OF AGRICULTURE

## RACE / ETHNICITY / GENDER PROFILE

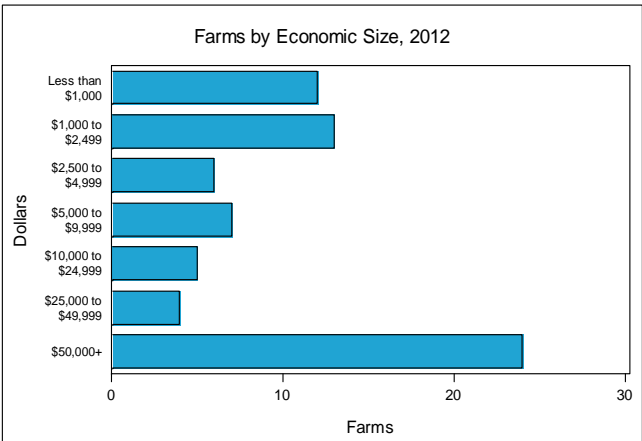
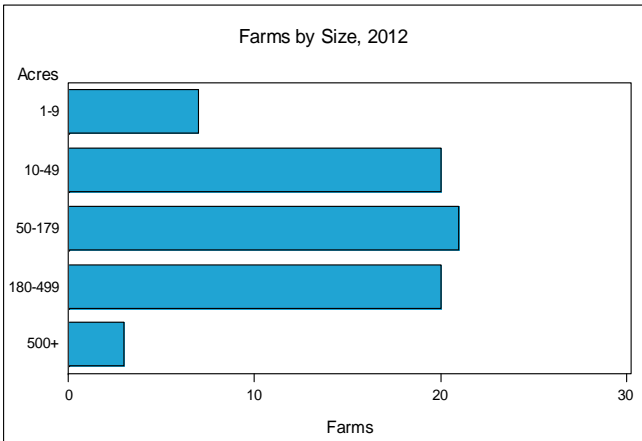
### Wabasha County - Minnesota Farms with Women Principal Operators Compared with All Farms



	Women Principal Operators	All Farms
<b>Number of Farms</b>	71	909
<b>Land in Farms</b>	10,026 acres	245,705 acres
<b>Average Size of Farm</b>	141 acres	270 acres
<b>Market Value of Products Sold</b>	\$8,996,000	\$231,196,000
Crop Sales	\$2,745,000	\$114,983,000
Livestock Sales	\$6,252,000	\$116,212,000
Average Per Farm	\$126,711	\$254,341
<b>Government Payments</b>	\$216,000	\$5,237,000
Average Per Farm Receiving Payments	\$4,703	\$7,748

See footnotes on reverse page.

#### Farms with Women Principal Operators



# 2012 CENSUS OF AGRICULTURE

## RACE / ETHNICITY / GENDER PROFILE

### Wabasha County - Minnesota Farms with Women Principal Operators

#### Selected Highlights

Item	Farms	Quantity
<b>MARKET VALUE OF AGRICULTURAL PRODUCTS SOLD (\$1,000)</b>		
Total value of agricultural products sold	71	8,996
Value of crops including nursery and greenhouse	33	2,745
Value of livestock, poultry, and their products	33	6,252
<b>VALUE OF SALES BY COMMODITY GROUP (\$1,000)</b>		
Grains, oilseeds, dry beans, and dry peas	26	1,791
Tobacco	-	-
Cotton and cottonseed	-	-
Vegetables, melons, potatoes and sweet potatoes	-	-
Fruits, tree nuts, and berries	-	-
Nursery, greenhouse, floriculture, and sod	3	(D)
Cut Christmas trees and short rotation woody crops	-	-
Other crops and hay	15	(D)
Poultry and eggs	6	3
Cattle and calves	21	644
Milk from cows	9	5,575
Hogs and pigs	3	1
Sheep, goats, wool, mohair, and milk	5	8
Horses, ponies, mules, burros, and donkeys	2	(D)
Aquaculture	-	-
Other animals and other animal products	1	(D)
<b>TOP CROP ITEMS (acres)</b>		
Corn for grain	23	1,742
Forage, all	25	1,593
Corn for silage	15	496
Soybeans for beans	3	(D)
Oats for grain	7	165
<b>TOP LIVESTOCK INVENTORY ITEMS (number)</b>		
Cattle and calves	25	3,081
Layers	8	101
Goats, all	7	96
Horses and ponies	17	79
Deer	1	(D)

#### Operator Characteristics

Item	Quantity
Primary occupation:	
Farming	29
Other	42
Days worked off farm:	
None	22
Any	49
Years on present farm:	
2 years or less	5
3 to 4 years	5
5 to 9 years	12
10 years or more	49
Age group:	
Under 35 years	7
35 to 44 years	6
45 to 64 years	30
65 years and over	28
Average age of principal operator (years)	58.6

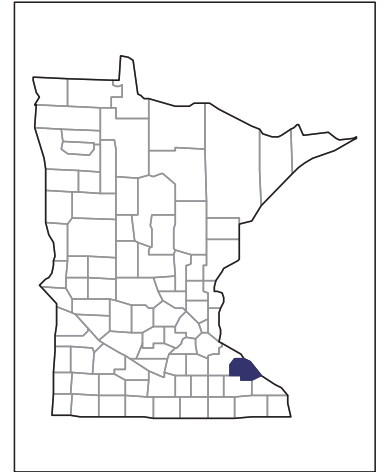
#### Economic Characteristics

Item	Quantity
Farms by value of sales:	
Less than \$1,000	24
\$1,000 to \$2,499	10
\$2,500 to \$4,999	2
\$5,000 to \$9,999	3
\$10,000 to \$49,999	8
\$50,000 to \$99,999	14
\$100,000 to \$249,999	5
\$250,000 to \$499,999	2
\$500,000 or more	3
Total farm production expenses (\$1,000)	5,184
Average per farm (\$)	73,013
Net cash farm income of operation (\$1,000)	4,394
Average per farm (\$)	61,880
Value of agricultural products sold directly to individuals for human consumption (\$1,000)	(Z)
Total organic product sales (\$1,000)	-
Total income from farm-related sources, gross before taxes and expenses (\$1,000)	365

See "Census of Agriculture, Volume 1, Geographic Area Series" for complete footnotes, explanations, definitions, and methodology.  
 - Represents zero. (D) Withheld to avoid disclosing data for individual operations. (Z) Less than half of the unit shown.

**2012 CENSUS OF AGRICULTURE**  
**RACE / ETHNICITY / GENDER PROFILE**

**Wabasha County - Minnesota  
Farms with Spanish, Hispanic, or  
Latino Operators Compared with All  
Farms**



Data are not available at this geographic level for farms with Spanish, Hispanic, or Latino Operators.



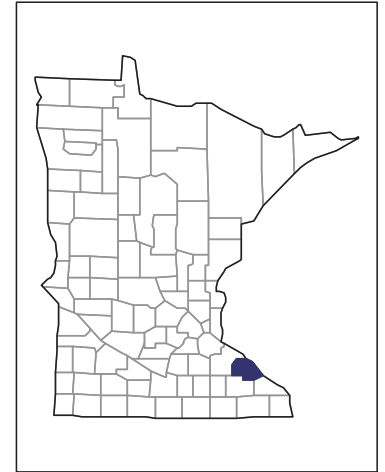
US Department of Agriculture  
National Agricultural Statistics Service

[www.agcensus.usda.gov](http://www.agcensus.usda.gov)



**2012 CENSUS OF AGRICULTURE**  
**RACE / ETHNICITY / GENDER PROFILE**

**Wabasha County - Minnesota**  
**Farms with American Indian or Alaska**  
**Native Operators Compared with All**  
**Farms**



Data are not available at this geographic level for farms with American Indian or Alaska Native Operators.



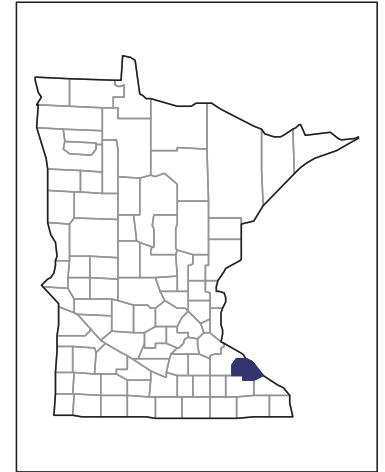
US Department of Agriculture  
National Agricultural Statistics Service

[www.agcensus.usda.gov](http://www.agcensus.usda.gov)



**2012 CENSUS OF AGRICULTURE**  
**RACE / ETHNICITY / GENDER PROFILE**

**Wabasha County - Minnesota**  
**Farms with Asian Operators Compared**  
**with All Farms**



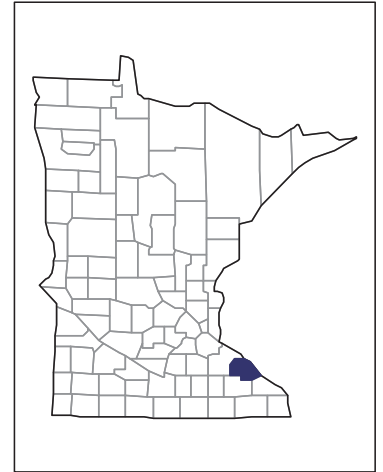
Data are not available at this geographic level for farms with Asian Operators.





**2012 CENSUS OF AGRICULTURE**  
**RACE / ETHNICITY / GENDER PROFILE**

**Wabasha County - Minnesota**  
**Farms with Black or African American**  
**Operators Compared with All Farms**

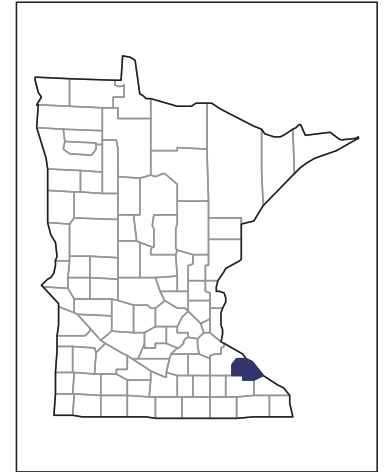


Data are not available at this geographic level for farms with Black or African American Operators.



**2012 CENSUS OF AGRICULTURE**  
**RACE / ETHNICITY / GENDER PROFILE**

**Wabasha County - Minnesota**  
**Farms with Native Hawaiian or Other Pacific Islander Operators Compared with All Farms**

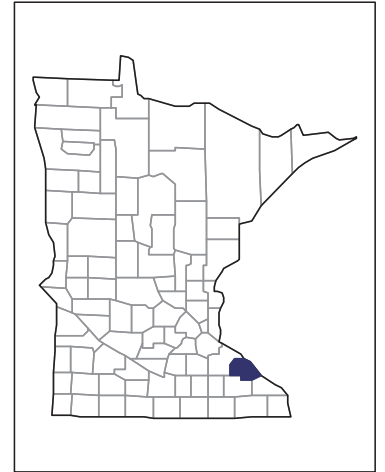


Data are not available at this geographic level for farms with Native Hawaiian or Other Pacific Islander Operators.



**2012 CENSUS OF AGRICULTURE**  
**RACE / ETHNICITY / GENDER PROFILE**

**Wabasha County - Minnesota**  
**Farms with White Operators Compared**  
**with All Farms**



Data are not available at this geographic level for farms with White Operators.

