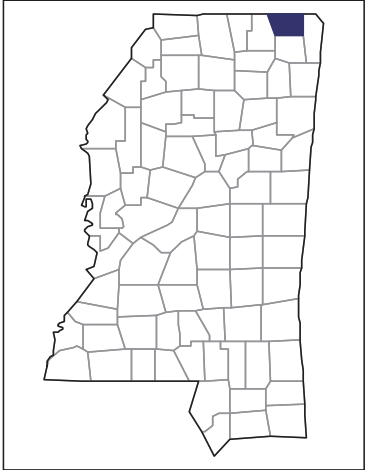


2012 CENSUS OF AGRICULTURE

RACE / ETHNICITY / GENDER PROFILE

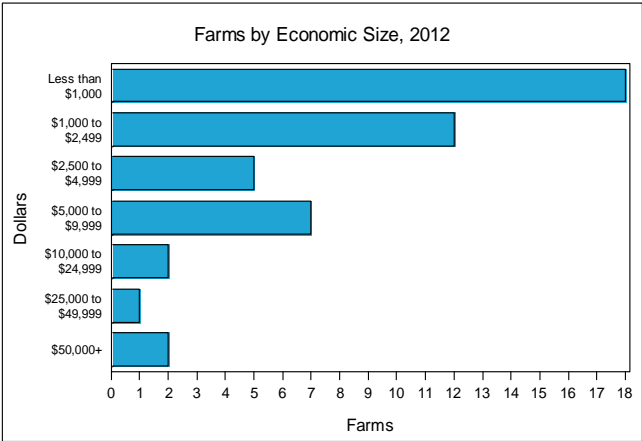
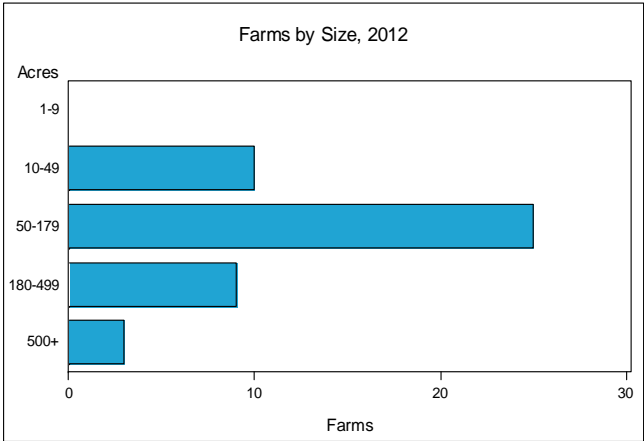



Alcorn County - Mississippi Farms with Women Principal Operators Compared with All Farms

| | Women Principal Operators | All Farms |
|--------------------------------------|---------------------------|--------------|
| Number of Farms | 47 | 505 |
| Land in Farms | 8,775 acres | 93,578 acres |
| Average Size of Farm | 187 acres | 185 acres |
| Market Value of Products Sold | \$690,000 | \$20,938,000 |
| Crop Sales | \$623,000 | \$17,712,000 |
| Livestock Sales | \$68,000 | \$3,226,000 |
| Average Per Farm | \$14,688 | \$41,461 |
| Government Payments | \$57,000 | \$795,000 |
| Average Per Farm Receiving Payments | \$1,829 | \$3,104 |

See footnotes on reverse page.

Farms with Women Principal Operators





2012 CENSUS OF AGRICULTURE
RACE / ETHNICITY / GENDER PROFILE

Alcorn County - Mississippi Farms with Women Principal Operators

Selected Highlights

| Item | Farms | Quantity |
|---|-------|----------|
| MARKET VALUE OF AGRICULTURAL PRODUCTS SOLD (\$1,000) | | |
| Total value of agricultural products sold | 47 | 690 |
| Value of crops including nursery and greenhouse | 10 | 623 |
| Value of livestock, poultry, and their products | 10 | 68 |
| VALUE OF SALES BY COMMODITY GROUP (\$1,000) | | |
| Grains, oilseeds, dry beans, and dry peas | 5 | (D) |
| Tobacco | - | - |
| Cotton and cottonseed | - | - |
| Vegetables, melons, potatoes and sweet potatoes | - | - |
| Fruits, tree nuts, and berries | - | - |
| Nursery, greenhouse, floriculture, and sod | 2 | (D) |
| Cut Christmas trees and short rotation woody crops | - | - |
| Other crops and hay | 4 | (D) |
| Poultry and eggs | - | - |
| Cattle and calves | 7 | (D) |
| Milk from cows | - | - |
| Hogs and pigs | - | - |
| Sheep, goats, wool, mohair, and milk | 1 | (D) |
| Horses, ponies, mules, burros, and donkeys | 2 | (D) |
| Aquaculture | - | - |
| Other animals and other animal products | - | - |
| TOP CROP ITEMS (acres) | | |
| Soybeans for beans | 5 | (D) |
| Forage, all | 6 | 295 |
| Floriculture and bedding crops | 2 | (D) |
| Bedding/Garden plants | 2 | (D) |
| TOP LIVESTOCK INVENTORY ITEMS (number) | | |
| Cattle and calves | 6 | 216 |
| Horses and ponies | 8 | 77 |
| Goats, all | 5 | 72 |
| Ducks | 2 | (D) |
| Layers | 2 | (D) |

Operator Characteristics

| Item | Quantity |
|---|----------|
| Primary occupation: | |
| Farming | 11 |
| Other | 36 |
| Days worked off farm: | |
| None | 22 |
| Any | 25 |
| Years on present farm: | |
| 2 years or less | 5 |
| 3 to 4 years | - |
| 5 to 9 years | 7 |
| 10 years or more | 35 |
| Age group: | |
| Under 35 years | - |
| 35 to 44 years | - |
| 45 to 64 years | 14 |
| 65 years and over | 33 |
| Average age of principal operator (years) | 70.5 |

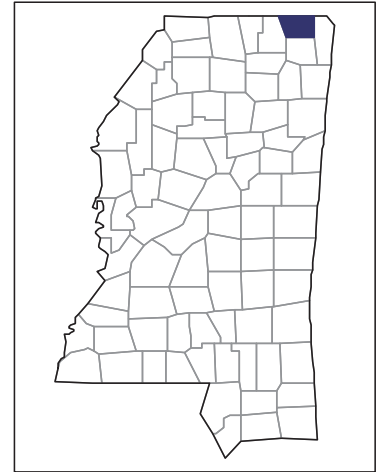
Economic Characteristics

| Item | Quantity |
|---|----------|
| Farms by value of sales: | |
| Less than \$1,000 | 33 |
| \$1,000 to \$2,499 | 1 |
| \$2,500 to \$4,999 | 1 |
| \$5,000 to \$9,999 | 7 |
| \$10,000 to \$49,999 | 3 |
| \$50,000 to \$99,999 | 1 |
| \$100,000 to \$249,999 | - |
| \$250,000 to \$499,999 | 1 |
| \$500,000 or more | - |
| Total farm production expenses (\$1,000) | 798 |
| Average per farm (\$) | 16,979 |
| Net cash farm income of operation (\$1,000) | 234 |
| Average per farm (\$) | 4,989 |
| Value of agricultural products sold directly to individuals for human consumption (\$1,000) | - |
| Total organic product sales (\$1,000) | - |
| Total income from farm-related sources, gross before taxes and expenses (\$1,000) | 285 |

See "Census of Agriculture, Volume 1, Geographic Area Series" for complete footnotes, explanations, definitions, and methodology.
 - Represents zero. (D) Withheld to avoid disclosing data for individual operations.

2012 CENSUS OF AGRICULTURE
RACE / ETHNICITY / GENDER PROFILE

**Alcorn County - Mississippi
Farms with Spanish, Hispanic, or
Latino Operators Compared with All
Farms**



Data are not available at this geographic level for farms with Spanish, Hispanic, or Latino Operators.

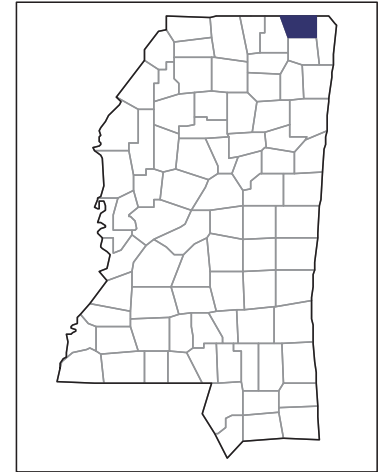


US Department of Agriculture
National Agricultural Statistics Service

www.agcensus.usda.gov

2012 CENSUS OF AGRICULTURE
RACE / ETHNICITY / GENDER PROFILE

**Alcorn County - Mississippi
Farms with American Indian or Alaska
Native Operators Compared with All
Farms**



Data are not available at this geographic level for farms with American Indian or Alaska Native Operators.

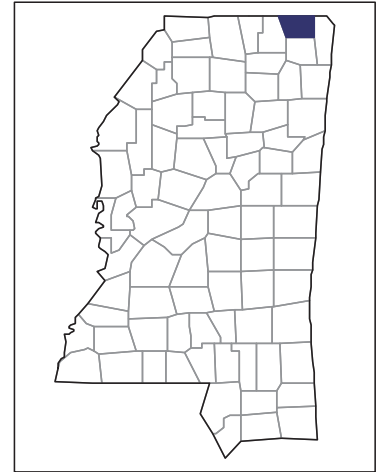


US Department of Agriculture
National Agricultural Statistics Service

www.agcensus.usda.gov

2012 CENSUS OF AGRICULTURE
RACE / ETHNICITY / GENDER PROFILE

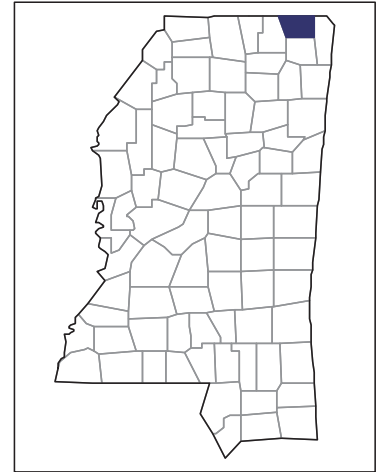
Alcorn County - Mississippi
Farms with Asian Operators Compared
with All Farms



Data are not available at this geographic level for farms with Asian Operators.

2012 CENSUS OF AGRICULTURE
RACE / ETHNICITY / GENDER PROFILE

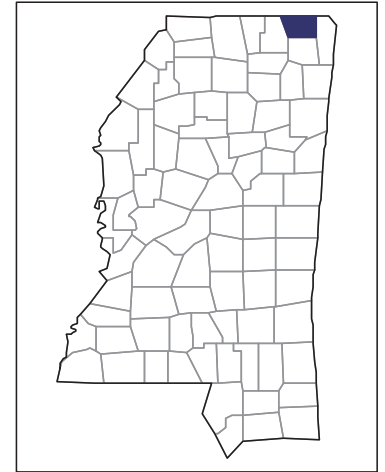
Alcorn County - Mississippi
Farms with Black or African American
Operators Compared with All Farms



Data are not available at this geographic level for farms with Black or African American Operators.

2012 CENSUS OF AGRICULTURE
RACE / ETHNICITY / GENDER PROFILE

**Alcorn County - Mississippi
Farms with Native Hawaiian or Other
Pacific Islander Operators Compared
with All Farms**



Data are not available at this geographic level for farms with Native Hawaiian or Other Pacific Islander Operators.

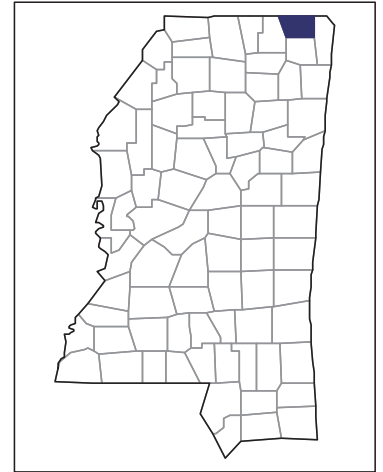


US Department of Agriculture
National Agricultural Statistics Service

www.agcensus.usda.gov

2012 CENSUS OF AGRICULTURE
RACE / ETHNICITY / GENDER PROFILE

Alcorn County - Mississippi
Farms with White Operators Compared
with All Farms



Data are not available at this geographic level for farms with White Operators.

