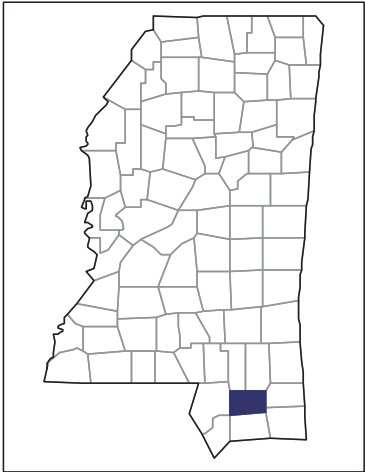


2012 CENSUS OF AGRICULTURE

RACE / ETHNICITY / GENDER PROFILE

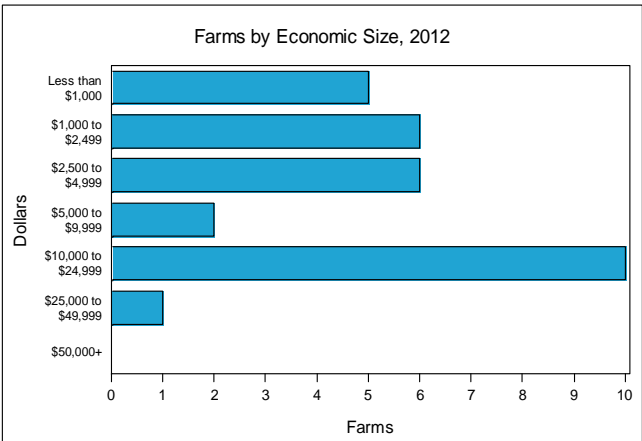
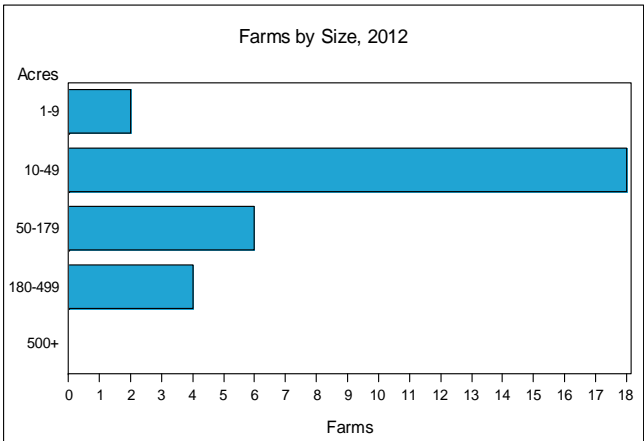


Stone County - Mississippi Farms with Women Principal Operators Compared with All Farms

	Women Principal Operators	All Farms
Number of Farms	30	271
Land in Farms	(D)	45,670 acres
Average Size of Farm	(D)	169 acres
Market Value of Products Sold	\$213,000	\$10,680,000
Crop Sales	(D)	(D)
Livestock Sales	(D)	(D)
Average Per Farm	\$7,088	\$39,410
Government Payments	\$14,000	\$298,000
Average Per Farm Receiving Payments	\$2,369	\$6,080

See footnotes on reverse page.

Farms with Women Principal Operators



2012 CENSUS OF AGRICULTURE

RACE / ETHNICITY / GENDER PROFILE

Stone County - Mississippi Farms with Women Principal Operators

Selected Highlights

Item	Farms	Quantity
MARKET VALUE OF AGRICULTURAL PRODUCTS SOLD (\$1,000)		
Total value of agricultural products sold	30	213
Value of crops including nursery and greenhouse	5	(D)
Value of livestock, poultry, and their products	23	(D)
VALUE OF SALES BY COMMODITY GROUP (\$1,000)		
Grains, oilseeds, dry beans, and dry peas	-	-
Tobacco	-	-
Cotton and cottonseed	-	-
Vegetables, melons, potatoes and sweet potatoes	1	(D)
Fruits, tree nuts, and berries	2	(D)
Nursery, greenhouse, floriculture, and sod	1	(D)
Cut Christmas trees and short rotation woody crops	-	-
Other crops and hay	1	(D)
Poultry and eggs	6	3
Cattle and calves	13	(D)
Milk from cows	-	-
Hogs and pigs	-	-
Sheep, goats, wool, mohair, and milk	5	(D)
Horses, ponies, mules, burros, and donkeys	5	8
Aquaculture	-	-
Other animals and other animal products	1	(D)
TOP CROP ITEMS (acres)		
Forage, all	7	103
Pecans, all	2	(D)
Nursery stock crops	1	(D)
Vegetables harvested, all	1	(D)
Sweet corn	1	(D)
TOP LIVESTOCK INVENTORY ITEMS (number)		
Cattle and calves	16	326
Layers	4	106
Ducks	4	60
Horses and ponies	12	44
Turkeys	2	(D)

Operator Characteristics

Item	Quantity
Primary occupation:	
Farming	14
Other	16
Days worked off farm:	
None	8
Any	22
Years on present farm:	
2 years or less	3
3 to 4 years	2
5 to 9 years	8
10 years or more	17
Age group:	
Under 35 years	-
35 to 44 years	1
45 to 64 years	16
65 years and over	13
Average age of principal operator (years)	62.1

Economic Characteristics

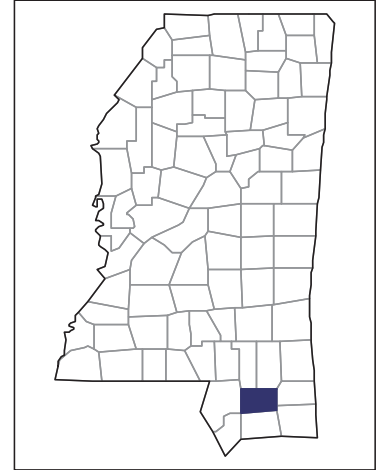
Item	Quantity
Farms by value of sales:	
Less than \$1,000	6
\$1,000 to \$2,499	5
\$2,500 to \$4,999	6
\$5,000 to \$9,999	4
\$10,000 to \$49,999	9
\$50,000 to \$99,999	-
\$100,000 to \$249,999	-
\$250,000 to \$499,999	-
\$500,000 or more	-
Total farm production expenses (\$1,000)	300
Average per farm (\$)	9,993
Net cash farm income of operation (\$1,000)	-64
Average per farm (\$)	-2,142
Value of agricultural products sold directly to individuals for human consumption (\$1,000)	1
Total organic product sales (\$1,000)	-
Total income from farm-related sources, gross before taxes and expenses (\$1,000)	9

See "Census of Agriculture, Volume 1, Geographic Area Series" for complete footnotes, explanations, definitions, and methodology.
 - Represents zero. (D) Withheld to avoid disclosing data for individual operations.

2012 CENSUS OF AGRICULTURE

RACE / ETHNICITY / GENDER PROFILE

Stone County - Mississippi Farms with Spanish, Hispanic, or Latino Operators Compared with All Farms



Data are not available at this geographic level for farms with Spanish, Hispanic, or Latino Operators.

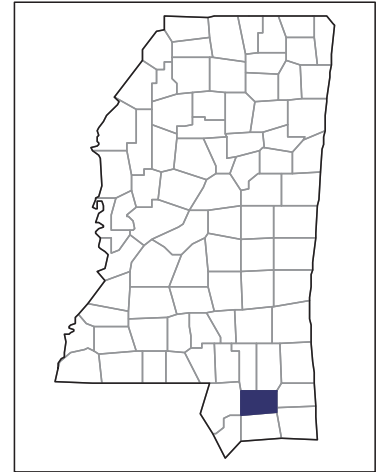


US Department of Agriculture
National Agricultural Statistics Service

www.agcensus.usda.gov

2012 CENSUS OF AGRICULTURE
RACE / ETHNICITY / GENDER PROFILE

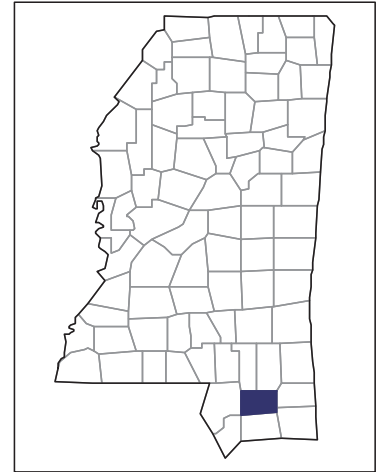
**Stone County - Mississippi
Farms with American Indian or Alaska
Native Operators Compared with All
Farms**



Data are not available at this geographic level for farms with American Indian or Alaska Native Operators.

2012 CENSUS OF AGRICULTURE
RACE / ETHNICITY / GENDER PROFILE

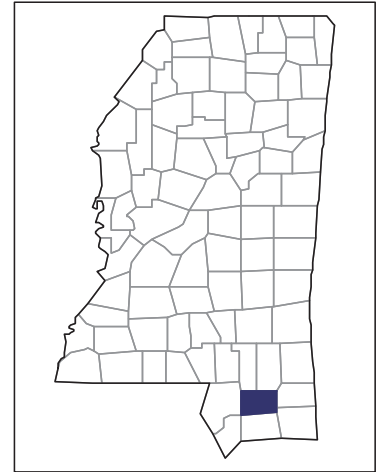
Stone County - Mississippi
Farms with Asian Operators Compared
with All Farms



Data are not available at this geographic level for farms with Asian Operators.

2012 CENSUS OF AGRICULTURE
RACE / ETHNICITY / GENDER PROFILE

Stone County - Mississippi
Farms with Black or African American
Operators Compared with All Farms

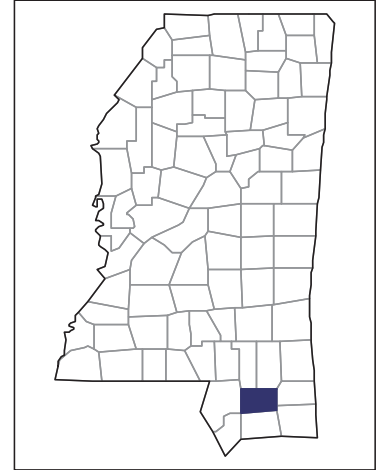


Data are not available at this geographic level for farms with Black or African American Operators.

2012 CENSUS OF AGRICULTURE

RACE / ETHNICITY / GENDER PROFILE

Stone County - Mississippi Farms with Native Hawaiian or Other Pacific Islander Operators Compared with All Farms

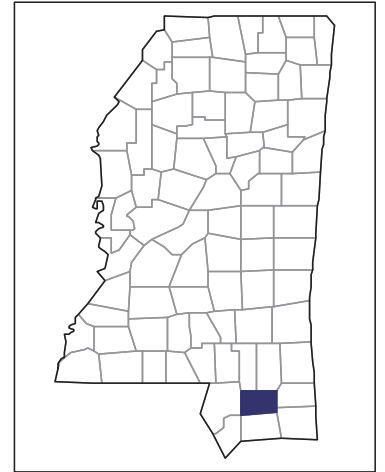


Data are not available at this geographic level for farms with Native Hawaiian or Other Pacific Islander Operators.



2012 CENSUS OF AGRICULTURE
RACE / ETHNICITY / GENDER PROFILE

Stone County - Mississippi
Farms with White Operators Compared
with All Farms



Data are not available at this geographic level for farms with White Operators.

