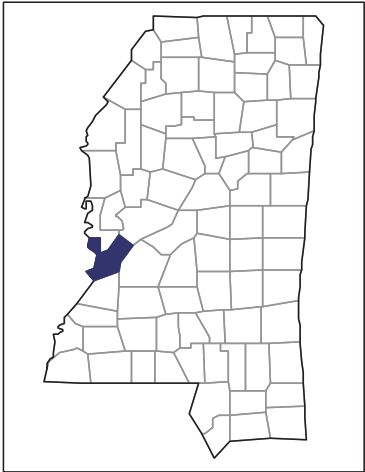


2012 CENSUS OF AGRICULTURE

RACE / ETHNICITY / GENDER PROFILE

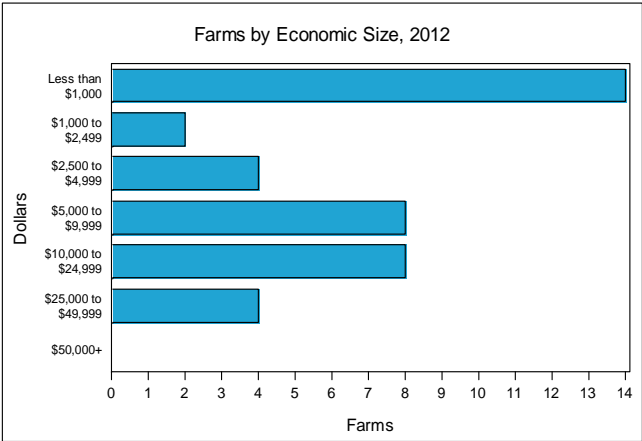
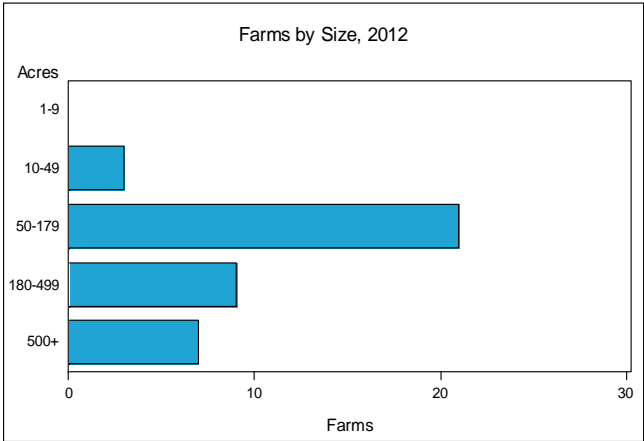
Warren County - Mississippi Farms with Women Principal Operators Compared with All Farms




	Women Principal Operators	All Farms
Number of Farms	40	238
Land in Farms	18,052 acres	124,732 acres
Average Size of Farm	451 acres	524 acres
Market Value of Products Sold	\$180,000	\$30,636,000
Crop Sales	(D)	\$30,291,000
Livestock Sales	(D)	\$344,000
Average Per Farm	\$4,509	\$128,722
Government Payments	\$200,000	\$1,648,000
Average Per Farm Receiving Payments	\$8,349	\$12,678

See footnotes on reverse page.

Farms with Women Principal Operators





2012 CENSUS OF AGRICULTURE
RACE / ETHNICITY / GENDER PROFILE

Warren County - Mississippi Farms with Women Principal Operators

Selected Highlights

Item	Farms	Quantity
MARKET VALUE OF AGRICULTURAL PRODUCTS SOLD (\$1,000)		
Total value of agricultural products sold	40	180
Value of crops including nursery and greenhouse	9	(D)
Value of livestock, poultry, and their products	8	(D)
VALUE OF SALES BY COMMODITY GROUP (\$1,000)		
Grains, oilseeds, dry beans, and dry peas	4	86
Tobacco	-	-
Cotton and cottonseed	-	-
Vegetables, melons, potatoes and sweet potatoes	2	(D)
Fruits, tree nuts, and berries	2	(D)
Nursery, greenhouse, floriculture, and sod	-	-
Cut Christmas trees and short rotation woody crops	-	-
Other crops and hay	5	11
Poultry and eggs	6	(D)
Cattle and calves	1	(D)
Milk from cows	-	-
Hogs and pigs	-	-
Sheep, goats, wool, mohair, and milk	3	(D)
Horses, ponies, mules, burros, and donkeys	-	-
Aquaculture	-	-
Other animals and other animal products	-	-
TOP CROP ITEMS (acres)		
Forage, all	7	303
Soybeans for beans	4	112
Pecans, all	2	(D)
Winter wheat for grain	2	(D)
Vegetables harvested, all	2	(D)
TOP LIVESTOCK INVENTORY ITEMS (number)		
Horses and ponies	16	213
Cattle and calves	3	97
Goats, all	3	(D)
Rabbits, live	2	(D)
Layers	6	45

Operator Characteristics

Item	Quantity
Primary occupation:	
Farming	10
Other	30
Days worked off farm:	
None	23
Any	17
Years on present farm:	
2 years or less	6
3 to 4 years	-
5 to 9 years	8
10 years or more	26
Age group:	
Under 35 years	-
35 to 44 years	-
45 to 64 years	16
65 years and over	24
Average age of principal operator (years)	66.6

Economic Characteristics

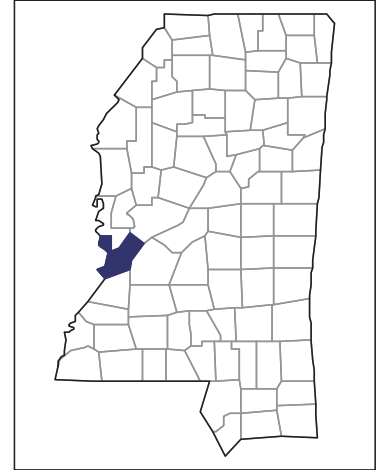
Item	Quantity
Farms by value of sales:	
Less than \$1,000	30
\$1,000 to \$2,499	-
\$2,500 to \$4,999	-
\$5,000 to \$9,999	4
\$10,000 to \$49,999	6
\$50,000 to \$99,999	-
\$100,000 to \$249,999	-
\$250,000 to \$499,999	-
\$500,000 or more	-
Total farm production expenses (\$1,000)	718
Average per farm (\$)	17,943
Net cash farm income of operation (\$1,000)	154
Average per farm (\$)	3,857
Value of agricultural products sold directly to individuals for human consumption (\$1,000)	(D)
Total organic product sales (\$1,000)	-
Total income from farm-related sources, gross before taxes and expenses (\$1,000)	491

See "Census of Agriculture, Volume 1, Geographic Area Series" for complete footnotes, explanations, definitions, and methodology.
 - Represents zero. (D) Withheld to avoid disclosing data for individual operations.

2012 CENSUS OF AGRICULTURE

RACE / ETHNICITY / GENDER PROFILE

Warren County - Mississippi Farms with Spanish, Hispanic, or Latino Operators Compared with All Farms



Data are not available at this geographic level for farms with Spanish, Hispanic, or Latino Operators.

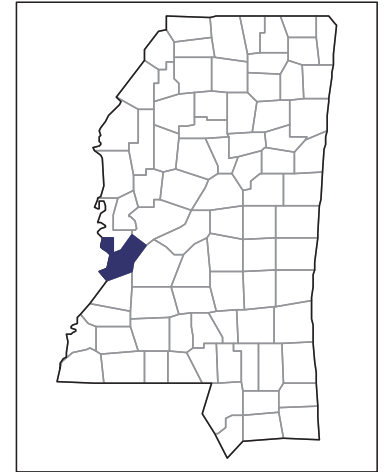


US Department of Agriculture
National Agricultural Statistics Service

www.agcensus.usda.gov

2012 CENSUS OF AGRICULTURE
RACE / ETHNICITY / GENDER PROFILE

**Warren County - Mississippi
Farms with American Indian or Alaska
Native Operators Compared with All
Farms**



Data are not available at this geographic level for farms with American Indian or Alaska Native Operators.

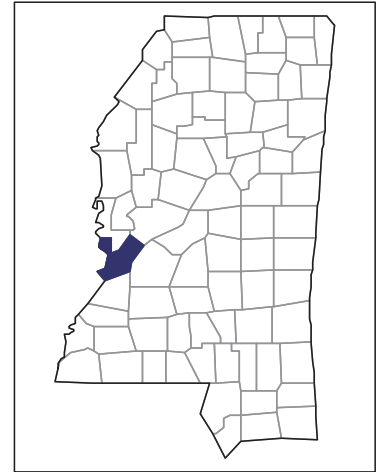


US Department of Agriculture
National Agricultural Statistics Service

www.agcensus.usda.gov

2012 CENSUS OF AGRICULTURE
RACE / ETHNICITY / GENDER PROFILE

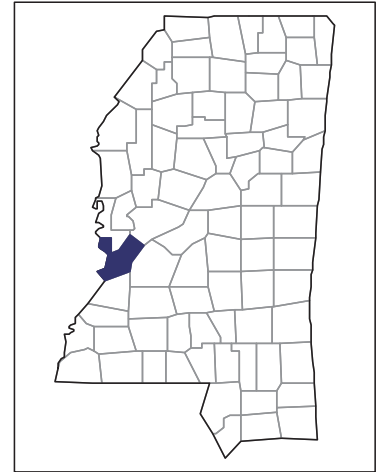
Warren County - Mississippi
Farms with Asian Operators Compared
with All Farms



Data are not available at this geographic level for farms with Asian Operators.

2012 CENSUS OF AGRICULTURE
RACE / ETHNICITY / GENDER PROFILE

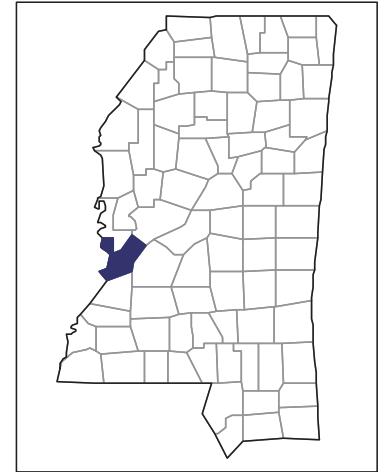
Warren County - Mississippi
Farms with Black or African American
Operators Compared with All Farms



Data are not available at this geographic level for farms with Black or African American Operators.

2012 CENSUS OF AGRICULTURE
RACE / ETHNICITY / GENDER PROFILE

**Warren County - Mississippi
Farms with Native Hawaiian or Other
Pacific Islander Operators Compared
with All Farms**



Data are not available at this geographic level for farms with Native Hawaiian or Other Pacific Islander Operators.

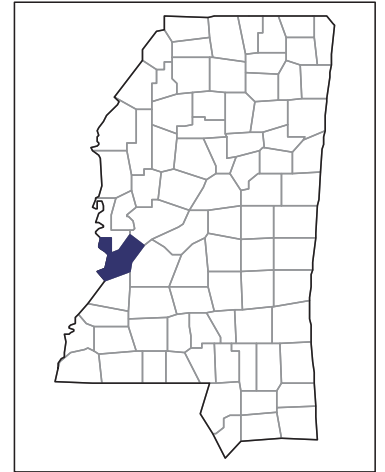


US Department of Agriculture
National Agricultural Statistics Service

www.agcensus.usda.gov

2012 CENSUS OF AGRICULTURE
RACE / ETHNICITY / GENDER PROFILE

**Warren County - Mississippi
Farms with White Operators Compared
with All Farms**



Data are not available at this geographic level for farms with White Operators.

