

# 2012 CENSUS OF AGRICULTURE

## RACE / ETHNICITY / GENDER PROFILE

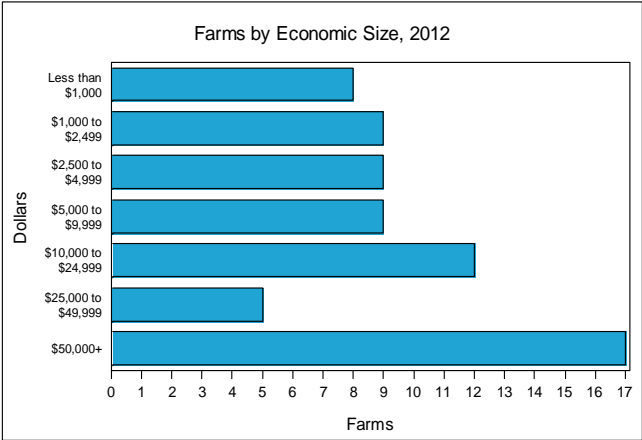
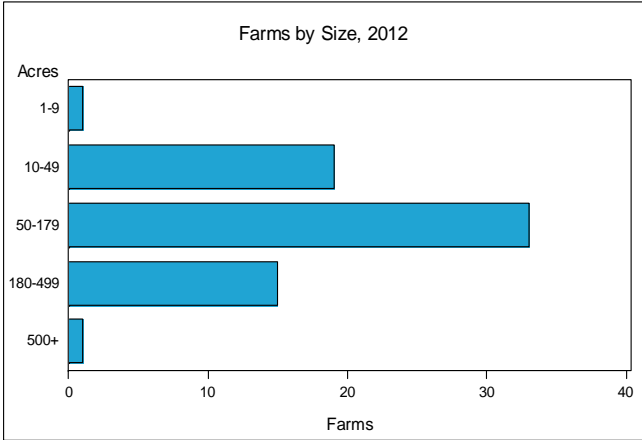


### Buchanan County - Missouri Farms with Women Principal Operators Compared with All Farms

	Women Principal Operators	All Farms
<b>Number of Farms</b>	69	727
<b>Land in Farms</b>	8,836 acres	188,688 acres
<b>Average Size of Farm</b>	128 acres	260 acres
<b>Market Value of Products Sold</b>	\$1,916,000	\$67,532,000
Crop Sales	\$1,830,000	\$60,492,000
Livestock Sales	\$86,000	\$7,040,000
Average Per Farm	\$27,774	\$92,891
<b>Government Payments</b>	\$277,000	\$3,153,000
Average Per Farm Receiving Payments	\$5,431	\$6,280

See footnotes on reverse page.

#### Farms with Women Principal Operators





**2012 CENSUS OF AGRICULTURE**  
**RACE / ETHNICITY / GENDER PROFILE**

## Buchanan County - Missouri Farms with Women Principal Operators

### Selected Highlights

Item	Farms	Quantity
<b>MARKET VALUE OF AGRICULTURAL PRODUCTS SOLD (\$1,000)</b>		
Total value of agricultural products sold	69	1,916
Value of crops including nursery and greenhouse	46	1,830
Value of livestock, poultry, and their products	15	86
<b>VALUE OF SALES BY COMMODITY GROUP (\$1,000)</b>		
Grains, oilseeds, dry beans, and dry peas	33	1,773
Tobacco	-	-
Cotton and cottonseed	-	-
Vegetables, melons, potatoes and sweet potatoes	-	-
Fruits, tree nuts, and berries	-	-
Nursery, greenhouse, floriculture, and sod	3	(D)
Cut Christmas trees and short rotation woody crops	-	-
Other crops and hay	13	(D)
Poultry and eggs	4	2
Cattle and calves	9	(D)
Milk from cows	-	-
Hogs and pigs	-	-
Sheep, goats, wool, mohair, and milk	-	-
Horses, ponies, mules, burros, and donkeys	2	(D)
Aquaculture	-	-
Other animals and other animal products	-	-
<b>TOP CROP ITEMS (acres)</b>		
Soybeans for beans	27	2,423
Corn for grain	20	1,318
Forage, all	21	455
Winter wheat for grain	2	(D)
Bulbs, corms, rhizomes, and tubers - dry	2	(D)
<b>TOP LIVESTOCK INVENTORY ITEMS (number)</b>		
Cattle and calves	14	241
Layers	5	78
Horses and ponies	10	50
Broilers and other meat-type chickens	1	(D)
Mules, burros, and donkeys	2	(D)

### Operator Characteristics

Item	Quantity
Primary occupation:	
Farming	13
Other	56
Days worked off farm:	
None	32
Any	37
Years on present farm:	
2 years or less	7
3 to 4 years	5
5 to 9 years	4
10 years or more	53
Age group:	
Under 35 years	-
35 to 44 years	2
45 to 64 years	37
65 years and over	30
Average age of principal operator (years)	65.0

### Economic Characteristics

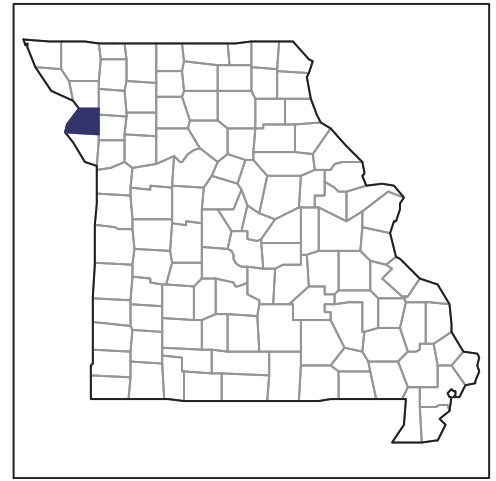
Item	Quantity
Farms by value of sales:	
Less than \$1,000	21
\$1,000 to \$2,499	7
\$2,500 to \$4,999	3
\$5,000 to \$9,999	9
\$10,000 to \$49,999	19
\$50,000 to \$99,999	6
\$100,000 to \$249,999	3
\$250,000 to \$499,999	1
\$500,000 or more	-
Total farm production expenses (\$1,000)	1,355
Average per farm (\$)	19,631
Net cash farm income of operation (\$1,000)	942
Average per farm (\$)	13,655
Value of agricultural products sold directly to individuals for human consumption (\$1,000)	-
Total organic product sales (\$1,000)	-
Total income from farm-related sources, gross before taxes and expenses (\$1,000)	103

See "Census of Agriculture, Volume 1, Geographic Area Series" for complete footnotes, explanations, definitions, and methodology.  
 - Represents zero. (D) Withheld to avoid disclosing data for individual operations.

# 2012 CENSUS OF AGRICULTURE

## RACE / ETHNICITY / GENDER PROFILE

### Buchanan County - Missouri Farms with Spanish, Hispanic, or Latino Operators Compared with All Farms



Data are not available at this geographic level for farms with Spanish, Hispanic, or Latino Operators.



US Department of Agriculture  
National Agricultural Statistics Service

[www.agcensus.usda.gov](http://www.agcensus.usda.gov)



# 2012 CENSUS OF AGRICULTURE

## RACE / ETHNICITY / GENDER PROFILE

### Buchanan County - Missouri Farms with American Indian or Alaska Native Operators Compared with All Farms



Data are not available at this geographic level for farms with American Indian or Alaska Native Operators.



US Department of Agriculture  
National Agricultural Statistics Service

[www.agcensus.usda.gov](http://www.agcensus.usda.gov)



# 2012 CENSUS OF AGRICULTURE

## RACE / ETHNICITY / GENDER PROFILE

### Buchanan County - Missouri Farms with Asian Operators Compared with All Farms



Data are not available at this geographic level for farms with Asian Operators.



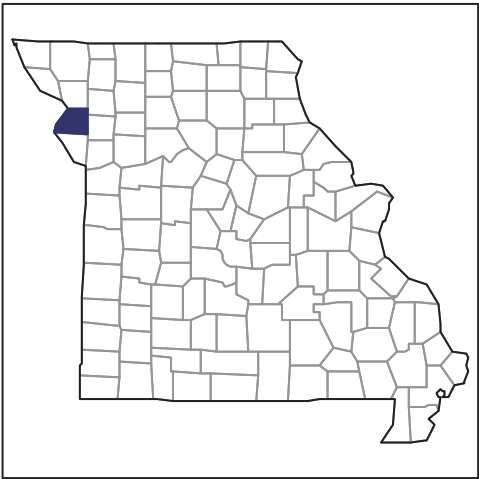




# 2012 CENSUS OF AGRICULTURE

## RACE / ETHNICITY / GENDER PROFILE

### Buchanan County - Missouri Farms with Black or African American Operators Compared with All Farms



Data are not available at this geographic level for farms with Black or African American Operators.

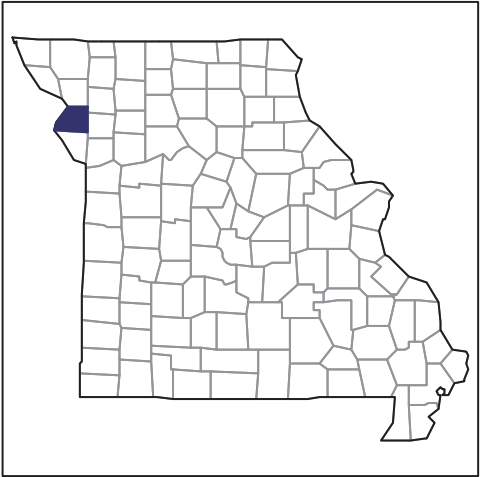




# 2012 CENSUS OF AGRICULTURE

## RACE / ETHNICITY / GENDER PROFILE

### Buchanan County - Missouri Farms with Native Hawaiian or Other Pacific Islander Operators Compared with All Farms



Data are not available at this geographic level for farms with Native Hawaiian or Other Pacific Islander Operators.





# 2012 CENSUS OF AGRICULTURE

## RACE / ETHNICITY / GENDER PROFILE

### Buchanan County - Missouri Farms with White Operators Compared with All Farms



Data are not available at this geographic level for farms with White Operators.



