

2012 CENSUS OF AGRICULTURE

RACE / ETHNICITY / GENDER PROFILE

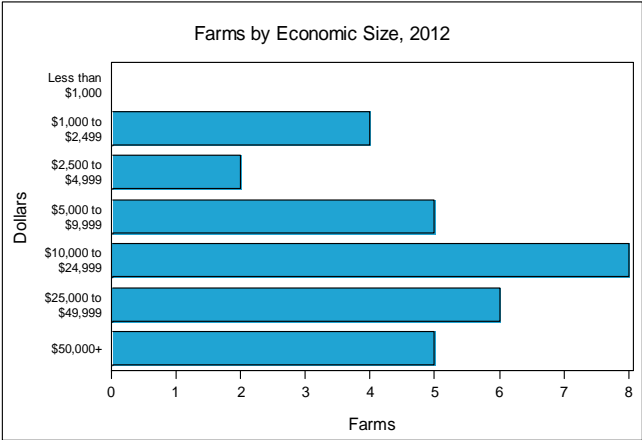
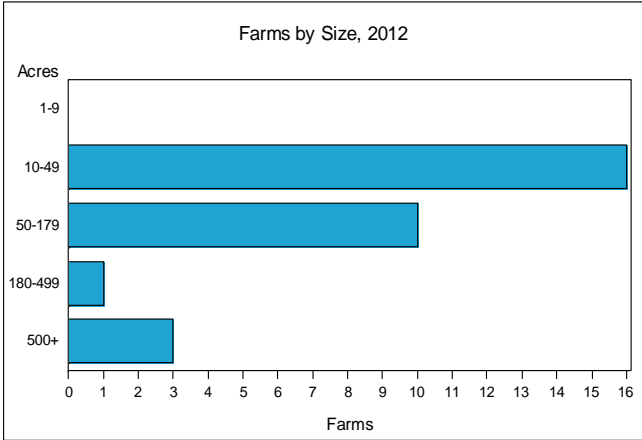


Pemiscot County - Missouri Farms with Women Principal Operators Compared with All Farms

	Women Principal Operators	All Farms
Number of Farms	30	227
Land in Farms	3,797 acres	305,039 acres
Average Size of Farm	127 acres	1,344 acres
Market Value of Products Sold		
Crop Sales	\$1,536,000	\$185,947,000
Livestock Sales	-	\$138,000
Average Per Farm	\$51,214	\$819,757
Government Payments		
Average Per Farm Receiving Payments	\$4,255	\$39,454

See footnotes on reverse page.

Farms with Women Principal Operators





2012 CENSUS OF AGRICULTURE
RACE / ETHNICITY / GENDER PROFILE

Pemiscot County - Missouri Farms with Women Principal Operators

Selected Highlights

Item	Farms	Quantity
MARKET VALUE OF AGRICULTURAL PRODUCTS SOLD (\$1,000)		
Total value of agricultural products sold	30	1,536
Value of crops including nursery and greenhouse	21	1,536
Value of livestock, poultry, and their products	-	-
VALUE OF SALES BY COMMODITY GROUP (\$1,000)		
Grains, oilseeds, dry beans, and dry peas	21	1,058
Tobacco	-	-
Cotton and cottonseed	4	478
Vegetables, melons, potatoes and sweet potatoes	-	-
Fruits, tree nuts, and berries	-	-
Nursery, greenhouse, floriculture, and sod	-	-
Cut Christmas trees and short rotation woody crops	-	-
Other crops and hay	-	-
Poultry and eggs	-	-
Cattle and calves	-	-
Milk from cows	-	-
Hogs and pigs	-	-
Sheep, goats, wool, mohair, and milk	-	-
Horses, ponies, mules, burros, and donkeys	-	-
Aquaculture	-	-
Other animals and other animal products	-	-
TOP CROP ITEMS (acres)		
Soybeans for beans	21	2,008
Upland cotton	4	710
Rice	3	114
Corn for grain	1	(D)
Winter wheat for grain	2	(D)
TOP LIVESTOCK INVENTORY ITEMS (number)		
Horses and ponies	1	(D)

Operator Characteristics

Item	Quantity
Primary occupation:	
Farming	5
Other	25
Days worked off farm:	
None	25
Any	5
Years on present farm:	
2 years or less	10
3 to 4 years	-
5 to 9 years	2
10 years or more	18
Age group:	
Under 35 years	-
35 to 44 years	1
45 to 64 years	14
65 years and over	15
Average age of principal operator (years)	66.1

Economic Characteristics

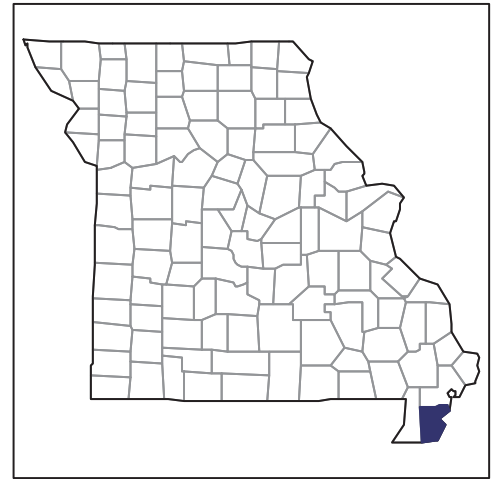
Item	Quantity
Farms by value of sales:	
Less than \$1,000	9
\$1,000 to \$2,499	-
\$2,500 to \$4,999	2
\$5,000 to \$9,999	2
\$10,000 to \$49,999	12
\$50,000 to \$99,999	-
\$100,000 to \$249,999	4
\$250,000 to \$499,999	-
\$500,000 or more	1
Total farm production expenses (\$1,000)	819
Average per farm (\$)	27,309
Net cash farm income of operation (\$1,000)	1,029
Average per farm (\$)	34,302
Value of agricultural products sold directly to individuals for human consumption (\$1,000)	-
Total organic product sales (\$1,000)	-
Total income from farm-related sources, gross before taxes and expenses (\$1,000)	201

See "Census of Agriculture, Volume 1, Geographic Area Series" for complete footnotes, explanations, definitions, and methodology.
 - Represents zero. (D) Withheld to avoid disclosing data for individual operations.

2012 CENSUS OF AGRICULTURE

RACE / ETHNICITY / GENDER PROFILE

Pemiscot County - Missouri Farms with Spanish, Hispanic, or Latino Operators Compared with All Farms



Data are not available at this geographic level for farms with Spanish, Hispanic, or Latino Operators.



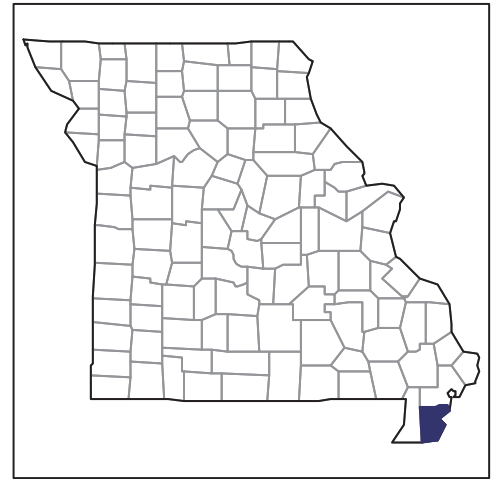
US Department of Agriculture
National Agricultural Statistics Service

www.agcensus.usda.gov

2012 CENSUS OF AGRICULTURE

RACE / ETHNICITY / GENDER PROFILE

Pemiscot County - Missouri Farms with American Indian or Alaska Native Operators Compared with All Farms



Data are not available at this geographic level for farms with American Indian or Alaska Native Operators.



US Department of Agriculture
National Agricultural Statistics Service

www.agcensus.usda.gov

2012 CENSUS OF AGRICULTURE

RACE / ETHNICITY / GENDER PROFILE

Pemiscot County - Missouri Farms with Asian Operators Compared with All Farms



Data are not available at this geographic level for farms with Asian Operators.



2012 CENSUS OF AGRICULTURE

RACE / ETHNICITY / GENDER PROFILE

Pemiscot County - Missouri Farms with Black or African American Operators Compared with All Farms



Data are not available at this geographic level for farms with Black or African American Operators.



2012 CENSUS OF AGRICULTURE

RACE / ETHNICITY / GENDER PROFILE

Pemiscot County - Missouri Farms with Native Hawaiian or Other Pacific Islander Operators Compared with All Farms



Data are not available at this geographic level for farms with Native Hawaiian or Other Pacific Islander Operators.



US Department of Agriculture
National Agricultural Statistics Service

www.agcensus.usda.gov

2012 CENSUS OF AGRICULTURE

RACE / ETHNICITY / GENDER PROFILE

Pemiscot County - Missouri Farms with White Operators Compared with All Farms



Data are not available at this geographic level for farms with White Operators.



