

2012 CENSUS OF AGRICULTURE

RACE / ETHNICITY / GENDER PROFILE

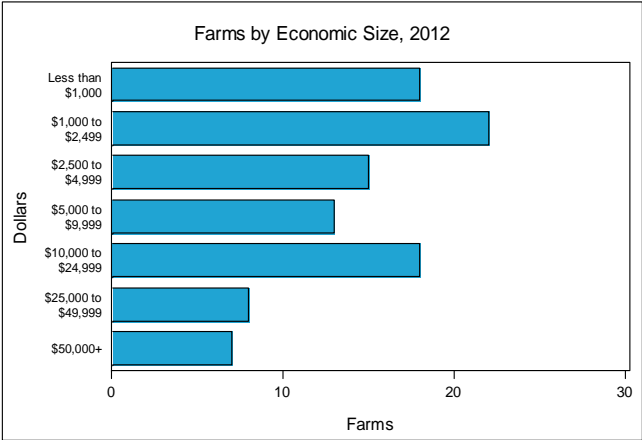
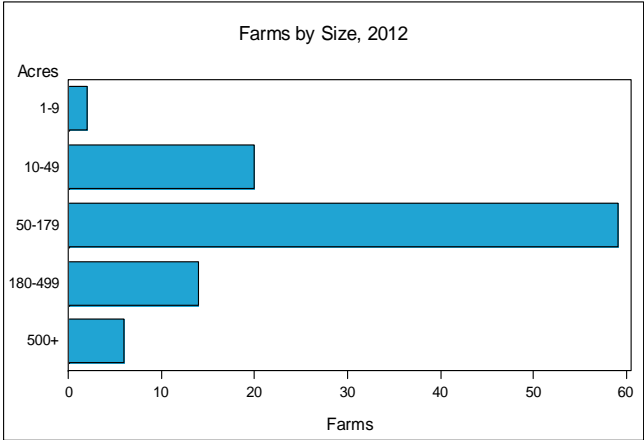



Randolph County - Missouri Farms with Women Principal Operators Compared with All Farms

	Women Principal Operators	All Farms
Number of Farms	101	818
Land in Farms	14,727 acres	209,491 acres
Average Size of Farm	146 acres	256 acres
Market Value of Products Sold	\$1,041,000	\$36,706,000
Crop Sales	\$592,000	\$21,478,000
Livestock Sales	\$450,000	\$15,228,000
Average Per Farm	\$10,308	\$44,873
Government Payments	\$197,000	\$2,820,000
Average Per Farm Receiving Payments	\$3,585	\$6,294

See footnotes on reverse page.

Farms with Women Principal Operators





2012 CENSUS OF AGRICULTURE
RACE / ETHNICITY / GENDER PROFILE

Randolph County - Missouri Farms with Women Principal Operators

Selected Highlights

Item	Farms	Quantity
MARKET VALUE OF AGRICULTURAL PRODUCTS SOLD (\$1,000)		
Total value of agricultural products sold	101	1,041
Value of crops including nursery and greenhouse	34	592
Value of livestock, poultry, and their products	40	450
VALUE OF SALES BY COMMODITY GROUP (\$1,000)		
Grains, oilseeds, dry beans, and dry peas	12	417
Tobacco	-	-
Cotton and cottonseed	-	-
Vegetables, melons, potatoes and sweet potatoes	-	-
Fruits, tree nuts, and berries	-	-
Nursery, greenhouse, floriculture, and sod	-	-
Cut Christmas trees and short rotation woody crops	1	(D)
Other crops and hay	24	(D)
Poultry and eggs	6	2
Cattle and calves	27	387
Milk from cows	2	(D)
Hogs and pigs	2	(D)
Sheep, goats, wool, mohair, and milk	7	8
Horses, ponies, mules, burros, and donkeys	7	11
Aquaculture	-	-
Other animals and other animal products	2	(D)
TOP CROP ITEMS (acres)		
Forage, all	45	2,080
Soybeans for beans	11	1,061
Corn for grain	6	312
Winter wheat for grain	2	(D)
Cut Christmas trees	1	(D)
TOP LIVESTOCK INVENTORY ITEMS (number)		
Cattle and calves	31	948
Layers	8	176
Horses and ponies	29	167
Goats, all	9	103
Sheep and lambs	3	80

Operator Characteristics

Item	Quantity
Primary occupation:	
Farming	35
Other	66
Days worked off farm:	
None	52
Any	49
Years on present farm:	
2 years or less	1
3 to 4 years	2
5 to 9 years	13
10 years or more	85
Age group:	
Under 35 years	-
35 to 44 years	6
45 to 64 years	44
65 years and over	51
Average age of principal operator (years)	66.2

Economic Characteristics

Item	Quantity
Farms by value of sales:	
Less than \$1,000	42
\$1,000 to \$2,499	19
\$2,500 to \$4,999	9
\$5,000 to \$9,999	7
\$10,000 to \$49,999	20
\$50,000 to \$99,999	3
\$100,000 to \$249,999	1
\$250,000 to \$499,999	-
\$500,000 or more	-
Total farm production expenses (\$1,000)	1,603
Average per farm (\$)	15,868
Net cash farm income of operation (\$1,000)	16
Average per farm (\$)	156
Value of agricultural products sold directly to individuals for human consumption (\$1,000)	(D)
Total organic product sales (\$1,000)	-
Total income from farm-related sources, gross before taxes and expenses (\$1,000)	380

See "Census of Agriculture, Volume 1, Geographic Area Series" for complete footnotes, explanations, definitions, and methodology.
 - Represents zero. (D) Withheld to avoid disclosing data for individual operations.

2012 CENSUS OF AGRICULTURE

RACE / ETHNICITY / GENDER PROFILE

Randolph County - Missouri Farms with Spanish, Hispanic, or Latino Operators Compared with All Farms



Data are not available at this geographic level for farms with Spanish, Hispanic, or Latino Operators.



US Department of Agriculture
National Agricultural Statistics Service

www.agcensus.usda.gov

2012 CENSUS OF AGRICULTURE

RACE / ETHNICITY / GENDER PROFILE

Randolph County - Missouri Farms with American Indian or Alaska Native Operators Compared with All Farms



Data are not available at this geographic level for farms with American Indian or Alaska Native Operators.



US Department of Agriculture
National Agricultural Statistics Service

www.agcensus.usda.gov

2012 CENSUS OF AGRICULTURE

RACE / ETHNICITY / GENDER PROFILE

Randolph County - Missouri Farms with Asian Operators Compared with All Farms



Data are not available at this geographic level for farms with Asian Operators.

2012 CENSUS OF AGRICULTURE

RACE / ETHNICITY / GENDER PROFILE

Randolph County - Missouri Farms with Black or African American Operators Compared with All Farms



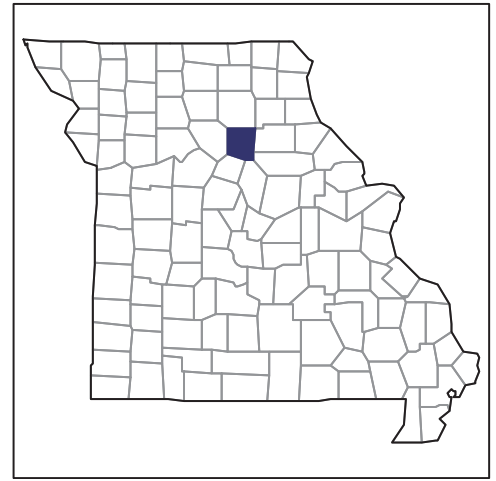
Data are not available at this geographic level for farms with Black or African American Operators.



2012 CENSUS OF AGRICULTURE

RACE / ETHNICITY / GENDER PROFILE

Randolph County - Missouri Farms with Native Hawaiian or Other Pacific Islander Operators Compared with All Farms



Data are not available at this geographic level for farms with Native Hawaiian or Other Pacific Islander Operators.



US Department of Agriculture
National Agricultural Statistics Service

www.agcensus.usda.gov

2012 CENSUS OF AGRICULTURE

RACE / ETHNICITY / GENDER PROFILE

Randolph County - Missouri Farms with White Operators Compared with All Farms



Data are not available at this geographic level for farms with White Operators.



