

2012 CENSUS OF AGRICULTURE

RACE / ETHNICITY / GENDER PROFILE

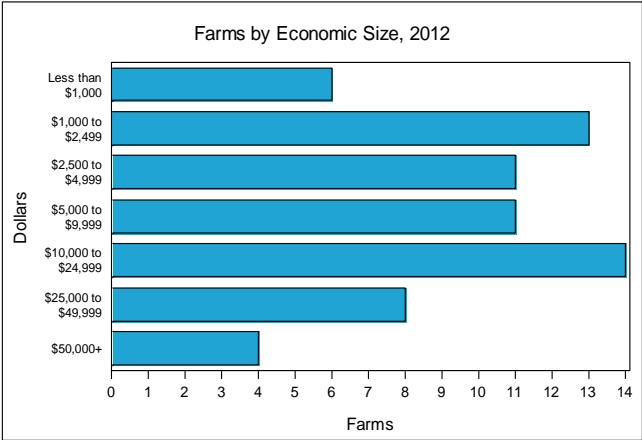
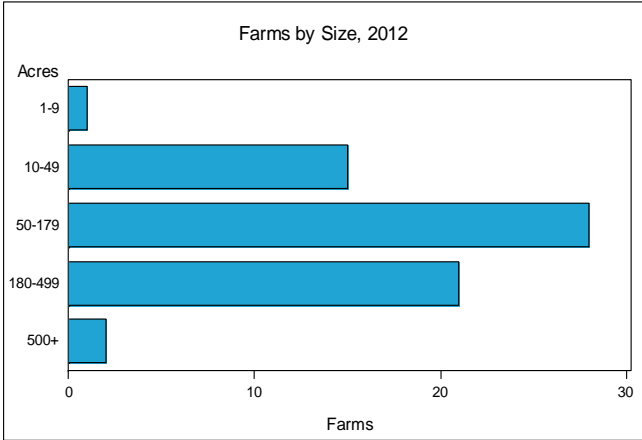



Worth County - Missouri Farms with Women Principal Operators Compared with All Farms

	Women Principal Operators	All Farms
Number of Farms	67	384
Land in Farms	10,307 acres	125,048 acres
Average Size of Farm	154 acres	326 acres
Market Value of Products Sold	\$394,000	\$37,112,000
Crop Sales	(D)	\$13,752,000
Livestock Sales	(D)	\$23,360,000
Average Per Farm	\$5,887	\$96,645
Government Payments	\$540,000	\$2,824,000
Average Per Farm Receiving Payments	\$9,004	\$8,744

See footnotes on reverse page.

Farms with Women Principal Operators





2012 CENSUS OF AGRICULTURE
RACE / ETHNICITY / GENDER PROFILE

Worth County - Missouri Farms with Women Principal Operators

Selected Highlights

Item	Farms	Quantity
MARKET VALUE OF AGRICULTURAL PRODUCTS SOLD (\$1,000)		
Total value of agricultural products sold	67	394
Value of crops including nursery and greenhouse	16	(D)
Value of livestock, poultry, and their products	3	(D)
VALUE OF SALES BY COMMODITY GROUP (\$1,000)		
Grains, oilseeds, dry beans, and dry peas	8	(D)
Tobacco	-	-
Cotton and cottonseed	-	-
Vegetables, melons, potatoes and sweet potatoes	-	-
Fruits, tree nuts, and berries	1	(D)
Nursery, greenhouse, floriculture, and sod	-	-
Cut Christmas trees and short rotation woody crops	-	-
Other crops and hay	12	35
Poultry and eggs	1	(D)
Cattle and calves	2	(D)
Milk from cows	-	-
Hogs and pigs	-	-
Sheep, goats, wool, mohair, and milk	1	(D)
Horses, ponies, mules, burros, and donkeys	-	-
Aquaculture	-	-
Other animals and other animal products	1	(D)
TOP CROP ITEMS (acres)		
Forage, all	14	613
Soybeans for beans	7	488
Corn for grain	5	189
Land in Berries	1	(D)
Raspberries, all	1	(D)
TOP LIVESTOCK INVENTORY ITEMS (number)		
Cattle and calves	4	91
Layers	1	(D)
Horses and ponies	5	22
Colonies of bees	2	(D)
Goats, all	1	(D)

Operator Characteristics

Item	Quantity
Primary occupation:	
Farming	20
Other	47
Days worked off farm:	
None	30
Any	37
Years on present farm:	
2 years or less	1
3 to 4 years	4
5 to 9 years	5
10 years or more	57
Age group:	
Under 35 years	-
35 to 44 years	2
45 to 64 years	19
65 years and over	46
Average age of principal operator (years)	70.9

Economic Characteristics

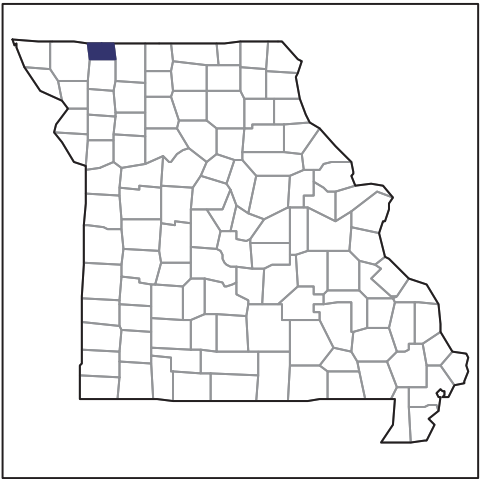
Item	Quantity
Farms by value of sales:	
Less than \$1,000	51
\$1,000 to \$2,499	2
\$2,500 to \$4,999	1
\$5,000 to \$9,999	3
\$10,000 to \$49,999	6
\$50,000 to \$99,999	4
\$100,000 to \$249,999	-
\$250,000 to \$499,999	-
\$500,000 or more	-
Total farm production expenses (\$1,000)	722
Average per farm (\$)	10,773
Net cash farm income of operation (\$1,000)	650
Average per farm (\$)	9,704
Value of agricultural products sold directly to individuals for human consumption (\$1,000)	(D)
Total organic product sales (\$1,000)	-
Total income from farm-related sources, gross before taxes and expenses (\$1,000)	437

See "Census of Agriculture, Volume 1, Geographic Area Series" for complete footnotes, explanations, definitions, and methodology.
 - Represents zero. (D) Withheld to avoid disclosing data for individual operations.

2012 CENSUS OF AGRICULTURE

RACE / ETHNICITY / GENDER PROFILE

Worth County - Missouri Farms with Spanish, Hispanic, or Latino Operators Compared with All Farms



Data are not available at this geographic level for farms with Spanish, Hispanic, or Latino Operators.



2012 CENSUS OF AGRICULTURE

RACE / ETHNICITY / GENDER PROFILE

Worth County - Missouri Farms with American Indian or Alaska Native Operators Compared with All Farms



Data are not available at this geographic level for farms with American Indian or Alaska Native Operators.



US Department of Agriculture
National Agricultural Statistics Service

www.agcensus.usda.gov

2012 CENSUS OF AGRICULTURE

RACE / ETHNICITY / GENDER PROFILE

Worth County - Missouri Farms with Asian Operators Compared with All Farms



Data are not available at this geographic level for farms with Asian Operators.



2012 CENSUS OF AGRICULTURE

RACE / ETHNICITY / GENDER PROFILE

Worth County - Missouri Farms with Black or African American Operators Compared with All Farms



Data are not available at this geographic level for farms with Black or African American Operators.



2012 CENSUS OF AGRICULTURE

RACE / ETHNICITY / GENDER PROFILE

Worth County - Missouri Farms with Native Hawaiian or Other Pacific Islander Operators Compared with All Farms



Data are not available at this geographic level for farms with Native Hawaiian or Other Pacific Islander Operators.

2012 CENSUS OF AGRICULTURE

RACE / ETHNICITY / GENDER PROFILE

Worth County - Missouri Farms with White Operators Compared with All Farms



Data are not available at this geographic level for farms with White Operators.



