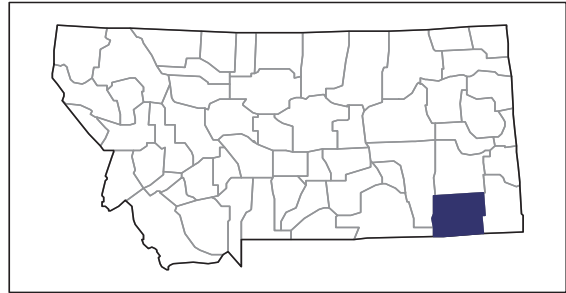


# 2012 CENSUS OF AGRICULTURE

## RACE / ETHNICITY / GENDER PROFILE

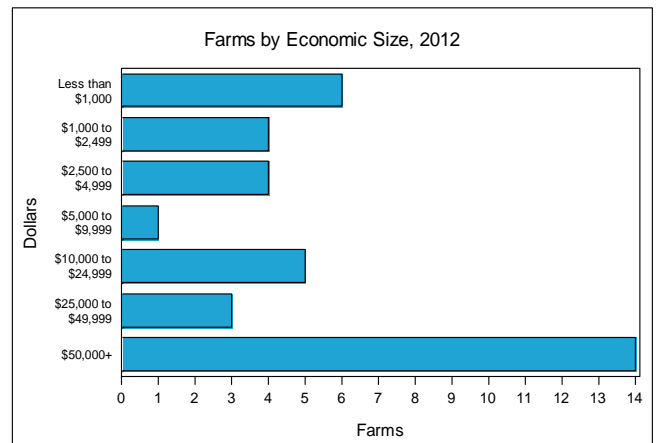
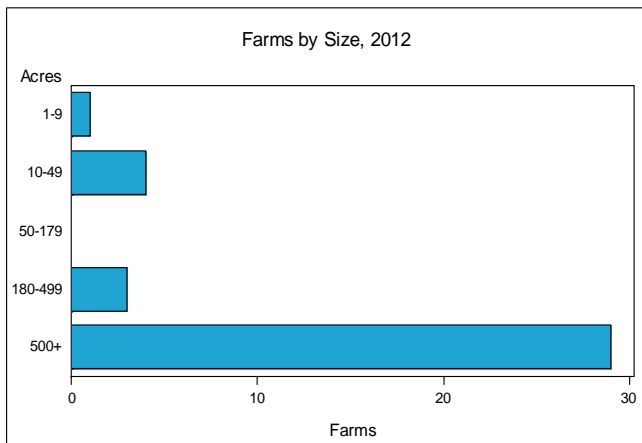


### Powder River County - Montana Farms with Women Principal Operators Compared with All Farms

	Women Principal Operators	All Farms
<b>Number of Farms</b>	37	328
<b>Land in Farms</b>	78,680 acres	1,588,599 acres
<b>Average Size of Farm</b>	2,126 acres	4,843 acres
<b>Market Value of Products Sold</b>	\$3,413,000	\$62,417,000
Crop Sales	\$185,000	\$8,116,000
Livestock Sales	\$3,228,000	\$54,301,000
Average Per Farm	\$92,238	\$190,296
<b>Government Payments</b>	\$40,000	\$1,530,000
Average Per Farm Receiving Payments	\$2,874	\$12,051

See footnotes on reverse page.

#### Farms with Women Principal Operators





**2012 CENSUS OF AGRICULTURE**  
**RACE / ETHNICITY / GENDER PROFILE**

## Powder River County - Montana Farms with Women Principal Operators

### Selected Highlights

Item	Farms	Quantity
<b>MARKET VALUE OF AGRICULTURAL PRODUCTS SOLD (\$1,000)</b>		
Total value of agricultural products sold	37	3,413
Value of crops including nursery and greenhouse	17	185
Value of livestock, poultry, and their products	25	3,228
<b>VALUE OF SALES BY COMMODITY GROUP (\$1,000)</b>		
Grains, oilseeds, dry beans, and dry peas	-	-
Tobacco	-	-
Cotton and cottonseed	-	-
Vegetables, melons, potatoes and sweet potatoes	-	-
Fruits, tree nuts, and berries	-	-
Nursery, greenhouse, floriculture, and sod	-	-
Cut Christmas trees and short rotation woody crops	-	-
Other crops and hay	17	185
Poultry and eggs	-	-
Cattle and calves	23	3,160
Milk from cows	-	-
Hogs and pigs	-	-
Sheep, goats, wool, mohair, and milk	3	35
Horses, ponies, mules, burros, and donkeys	7	33
Aquaculture	-	-
Other animals and other animal products	-	-
<b>TOP CROP ITEMS (acres)</b>		
Forage, all	18	2,783
<b>TOP LIVESTOCK INVENTORY ITEMS (number)</b>		
Cattle and calves	24	3,444
Horses and ponies	15	125
Goats, all	1	(D)
Rabbits, live	2	(D)
Layers	1	(D)

### Operator Characteristics

Item	Quantity
Primary occupation:	
Farming	16
Other	21
Days worked off farm:	
None	13
Any	24
Years on present farm:	
2 years or less	3
3 to 4 years	2
5 to 9 years	9
10 years or more	23
Age group:	
Under 35 years	2
35 to 44 years	2
45 to 64 years	17
65 years and over	16
Average age of principal operator (years)	61.2

### Economic Characteristics

Item	Quantity
Farms by value of sales:	
Less than \$1,000	7
\$1,000 to \$2,499	4
\$2,500 to \$4,999	4
\$5,000 to \$9,999	1
\$10,000 to \$49,999	7
\$50,000 to \$99,999	3
\$100,000 to \$249,999	9
\$250,000 to \$499,999	1
\$500,000 or more	1
Total farm production expenses (\$1,000)	2,505
Average per farm (\$)	67,691
Net cash farm income of operation (\$1,000)	1,130
Average per farm (\$)	30,539
Value of agricultural products sold directly to individuals for human consumption (\$1,000)	(D)
Total organic product sales (\$1,000)	-
Total income from farm-related sources, gross before taxes and expenses (\$1,000)	181

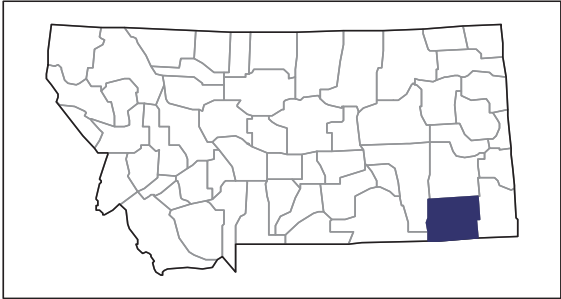
See "Census of Agriculture, Volume 1, Geographic Area Series" for complete footnotes, explanations, definitions, and methodology.

- Represents zero. (D) Withheld to avoid disclosing data for individual operations.

# 2012 CENSUS OF AGRICULTURE

## RACE / ETHNICITY / GENDER PROFILE

### Powder River County - Montana Farms with Spanish, Hispanic, or Latino Operators Compared with All Farms



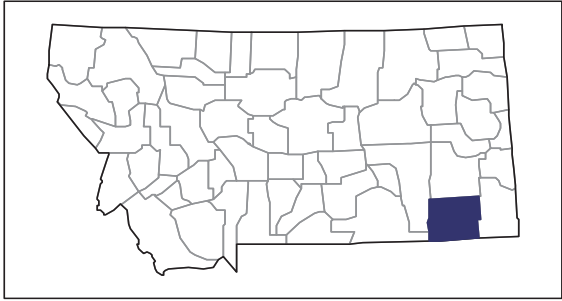
Data are not available at this geographic level for farms with Spanish, Hispanic, or Latino Operators.



# 2012 CENSUS OF AGRICULTURE

## RACE / ETHNICITY / GENDER PROFILE

### Powder River County - Montana Farms with American Indian or Alaska Native Operators Compared with All Farms



Data are not available at this geographic level for farms with American Indian or Alaska Native Operators.



US Department of Agriculture  
National Agricultural Statistics Service

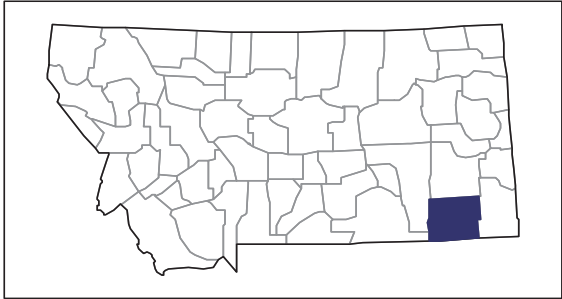
[www.agcensus.usda.gov](http://www.agcensus.usda.gov)



# 2012 CENSUS OF AGRICULTURE

## RACE / ETHNICITY / GENDER PROFILE

### Powder River County - Montana Farms with Asian Operators Compared with All Farms



Data are not available at this geographic level for farms with Asian Operators.

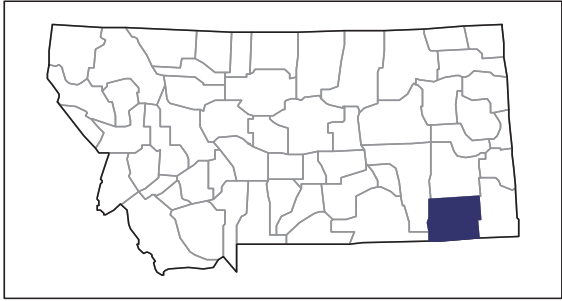




# 2012 CENSUS OF AGRICULTURE

## RACE / ETHNICITY / GENDER PROFILE

### Powder River County - Montana Farms with Black or African American Operators Compared with All Farms



Data are not available at this geographic level for farms with Black or African American Operators.



US Department of Agriculture  
National Agricultural Statistics Service

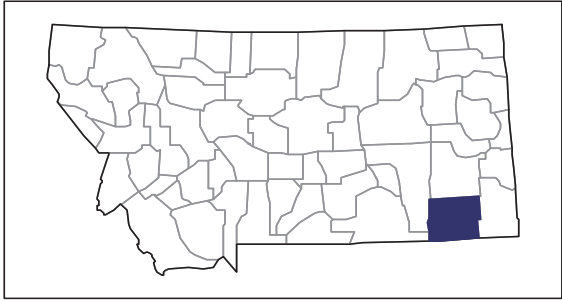
[www.agcensus.usda.gov](http://www.agcensus.usda.gov)



# 2012 CENSUS OF AGRICULTURE

## RACE / ETHNICITY / GENDER PROFILE

### Powder River County - Montana Farms with Native Hawaiian or Other Pacific Islander Operators Compared with All Farms



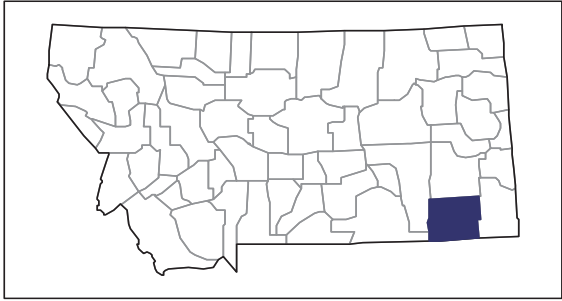
Data are not available at this geographic level for farms with Native Hawaiian or Other Pacific Islander Operators.



# 2012 CENSUS OF AGRICULTURE

## RACE / ETHNICITY / GENDER PROFILE

### Powder River County - Montana Farms with White Operators Compared with All Farms



Data are not available at this geographic level for farms with White Operators.

