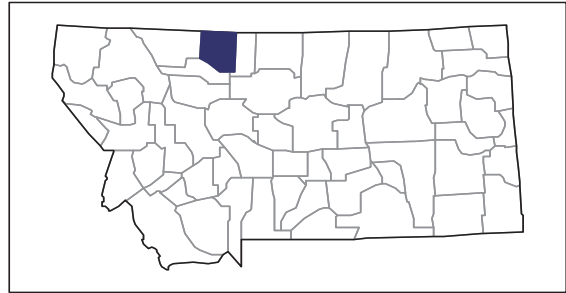


# 2012 CENSUS OF AGRICULTURE

## RACE / ETHNICITY / GENDER PROFILE

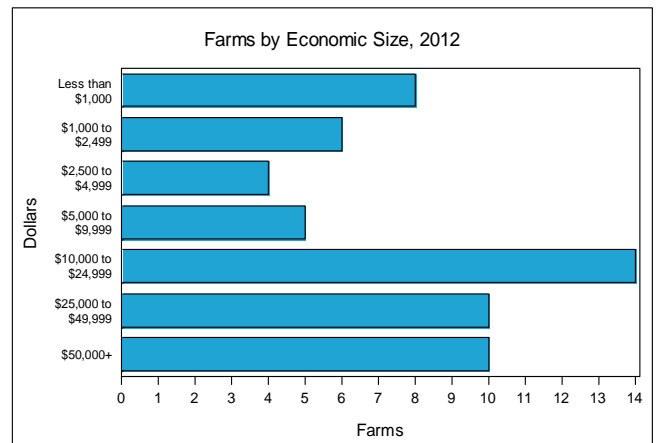
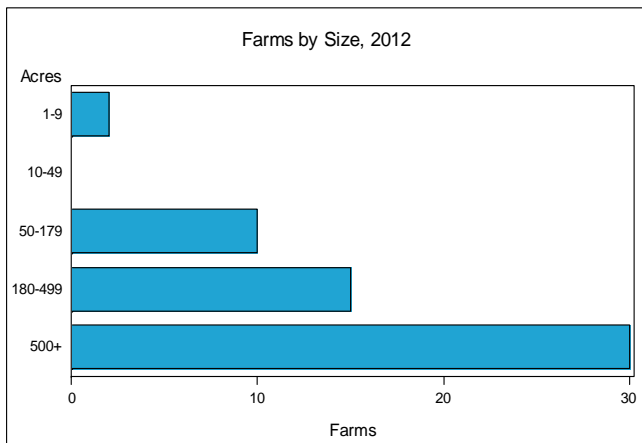


### Toole County - Montana Farms with Women Principal Operators Compared with All Farms

	Women Principal Operators	All Farms
<b>Number of Farms</b>	57	423
<b>Land in Farms</b>	56,722 acres	1,128,523 acres
<b>Average Size of Farm</b>	995 acres	2,668 acres
<b>Market Value of Products Sold</b>	\$2,362,000	\$102,681,000
Crop Sales	\$1,675,000	\$81,945,000
Livestock Sales	\$687,000	\$20,737,000
Average Per Farm	\$41,436	\$242,746
<b>Government Payments</b>	\$781,000	\$11,090,000
Average Per Farm Receiving Payments	\$15,628	\$30,635

See footnotes on reverse page.

#### Farms with Women Principal Operators





**2012 CENSUS OF AGRICULTURE**  
**RACE / ETHNICITY / GENDER PROFILE**

## Toole County - Montana Farms with Women Principal Operators

### Selected Highlights

Item	Farms	Quantity
<b>MARKET VALUE OF AGRICULTURAL PRODUCTS SOLD (\$1,000)</b>		
Total value of agricultural products sold	57	2,362
Value of crops including nursery and greenhouse	17	1,675
Value of livestock, poultry, and their products	9	687
<b>VALUE OF SALES BY COMMODITY GROUP (\$1,000)</b>		
Grains, oilseeds, dry beans, and dry peas	13	1,606
Tobacco	-	-
Cotton and cottonseed	-	-
Vegetables, melons, potatoes and sweet potatoes	-	-
Fruits, tree nuts, and berries	-	-
Nursery, greenhouse, floriculture, and sod	-	-
Cut Christmas trees and short rotation woody crops	-	-
Other crops and hay	4	69
Poultry and eggs	-	-
Cattle and calves	8	(D)
Milk from cows	-	-
Hogs and pigs	2	(D)
Sheep, goats, wool, mohair, and milk	3	(D)
Horses, ponies, mules, burros, and donkeys	-	-
Aquaculture	-	-
Other animals and other animal products	-	-
<b>TOP CROP ITEMS (acres)</b>		
Barley for grain	4	3,435
Spring wheat for grain	8	1,448
Forage, all	6	1,204
Winter wheat for grain	4	1,054
Dry edible peas	1	(D)
<b>TOP LIVESTOCK INVENTORY ITEMS (number)</b>		
Cattle and calves	10	778
Horses and ponies	12	71
Layers	2	(D)
Sheep and lambs	5	7
Mules, burros, and donkeys	2	(D)

### Operator Characteristics

Item	Quantity
Primary occupation:	
Farming	14
Other	43
Days worked off farm:	
None	28
Any	29
Years on present farm:	
2 years or less	3
3 to 4 years	4
5 to 9 years	6
10 years or more	44
Age group:	
Under 35 years	1
35 to 44 years	9
45 to 64 years	26
65 years and over	21
Average age of principal operator (years)	61.2

### Economic Characteristics

Item	Quantity
Farms by value of sales:	
Less than \$1,000	37
\$1,000 to \$2,499	2
\$2,500 to \$4,999	-
\$5,000 to \$9,999	2
\$10,000 to \$49,999	9
\$50,000 to \$99,999	-
\$100,000 to \$249,999	4
\$250,000 to \$499,999	2
\$500,000 or more	1
Total farm production expenses (\$1,000)	2,376
Average per farm (\$)	41,683
Net cash farm income of operation (\$1,000)	1,489
Average per farm (\$)	26,117
Value of agricultural products sold directly to individuals for human consumption (\$1,000)	(D)
Total organic product sales (\$1,000)	-
Total income from farm-related sources, gross before taxes and expenses (\$1,000)	721

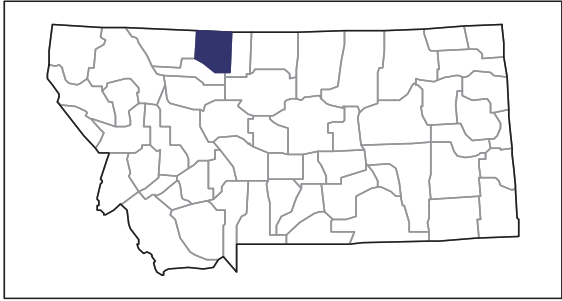
See "Census of Agriculture, Volume 1, Geographic Area Series" for complete footnotes, explanations, definitions, and methodology.

- Represents zero. (D) Withheld to avoid disclosing data for individual operations.

# 2012 CENSUS OF AGRICULTURE

## RACE / ETHNICITY / GENDER PROFILE

### Toole County - Montana Farms with Spanish, Hispanic, or Latino Operators Compared with All Farms



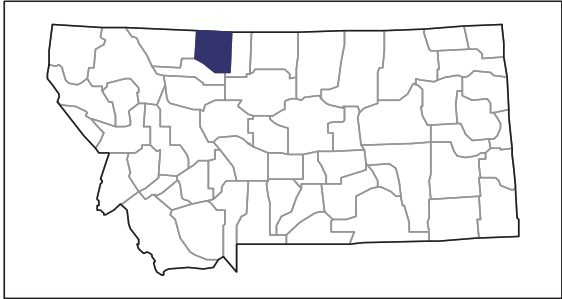
Data are not available at this geographic level for farms with Spanish, Hispanic, or Latino Operators.



# 2012 CENSUS OF AGRICULTURE

## RACE / ETHNICITY / GENDER PROFILE

### Toole County - Montana Farms with American Indian or Alaska Native Operators Compared with All Farms



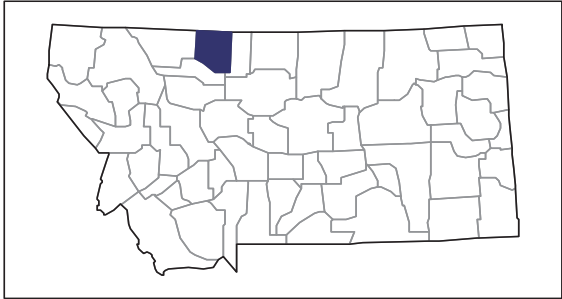
Data are not available at this geographic level for farms with American Indian or Alaska Native Operators.



# 2012 CENSUS OF AGRICULTURE

## RACE / ETHNICITY / GENDER PROFILE

### Toole County - Montana Farms with Asian Operators Compared with All Farms



Data are not available at this geographic level for farms with Asian Operators.

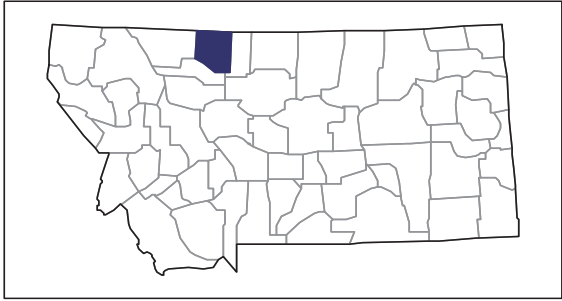




# 2012 CENSUS OF AGRICULTURE

## RACE / ETHNICITY / GENDER PROFILE

### Toole County - Montana Farms with Black or African American Operators Compared with All Farms



Data are not available at this geographic level for farms with Black or African American Operators.

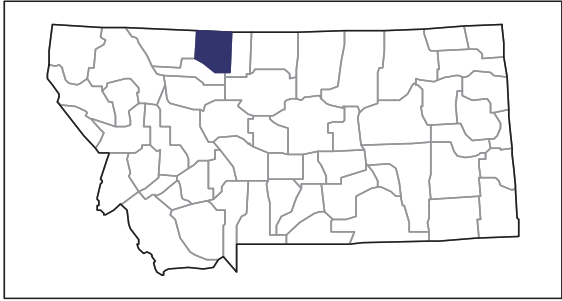




# 2012 CENSUS OF AGRICULTURE

## RACE / ETHNICITY / GENDER PROFILE

### Toole County - Montana Farms with Native Hawaiian or Other Pacific Islander Operators Compared with All Farms



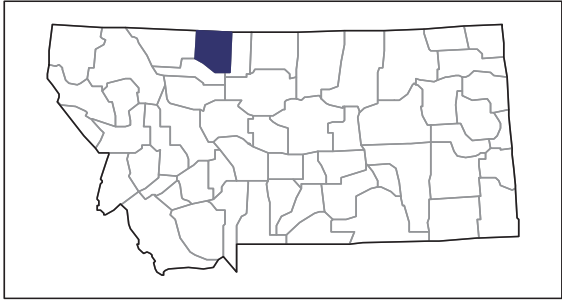
Data are not available at this geographic level for farms with Native Hawaiian or Other Pacific Islander Operators.



# 2012 CENSUS OF AGRICULTURE

## RACE / ETHNICITY / GENDER PROFILE

### Toole County - Montana Farms with White Operators Compared with All Farms



Data are not available at this geographic level for farms with White Operators.

