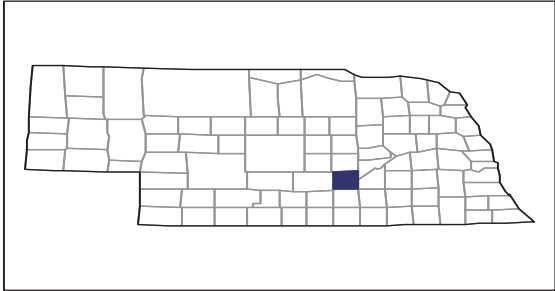


2012 CENSUS OF AGRICULTURE

RACE / ETHNICITY / GENDER PROFILE

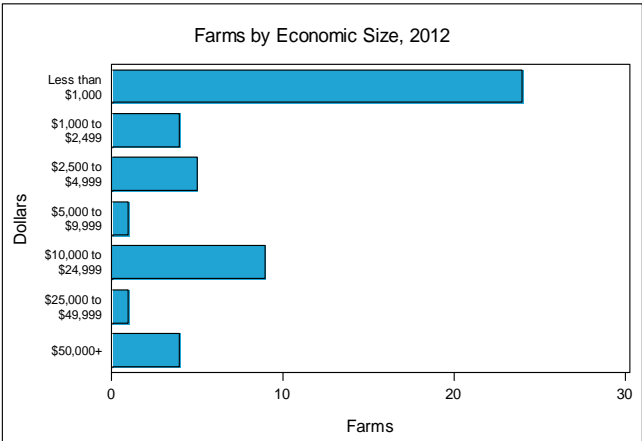
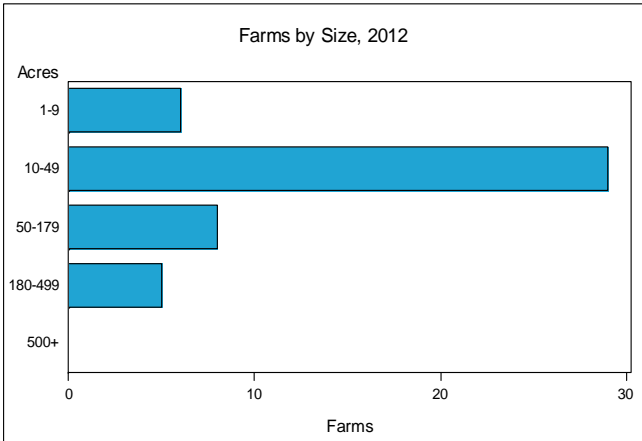



Hall County - Nebraska Farms with Women Principal Operators Compared with All Farms

	Women Principal Operators	All Farms
Number of Farms	48	593
Land in Farms	3,176 acres	329,668 acres
Average Size of Farm	66 acres	556 acres
Market Value of Products Sold	\$709,000	\$353,075,000
Crop Sales	\$526,000	\$232,843,000
Livestock Sales	\$183,000	\$120,232,000
Average Per Farm	\$14,777	\$595,404
Government Payments	\$36,000	\$4,755,000
Average Per Farm Receiving Payments	\$3,243	\$12,416

See footnotes on reverse page.

Farms with Women Principal Operators





2012 CENSUS OF AGRICULTURE
RACE / ETHNICITY / GENDER PROFILE

Hall County - Nebraska Farms with Women Principal Operators

Selected Highlights

Item	Farms	Quantity
MARKET VALUE OF AGRICULTURAL PRODUCTS SOLD (\$1,000)		
Total value of agricultural products sold	48	709
Value of crops including nursery and greenhouse	15	526
Value of livestock, poultry, and their products	20	183
VALUE OF SALES BY COMMODITY GROUP (\$1,000)		
Grains, oilseeds, dry beans, and dry peas	6	493
Tobacco	-	-
Cotton and cottonseed	-	-
Vegetables, melons, potatoes and sweet potatoes	-	-
Fruits, tree nuts, and berries	-	-
Nursery, greenhouse, floriculture, and sod	1	(D)
Cut Christmas trees and short rotation woody crops	-	-
Other crops and hay	10	(D)
Poultry and eggs	4	(D)
Cattle and calves	9	86
Milk from cows	-	-
Hogs and pigs	-	-
Sheep, goats, wool, mohair, and milk	-	-
Horses, ponies, mules, burros, and donkeys	12	77
Aquaculture	-	-
Other animals and other animal products	1	(D)
TOP CROP ITEMS (acres)		
Corn for grain	5	1,127
Forage, all	24	311
Soybeans for beans	4	178
Winter wheat for grain	1	(D)
Bulbs, corms, rhizomes, and tubers - dry	1	(D)
TOP LIVESTOCK INVENTORY ITEMS (number)		
Horses and ponies	29	264
Cattle and calves	12	140
Layers	4	108
Alpacas	1	(D)
Pullets for laying flock replacement	4	8

Operator Characteristics

Item	Quantity
Primary occupation:	
Farming	5
Other	43
Days worked off farm:	
None	11
Any	37
Years on present farm:	
2 years or less	-
3 to 4 years	3
5 to 9 years	5
10 years or more	40
Age group:	
Under 35 years	6
35 to 44 years	1
45 to 64 years	31
65 years and over	10
Average age of principal operator (years)	56.5

Economic Characteristics

Item	Quantity
Farms by value of sales:	
Less than \$1,000	24
\$1,000 to \$2,499	4
\$2,500 to \$4,999	5
\$5,000 to \$9,999	1
\$10,000 to \$49,999	10
\$50,000 to \$99,999	-
\$100,000 to \$249,999	4
\$250,000 to \$499,999	-
\$500,000 or more	-
Total farm production expenses (\$1,000)	1,868
Average per farm (\$)	38,910
Net cash farm income of operation (\$1,000)	-506
Average per farm (\$)	-10,538
Value of agricultural products sold directly to individuals for human consumption (\$1,000)	
Total organic product sales (\$1,000)	-
Total income from farm-related sources, gross before taxes and expenses (\$1,000)	617

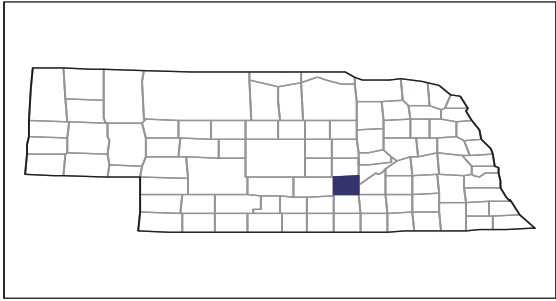
See "Census of Agriculture, Volume 1, Geographic Area Series" for complete footnotes, explanations, definitions, and methodology.

- Represents zero. (D) Withheld to avoid disclosing data for individual operations.

2012 CENSUS OF AGRICULTURE

RACE / ETHNICITY / GENDER PROFILE

Hall County - Nebraska Farms with Spanish, Hispanic, or Latino Operators Compared with All Farms

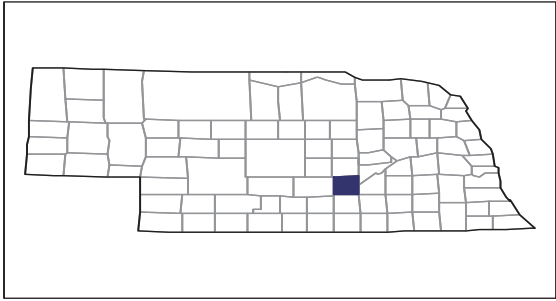


Data are not available at this geographic level for farms with Spanish, Hispanic, or Latino Operators.

2012 CENSUS OF AGRICULTURE

RACE / ETHNICITY / GENDER PROFILE

Hall County - Nebraska Farms with American Indian or Alaska Native Operators Compared with All Farms

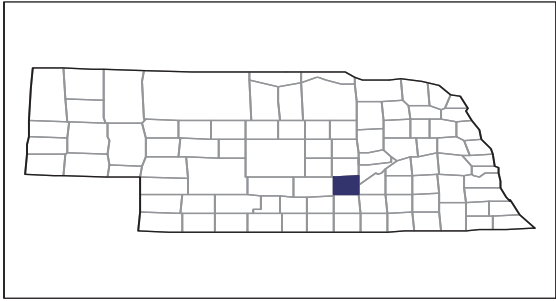


Data are not available at this geographic level for farms with American Indian or Alaska Native Operators.

2012 CENSUS OF AGRICULTURE

RACE / ETHNICITY / GENDER PROFILE

Hall County - Nebraska Farms with Asian Operators Compared with All Farms

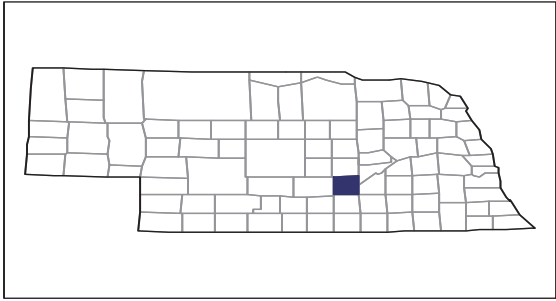


Data are not available at this geographic level for farms with Asian Operators.

2012 CENSUS OF AGRICULTURE

RACE / ETHNICITY / GENDER PROFILE

Hall County - Nebraska Farms with Black or African American Operators Compared with All Farms

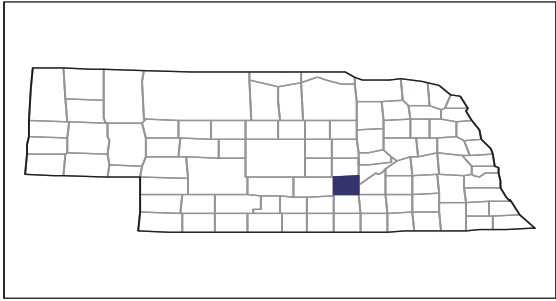


Data are not available at this geographic level for farms with Black or African American Operators.

2012 CENSUS OF AGRICULTURE

RACE / ETHNICITY / GENDER PROFILE

Hall County - Nebraska Farms with Native Hawaiian or Other Pacific Islander Operators Compared with All Farms

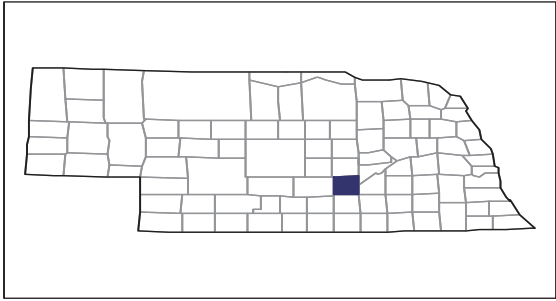


Data are not available at this geographic level for farms with Native Hawaiian or Other Pacific Islander Operators.

2012 CENSUS OF AGRICULTURE

RACE / ETHNICITY / GENDER PROFILE

Hall County - Nebraska Farms with White Operators Compared with All Farms



Data are not available at this geographic level for farms with White Operators.

