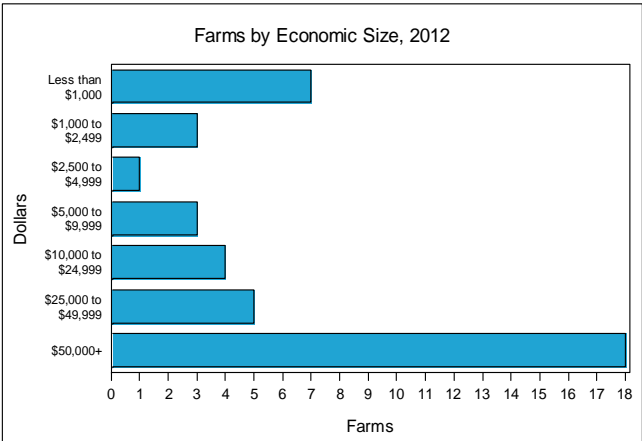
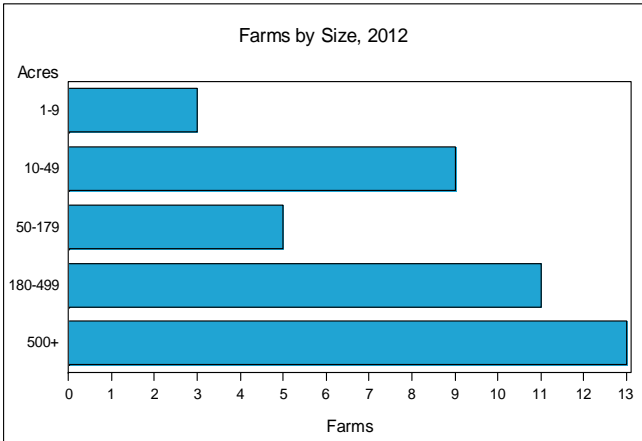


**Perkins County - Nebraska  
 Farms with Women Principal  
 Operators Compared with All Farms**

	<b>Women Principal Operators</b>	<b>All Farms</b>
<b>Number of Farms</b>	41	394
<b>Land in Farms</b>	27,924 acres	556,663 acres
<b>Average Size of Farm</b>	681 acres	1,413 acres
<b>Market Value of Products Sold</b>	\$8,609,000	\$233,135,000
Crop Sales	\$7,964,000	\$182,411,000
Livestock Sales	\$645,000	\$50,724,000
Average Per Farm	\$209,982	\$591,713
<b>Government Payments</b>	\$529,000	\$7,804,000
Average Per Farm Receiving Payments	\$18,233	\$23,088

See footnotes on reverse page.

**Farms with Women Principal Operators**



# 2012 CENSUS OF AGRICULTURE

## RACE / ETHNICITY / GENDER PROFILE

### Perkins County - Nebraska Farms with Women Principal Operators

#### Selected Highlights

Item	Farms	Quantity
<b>MARKET VALUE OF AGRICULTURAL PRODUCTS SOLD (\$1,000)</b>		
Total value of agricultural products sold	41	8,609
Value of crops including nursery and greenhouse	21	7,964
Value of livestock, poultry, and their products	11	645
<b>VALUE OF SALES BY COMMODITY GROUP (\$1,000)</b>		
Grains, oilseeds, dry beans, and dry peas	17	(D)
Tobacco	-	-
Cotton and cottonseed	-	-
Vegetables, melons, potatoes and sweet potatoes	1	(D)
Fruits, tree nuts, and berries	-	-
Nursery, greenhouse, floriculture, and sod	1	(D)
Cut Christmas trees and short rotation woody crops	-	-
Other crops and hay	4	(D)
Poultry and eggs	2	(D)
Cattle and calves	6	(D)
Milk from cows	-	-
Hogs and pigs	-	-
Sheep, goats, wool, mohair, and milk	4	9
Horses, ponies, mules, burros, and donkeys	-	-
Aquaculture	-	-
Other animals and other animal products	-	-
<b>TOP CROP ITEMS (acres)</b>		
Corn for grain	14	10,909
Winter wheat for grain	7	1,847
Forage, all	8	1,214
Corn for silage	1	(D)
Soybeans for beans	1	(D)
<b>TOP LIVESTOCK INVENTORY ITEMS (number)</b>		
Cattle and calves	11	4,065
Sheep and lambs	4	76
Horses and ponies	7	37
Goats, all	1	(D)
Layers	3	(D)

#### Operator Characteristics

Item	Quantity
Primary occupation:	
Farming	14
Other	27
Days worked off farm:	
None	25
Any	16
Years on present farm:	
2 years or less	1
3 to 4 years	3
5 to 9 years	4
10 years or more	33
Age group:	
Under 35 years	3
35 to 44 years	1
45 to 64 years	16
65 years and over	21
Average age of principal operator (years)	65.0

#### Economic Characteristics

Item	Quantity
Farms by value of sales:	
Less than \$1,000	18
\$1,000 to \$2,499	-
\$2,500 to \$4,999	-
\$5,000 to \$9,999	-
\$10,000 to \$49,999	8
\$50,000 to \$99,999	1
\$100,000 to \$249,999	6
\$250,000 to \$499,999	2
\$500,000 or more	6
Total farm production expenses (\$1,000)	6,373
Average per farm (\$)	155,431
Net cash farm income of operation (\$1,000)	3,574
Average per farm (\$)	87,165
Value of agricultural products sold directly to individuals for human consumption (\$1,000)	
Total organic product sales (\$1,000)	-
Total income from farm-related sources, gross before taxes and expenses (\$1,000)	808

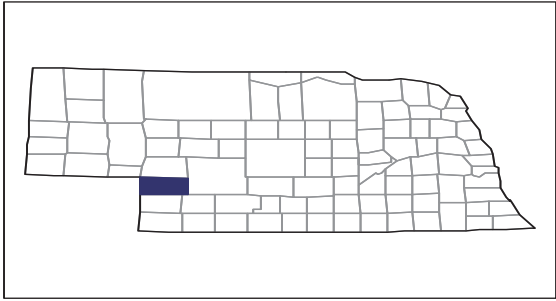
See "Census of Agriculture, Volume 1, Geographic Area Series" for complete footnotes, explanations, definitions, and methodology.

- Represents zero. (D) Withheld to avoid disclosing data for individual operations.

# 2012 CENSUS OF AGRICULTURE

## RACE / ETHNICITY / GENDER PROFILE

### Perkins County - Nebraska Farms with Spanish, Hispanic, or Latino Operators Compared with All Farms



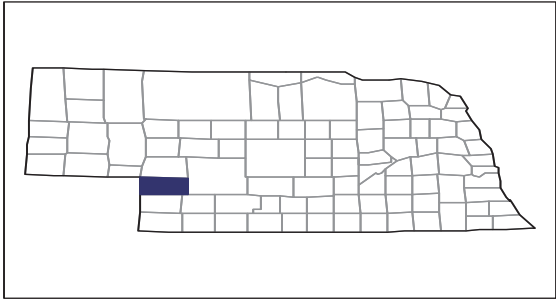
Data are not available at this geographic level for farms with Spanish, Hispanic, or Latino Operators.



# 2012 CENSUS OF AGRICULTURE

## RACE / ETHNICITY / GENDER PROFILE

### Perkins County - Nebraska Farms with American Indian or Alaska Native Operators Compared with All Farms



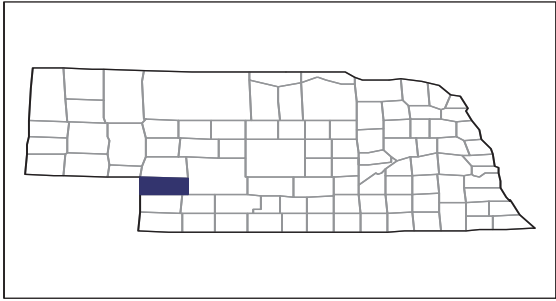
Data are not available at this geographic level for farms with American Indian or Alaska Native Operators.



# 2012 CENSUS OF AGRICULTURE

## RACE / ETHNICITY / GENDER PROFILE

### Perkins County - Nebraska Farms with Asian Operators Compared with All Farms



Data are not available at this geographic level for farms with Asian Operators.

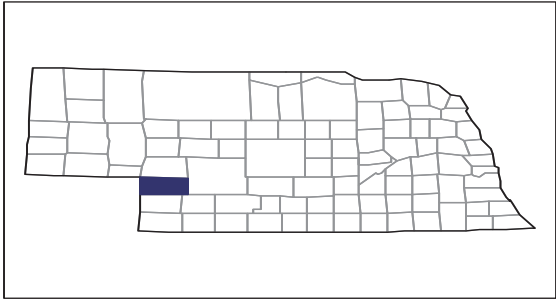




# 2012 CENSUS OF AGRICULTURE

## RACE / ETHNICITY / GENDER PROFILE

### Perkins County - Nebraska Farms with Black or African American Operators Compared with All Farms



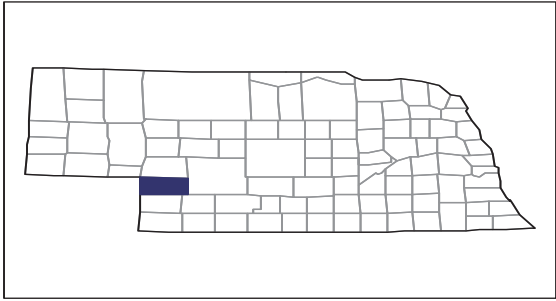
Data are not available at this geographic level for farms with Black or African American Operators.



# 2012 CENSUS OF AGRICULTURE

## RACE / ETHNICITY / GENDER PROFILE

### Perkins County - Nebraska Farms with Native Hawaiian or Other Pacific Islander Operators Compared with All Farms



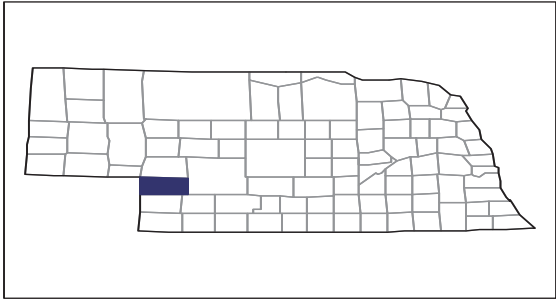
Data are not available at this geographic level for farms with Native Hawaiian or Other Pacific Islander Operators.



# 2012 CENSUS OF AGRICULTURE

## RACE / ETHNICITY / GENDER PROFILE

### Perkins County - Nebraska Farms with White Operators Compared with All Farms



Data are not available at this geographic level for farms with White Operators.

