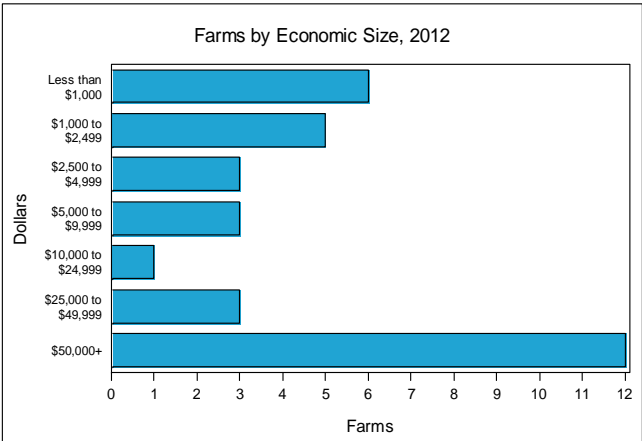
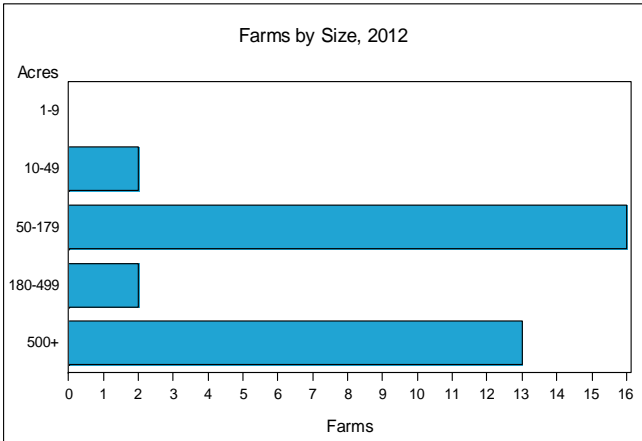


**Sioux County - Nebraska
 Farms with Women Principal
 Operators Compared with All Farms**

	Women Principal Operators	All Farms
Number of Farms	33	354
Land in Farms	43,283 acres	1,224,389 acres
Average Size of Farm	1,312 acres	3,459 acres
Market Value of Products Sold	\$3,232,000	\$146,006,000
Crop Sales	\$386,000	\$29,702,000
Livestock Sales	\$2,846,000	\$116,304,000
Average Per Farm	\$97,931	\$412,446
Government Payments	\$67,000	\$1,338,000
Average Per Farm Receiving Payments	\$6,092	\$8,207

See footnotes on reverse page.

Farms with Women Principal Operators





2012 CENSUS OF AGRICULTURE
RACE / ETHNICITY / GENDER PROFILE

Sioux County - Nebraska Farms with Women Principal Operators

Selected Highlights

Item	Farms	Quantity
MARKET VALUE OF AGRICULTURAL PRODUCTS SOLD (\$1,000)		
Total value of agricultural products sold	33	3,232
Value of crops including nursery and greenhouse	12	386
Value of livestock, poultry, and their products	20	2,846
VALUE OF SALES BY COMMODITY GROUP (\$1,000)		
Grains, oilseeds, dry beans, and dry peas	4	174
Tobacco	-	-
Cotton and cottonseed	-	-
Vegetables, melons, potatoes and sweet potatoes	5	68
Fruits, tree nuts, and berries	2	(D)
Nursery, greenhouse, floriculture, and sod	3	(D)
Cut Christmas trees and short rotation woody crops	-	-
Other crops and hay	6	(D)
Poultry and eggs	4	1
Cattle and calves	15	(D)
Milk from cows	-	-
Hogs and pigs	-	-
Sheep, goats, wool, mohair, and milk	-	-
Horses, ponies, mules, burros, and donkeys	2	(D)
Aquaculture	-	-
Other animals and other animal products	2	(D)
TOP CROP ITEMS (acres)		
Forage, all	8	369
Winter wheat for grain	1	(D)
Corn for grain	3	108
Land in Berries	2	(D)
Vegetables harvested, all	5	7
TOP LIVESTOCK INVENTORY ITEMS (number)		
Cattle and calves	17	1,861
Horses and ponies	19	114
Layers	6	46
Pullets for laying flock replacement	2	(D)
Broilers and other meat-type chickens	2	(D)

Operator Characteristics

Item	Quantity
Primary occupation:	
Farming	21
Other	12
Days worked off farm:	
None	11
Any	22
Years on present farm:	
2 years or less	-
3 to 4 years	4
5 to 9 years	11
10 years or more	18
Age group:	
Under 35 years	5
35 to 44 years	4
45 to 64 years	12
65 years and over	12
Average age of principal operator (years)	56.5

Economic Characteristics

Item	Quantity
Farms by value of sales:	
Less than \$1,000	9
\$1,000 to \$2,499	3
\$2,500 to \$4,999	3
\$5,000 to \$9,999	2
\$10,000 to \$49,999	4
\$50,000 to \$99,999	4
\$100,000 to \$249,999	4
\$250,000 to \$499,999	2
\$500,000 or more	2
Total farm production expenses (\$1,000)	2,160
Average per farm (\$)	65,445
Net cash farm income of operation (\$1,000)	1,252
Average per farm (\$)	37,940
Value of agricultural products sold directly to individuals for human consumption (\$1,000)	31
Total organic product sales (\$1,000)	-
Total income from farm-related sources, gross before taxes and expenses (\$1,000)	113

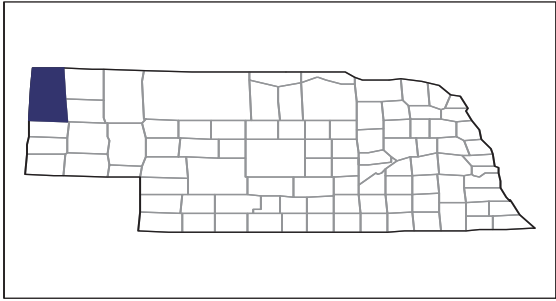
See "Census of Agriculture, Volume 1, Geographic Area Series" for complete footnotes, explanations, definitions, and methodology.

- Represents zero. (D) Withheld to avoid disclosing data for individual operations.

2012 CENSUS OF AGRICULTURE

RACE / ETHNICITY / GENDER PROFILE

Sioux County - Nebraska Farms with Spanish, Hispanic, or Latino Operators Compared with All Farms

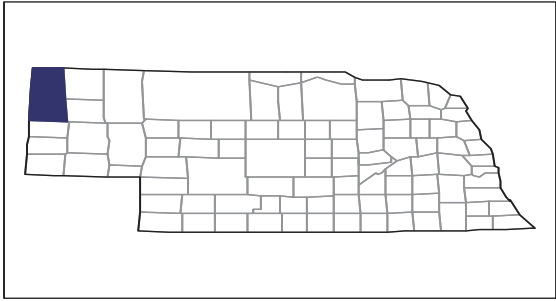


Data are not available at this geographic level for farms with Spanish, Hispanic, or Latino Operators.

2012 CENSUS OF AGRICULTURE

RACE / ETHNICITY / GENDER PROFILE

Sioux County - Nebraska Farms with American Indian or Alaska Native Operators Compared with All Farms



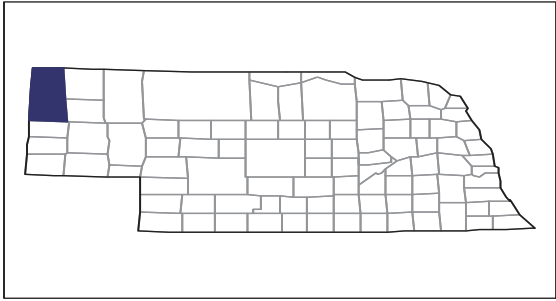
Data are not available at this geographic level for farms with American Indian or Alaska Native Operators.



2012 CENSUS OF AGRICULTURE

RACE / ETHNICITY / GENDER PROFILE

Sioux County - Nebraska Farms with Asian Operators Compared with All Farms

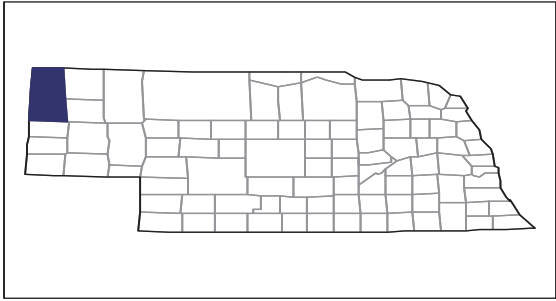


Data are not available at this geographic level for farms with Asian Operators.

2012 CENSUS OF AGRICULTURE

RACE / ETHNICITY / GENDER PROFILE

Sioux County - Nebraska Farms with Black or African American Operators Compared with All Farms

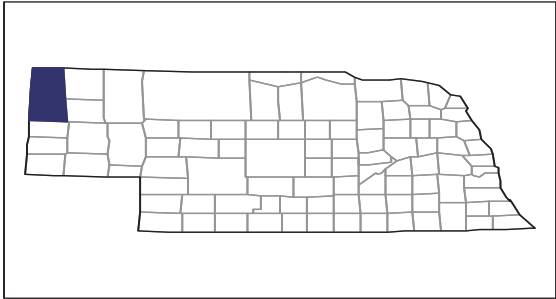


Data are not available at this geographic level for farms with Black or African American Operators.

2012 CENSUS OF AGRICULTURE

RACE / ETHNICITY / GENDER PROFILE

Sioux County - Nebraska Farms with Native Hawaiian or Other Pacific Islander Operators Compared with All Farms

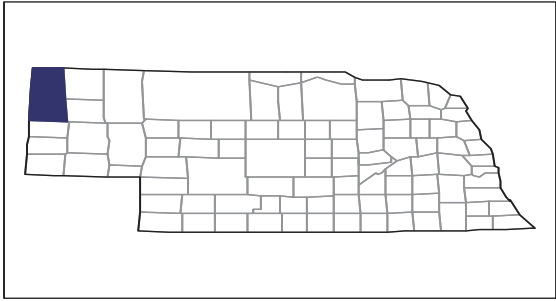


Data are not available at this geographic level for farms with Native Hawaiian or Other Pacific Islander Operators.

2012 CENSUS OF AGRICULTURE

RACE / ETHNICITY / GENDER PROFILE

Sioux County - Nebraska Farms with White Operators Compared with All Farms



Data are not available at this geographic level for farms with White Operators.

