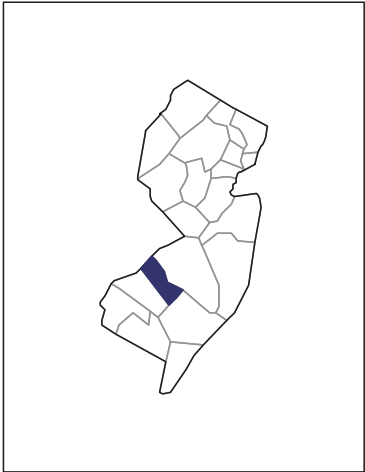


2012 CENSUS OF AGRICULTURE

RACE / ETHNICITY / GENDER PROFILE

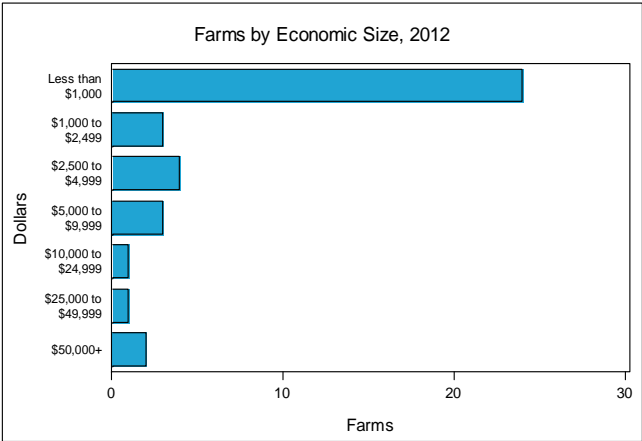
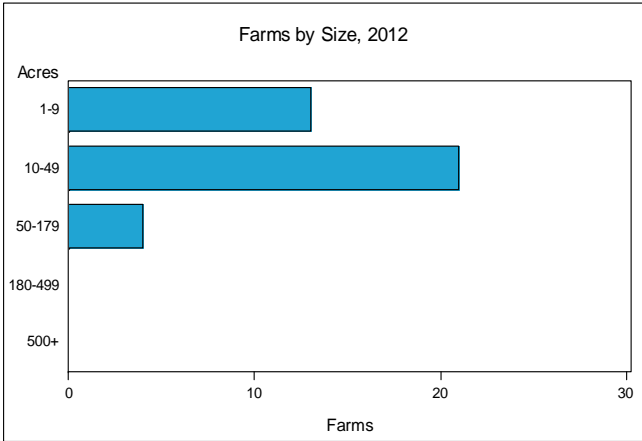
Camden County - New Jersey Farms with Women Principal Operators Compared with All Farms




	Women Principal Operators	All Farms
Number of Farms	38	175
Land in Farms	809 acres	7,143 acres
Average Size of Farm	21 acres	41 acres
Market Value of Products Sold	\$639,000	\$16,017,000
Crop Sales	\$627,000	\$15,884,000
Livestock Sales	\$12,000	\$133,000
Average Per Farm	\$16,826	\$91,528
Government Payments	-	\$20,000
Average Per Farm Receiving Payments	-	\$1,960

See footnotes on reverse page.

Farms with Women Principal Operators





2012 CENSUS OF AGRICULTURE
RACE / ETHNICITY / GENDER PROFILE

Camden County - New Jersey Farms with Women Principal Operators

Selected Highlights

Item	Farms	Quantity
MARKET VALUE OF AGRICULTURAL PRODUCTS SOLD (\$1,000)		
Total value of agricultural products sold	38	639
Value of crops including nursery and greenhouse	20	627
Value of livestock, poultry, and their products	9	12
VALUE OF SALES BY COMMODITY GROUP (\$1,000)		
Grains, oilseeds, dry beans, and dry peas	3	13
Tobacco	-	-
Cotton and cottonseed	-	-
Vegetables, melons, potatoes and sweet potatoes	3	(D)
Fruits, tree nuts, and berries	5	22
Nursery, greenhouse, floriculture, and sod	2	(D)
Cut Christmas trees and short rotation woody crops	7	3
Other crops and hay	4	6
Poultry and eggs	4	3
Cattle and calves	1	(D)
Milk from cows	-	-
Hogs and pigs	1	(D)
Sheep, goats, wool, mohair, and milk	1	(D)
Horses, ponies, mules, burros, and donkeys	3	(D)
Aquaculture	-	-
Other animals and other animal products	1	(D)
TOP CROP ITEMS (acres)		
Forage, all	14	145
Vegetables harvested, all	3	(D)
Soybeans for beans	2	(D)
Cut Christmas trees	7	51
Onions, green	1	(D)
TOP LIVESTOCK INVENTORY ITEMS (number)		
Layers	6	194
Horses and ponies	20	138
Guineas	1	(D)
Rabbits, live	2	(D)
Broilers and other meat-type chickens	1	(D)

Operator Characteristics

Item	Quantity
Primary occupation:	
Farming	15
Other	23
Days worked off farm:	
None	12
Any	26
Years on present farm:	
2 years or less	1
3 to 4 years	4
5 to 9 years	5
10 years or more	28
Age group:	
Under 35 years	-
35 to 44 years	3
45 to 64 years	25
65 years and over	10
Average age of principal operator (years)	59.0

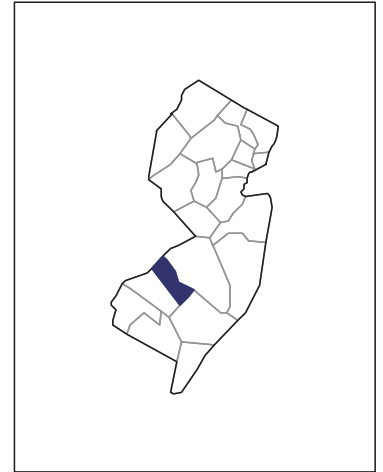
Economic Characteristics

Item	Quantity
Farms by value of sales:	
Less than \$1,000	24
\$1,000 to \$2,499	3
\$2,500 to \$4,999	4
\$5,000 to \$9,999	3
\$10,000 to \$49,999	2
\$50,000 to \$99,999	1
\$100,000 to \$249,999	-
\$250,000 to \$499,999	1
\$500,000 or more	-
Total farm production expenses (\$1,000)	1,044
Average per farm (\$)	27,480
Net cash farm income of operation (\$1,000)	-324
Average per farm (\$)	-8,525
Value of agricultural products sold directly to individuals for human consumption (\$1,000)	12
Total organic product sales (\$1,000)	-
Total income from farm-related sources, gross before taxes and expenses (\$1,000)	81

See "Census of Agriculture, Volume 1, Geographic Area Series" for complete footnotes, explanations, definitions, and methodology.
 - Represents zero. (D) Withheld to avoid disclosing data for individual operations.

2012 CENSUS OF AGRICULTURE
RACE / ETHNICITY / GENDER PROFILE

**Camden County - New Jersey
Farms with Spanish, Hispanic, or
Latino Operators Compared with All
Farms**



Data are not available at this geographic level for farms with Spanish, Hispanic, or Latino Operators.

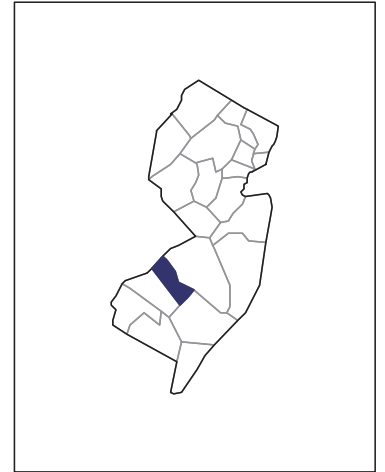


US Department of Agriculture
National Agricultural Statistics Service

www.agcensus.usda.gov

2012 CENSUS OF AGRICULTURE
RACE / ETHNICITY / GENDER PROFILE

**Camden County - New Jersey
Farms with American Indian or Alaska
Native Operators Compared with All
Farms**



Data are not available at this geographic level for farms with American Indian or Alaska Native Operators.

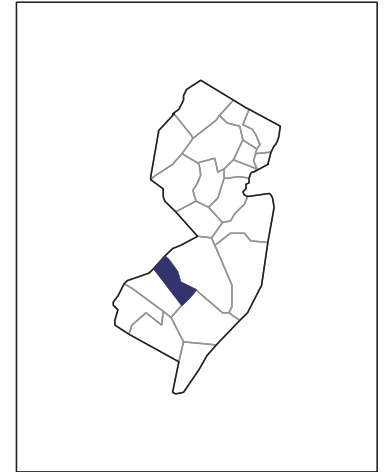


US Department of Agriculture
National Agricultural Statistics Service

www.agcensus.usda.gov

2012 CENSUS OF AGRICULTURE
RACE / ETHNICITY / GENDER PROFILE

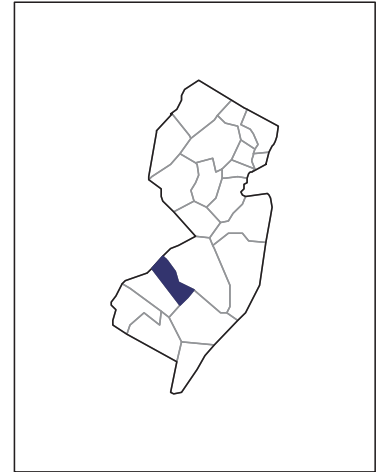
Camden County - New Jersey
Farms with Asian Operators Compared
with All Farms



Data are not available at this geographic level for farms with Asian Operators.

2012 CENSUS OF AGRICULTURE
RACE / ETHNICITY / GENDER PROFILE

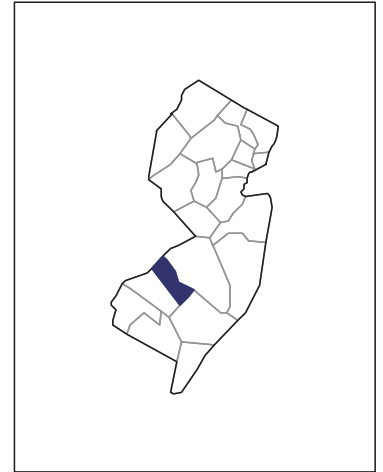
Camden County - New Jersey
Farms with Black or African American
Operators Compared with All Farms



Data are not available at this geographic level for farms with Black or African American Operators.

2012 CENSUS OF AGRICULTURE
RACE / ETHNICITY / GENDER PROFILE

**Camden County - New Jersey
Farms with Native Hawaiian or Other
Pacific Islander Operators Compared
with All Farms**



Data are not available at this geographic level for farms with Native Hawaiian or Other Pacific Islander Operators.

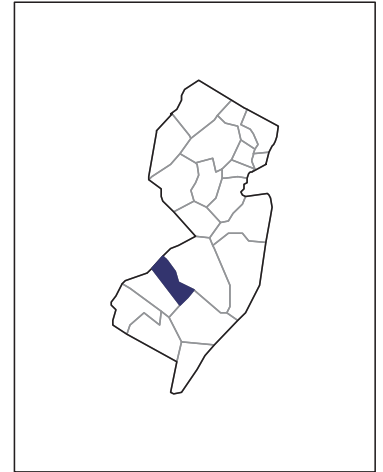


US Department of Agriculture
National Agricultural Statistics Service

www.agcensus.usda.gov

2012 CENSUS OF AGRICULTURE
RACE / ETHNICITY / GENDER PROFILE

Camden County - New Jersey
Farms with White Operators Compared
with All Farms



Data are not available at this geographic level for farms with White Operators.

