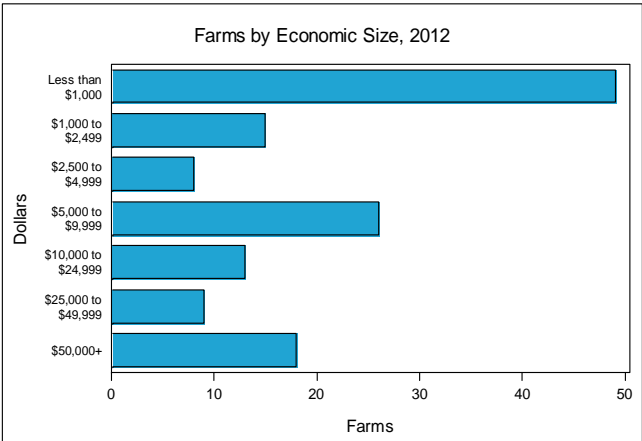
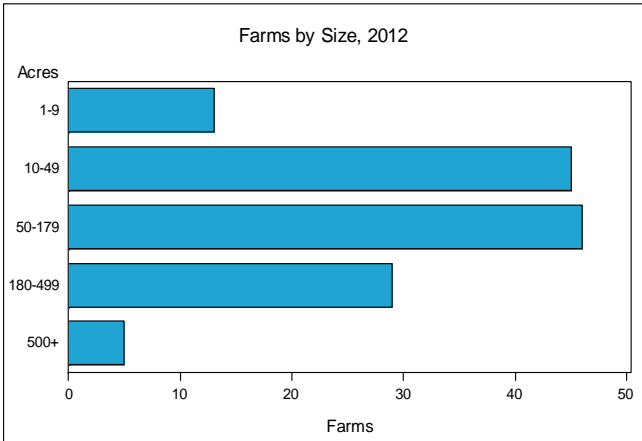


**Jefferson County - New York
 Farms with Women Principal
 Operators Compared with All Farms**

	Women Principal Operators	All Farms
Number of Farms	138	876
Land in Farms	18,923 acres	290,811 acres
Average Size of Farm	137 acres	332 acres
Market Value of Products Sold	\$3,667,000	\$183,567,000
Crop Sales	\$1,946,000	\$45,254,000
Livestock Sales	\$1,721,000	\$138,313,000
Average Per Farm	\$26,574	\$209,551
Government Payments	\$71,000	\$2,974,000
Average Per Farm Receiving Payments	\$5,091	\$10,777

See footnotes on reverse page.

Farms with Women Principal Operators





2012 CENSUS OF AGRICULTURE
RACE / ETHNICITY / GENDER PROFILE

Jefferson County - New York Farms with Women Principal Operators

Selected Highlights

Item	Farms	Quantity
MARKET VALUE OF AGRICULTURAL PRODUCTS SOLD (\$1,000)		
Total value of agricultural products sold	138	3,667
Value of crops including nursery and greenhouse	65	1,946
Value of livestock, poultry, and their products	80	1,721
VALUE OF SALES BY COMMODITY GROUP (\$1,000)		
Grains, oilseeds, dry beans, and dry peas	11	863
Tobacco	-	-
Cotton and cottonseed	-	-
Vegetables, melons, potatoes and sweet potatoes	15	122
Fruits, tree nuts, and berries	9	13
Nursery, greenhouse, floriculture, and sod	6	39
Cut Christmas trees and short rotation woody crops	-	-
Other crops and hay	47	908
Poultry and eggs	27	18
Cattle and calves	32	(D)
Milk from cows	12	952
Hogs and pigs	11	37
Sheep, goats, wool, mohair, and milk	12	22
Horses, ponies, mules, burros, and donkeys	19	49
Aquaculture	-	-
Other animals and other animal products	8	(D)
TOP CROP ITEMS (acres)		
Forage, all	81	7,599
Corn for silage	5	874
Corn for grain	10	386
Soybeans for beans	3	(D)
Vegetables harvested, all	15	13
TOP LIVESTOCK INVENTORY ITEMS (number)		
Cattle and calves	58	1,986
Layers	39	931
Horses and ponies	68	541
Broilers and other meat-type chickens	9	408
Sheep and lambs	13	355

Operator Characteristics

Item	Quantity
Primary occupation:	
Farming	73
Other	65
Days worked off farm:	
None	57
Any	81
Years on present farm:	
2 years or less	9
3 to 4 years	18
5 to 9 years	26
10 years or more	85
Age group:	
Under 35 years	11
35 to 44 years	19
45 to 64 years	81
65 years and over	27
Average age of principal operator (years)	54.6

Economic Characteristics

Item	Quantity
Farms by value of sales:	
Less than \$1,000	50
\$1,000 to \$2,499	14
\$2,500 to \$4,999	8
\$5,000 to \$9,999	26
\$10,000 to \$49,999	23
\$50,000 to \$99,999	9
\$100,000 to \$249,999	5
\$250,000 to \$499,999	2
\$500,000 or more	1
Total farm production expenses (\$1,000)	3,886
Average per farm (\$)	28,161
Net cash farm income of operation (\$1,000)	317
Average per farm (\$)	2,296
Value of agricultural products sold directly to individuals for human consumption (\$1,000)	58
Total organic product sales (\$1,000)	190
Total income from farm-related sources, gross before taxes and expenses (\$1,000)	465

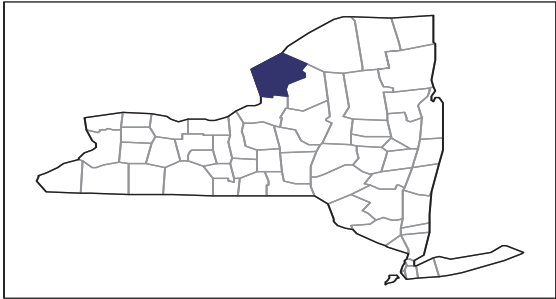
See "Census of Agriculture, Volume 1, Geographic Area Series" for complete footnotes, explanations, definitions, and methodology.

- Represents zero. (D) Withheld to avoid disclosing data for individual operations.

2012 CENSUS OF AGRICULTURE

RACE / ETHNICITY / GENDER PROFILE

Jefferson County - New York Farms with Spanish, Hispanic, or Latino Operators Compared with All Farms

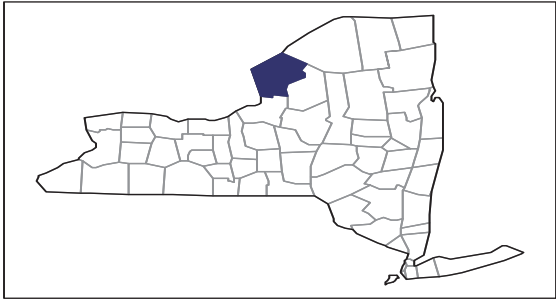


Data are not available at this geographic level for farms with Spanish, Hispanic, or Latino Operators.

2012 CENSUS OF AGRICULTURE

RACE / ETHNICITY / GENDER PROFILE

Jefferson County - New York Farms with American Indian or Alaska Native Operators Compared with All Farms



Data are not available at this geographic level for farms with American Indian or Alaska Native Operators.



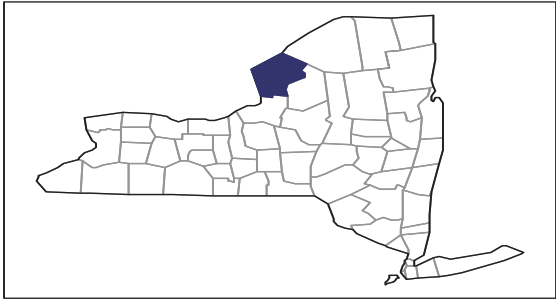
US Department of Agriculture
National Agricultural Statistics Service

www.agcensus.usda.gov

2012 CENSUS OF AGRICULTURE

RACE / ETHNICITY / GENDER PROFILE

Jefferson County - New York Farms with Asian Operators Compared with All Farms

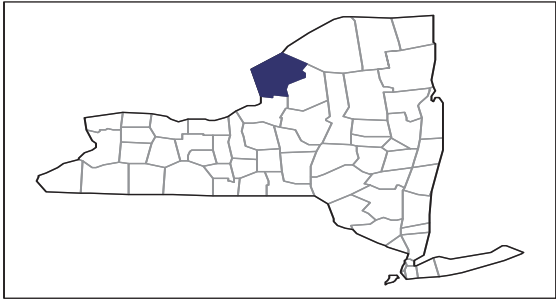


Data are not available at this geographic level for farms with Asian Operators.

2012 CENSUS OF AGRICULTURE

RACE / ETHNICITY / GENDER PROFILE

Jefferson County - New York Farms with Black or African American Operators Compared with All Farms



Data are not available at this geographic level for farms with Black or African American Operators.



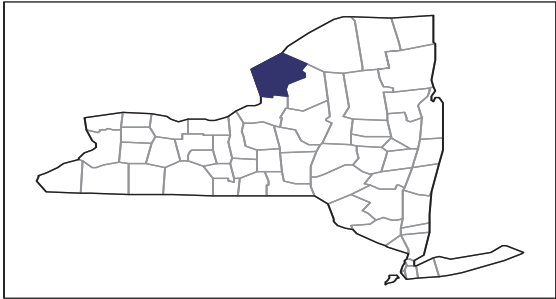
US Department of Agriculture
National Agricultural Statistics Service

www.agcensus.usda.gov

2012 CENSUS OF AGRICULTURE

RACE / ETHNICITY / GENDER PROFILE

Jefferson County - New York Farms with Native Hawaiian or Other Pacific Islander Operators Compared with All Farms

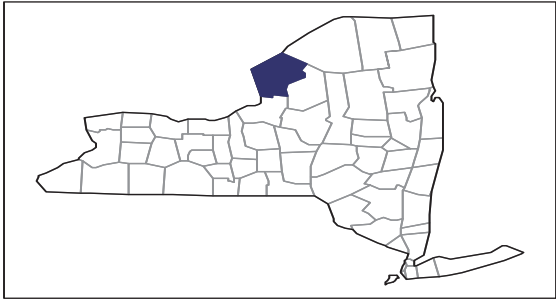


Data are not available at this geographic level for farms with Native Hawaiian or Other Pacific Islander Operators.

2012 CENSUS OF AGRICULTURE

RACE / ETHNICITY / GENDER PROFILE

Jefferson County - New York Farms with White Operators Compared with All Farms



Data are not available at this geographic level for farms with White Operators.

