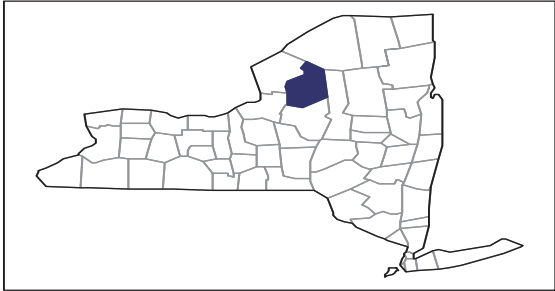


2012 CENSUS OF AGRICULTURE

RACE / ETHNICITY / GENDER PROFILE

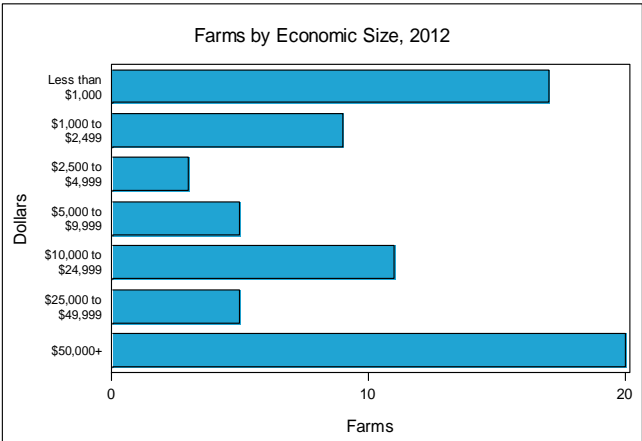
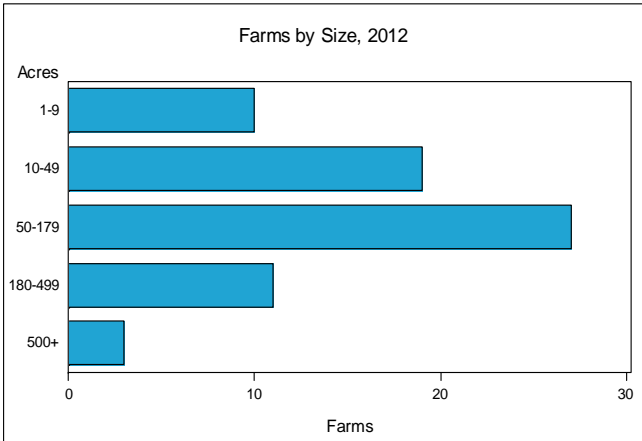


Lewis County - New York Farms with Women Principal Operators Compared with All Farms

	Women Principal Operators	All Farms
Number of Farms	70	634
Land in Farms	8,225 acres	181,741 acres
Average Size of Farm	118 acres	287 acres
Market Value of Products Sold	\$3,880,000	\$137,040,000
Crop Sales	\$922,000	\$23,634,000
Livestock Sales	\$2,958,000	\$113,406,000
Average Per Farm	\$55,428	\$216,152
Government Payments	\$57,000	\$2,400,000
Average Per Farm Receiving Payments	\$7,072	\$10,043

See footnotes on reverse page.

Farms with Women Principal Operators





2012 CENSUS OF AGRICULTURE
RACE / ETHNICITY / GENDER PROFILE

Lewis County - New York Farms with Women Principal Operators

Selected Highlights

Item	Farms	Quantity
MARKET VALUE OF AGRICULTURAL PRODUCTS SOLD (\$1,000)		
Total value of agricultural products sold	70	3,880
Value of crops including nursery and greenhouse	34	922
Value of livestock, poultry, and their products	44	2,958
VALUE OF SALES BY COMMODITY GROUP (\$1,000)		
Grains, oilseeds, dry beans, and dry peas	5	44
Tobacco	-	-
Cotton and cottonseed	-	-
Vegetables, melons, potatoes and sweet potatoes	8	(D)
Fruits, tree nuts, and berries	4	(D)
Nursery, greenhouse, floriculture, and sod	6	469
Cut Christmas trees and short rotation woody crops	-	-
Other crops and hay	22	278
Poultry and eggs	9	2
Cattle and calves	22	1,361
Milk from cows	9	1,359
Hogs and pigs	7	1
Sheep, goats, wool, mohair, and milk	10	171
Horses, ponies, mules, burros, and donkeys	8	20
Aquaculture	-	-
Other animals and other animal products	7	45
TOP CROP ITEMS (acres)		
Forage, all	33	2,682
Corn for silage	5	359
Corn for grain	2	(D)
Grapes	1	(D)
Nursery stock crops	4	(D)
TOP LIVESTOCK INVENTORY ITEMS (number)		
Cattle and calves	28	1,689
Goats, all	10	214
Layers	14	187
Broilers and other meat-type chickens	6	(D)
Horses and ponies	26	138

Operator Characteristics

Item	Quantity
Primary occupation:	
Farming	28
Other	42
Days worked off farm:	
None	22
Any	48
Years on present farm:	
2 years or less	2
3 to 4 years	5
5 to 9 years	26
10 years or more	37
Age group:	
Under 35 years	7
35 to 44 years	15
45 to 64 years	36
65 years and over	12
Average age of principal operator (years)	51.7

Economic Characteristics

Item	Quantity
Farms by value of sales:	
Less than \$1,000	17
\$1,000 to \$2,499	9
\$2,500 to \$4,999	3
\$5,000 to \$9,999	5
\$10,000 to \$49,999	16
\$50,000 to \$99,999	7
\$100,000 to \$249,999	6
\$250,000 to \$499,999	7
\$500,000 or more	-
Total farm production expenses (\$1,000)	3,637
Average per farm (\$)	51,960
Net cash farm income of operation (\$1,000)	516
Average per farm (\$)	7,371
Value of agricultural products sold directly to individuals for human consumption (\$1,000)	98
Total organic product sales (\$1,000)	(D)
Total income from farm-related sources, gross before taxes and expenses (\$1,000)	217

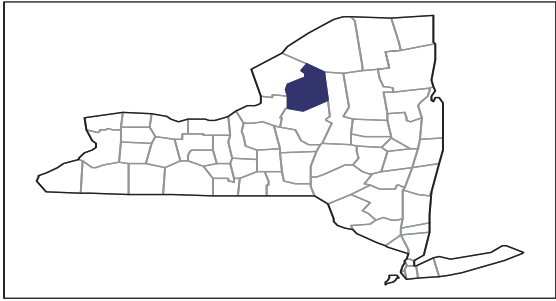
See "Census of Agriculture, Volume 1, Geographic Area Series" for complete footnotes, explanations, definitions, and methodology.

- Represents zero. (D) Withheld to avoid disclosing data for individual operations.

2012 CENSUS OF AGRICULTURE

RACE / ETHNICITY / GENDER PROFILE

Lewis County - New York Farms with Spanish, Hispanic, or Latino Operators Compared with All Farms

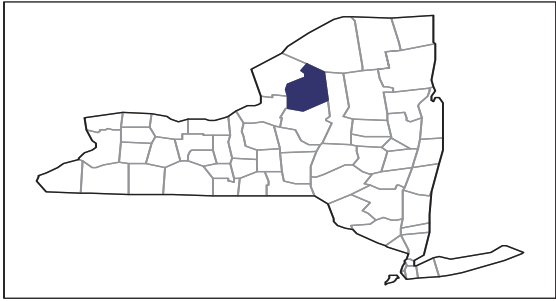


Data are not available at this geographic level for farms with Spanish, Hispanic, or Latino Operators.

2012 CENSUS OF AGRICULTURE

RACE / ETHNICITY / GENDER PROFILE

Lewis County - New York Farms with American Indian or Alaska Native Operators Compared with All Farms

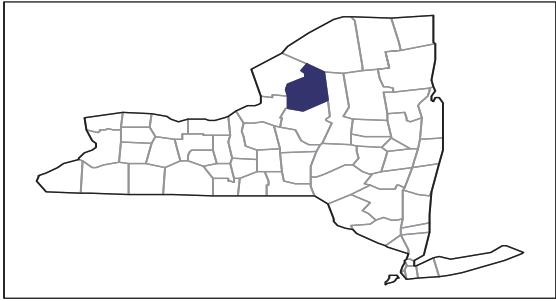


Data are not available at this geographic level for farms with American Indian or Alaska Native Operators.

2012 CENSUS OF AGRICULTURE

RACE / ETHNICITY / GENDER PROFILE

Lewis County - New York Farms with Asian Operators Compared with All Farms

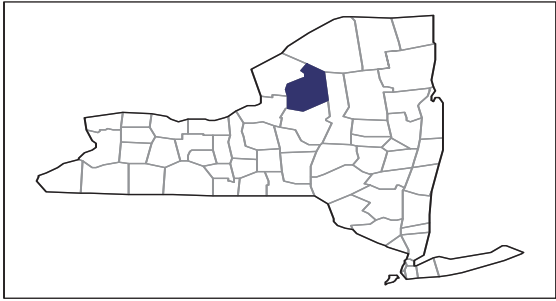


Data are not available at this geographic level for farms with Asian Operators.

2012 CENSUS OF AGRICULTURE

RACE / ETHNICITY / GENDER PROFILE

Lewis County - New York Farms with Black or African American Operators Compared with All Farms

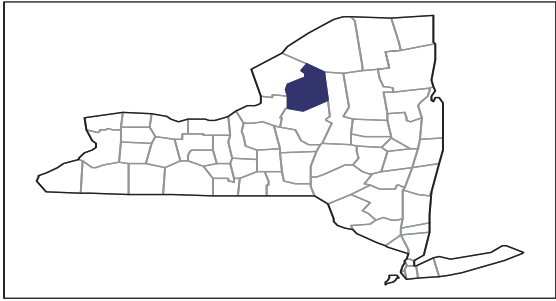


Data are not available at this geographic level for farms with Black or African American Operators.

2012 CENSUS OF AGRICULTURE

RACE / ETHNICITY / GENDER PROFILE

Lewis County - New York Farms with Native Hawaiian or Other Pacific Islander Operators Compared with All Farms



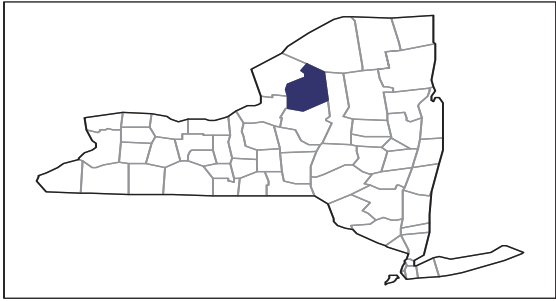
Data are not available at this geographic level for farms with Native Hawaiian or Other Pacific Islander Operators.



2012 CENSUS OF AGRICULTURE

RACE / ETHNICITY / GENDER PROFILE

Lewis County - New York Farms with White Operators Compared with All Farms



Data are not available at this geographic level for farms with White Operators.



