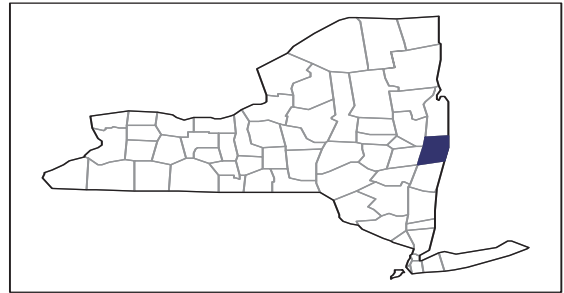


2012 CENSUS OF AGRICULTURE

RACE / ETHNICITY / GENDER PROFILE

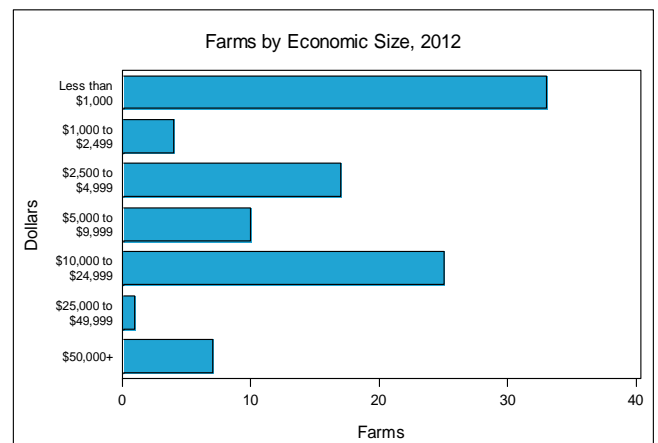
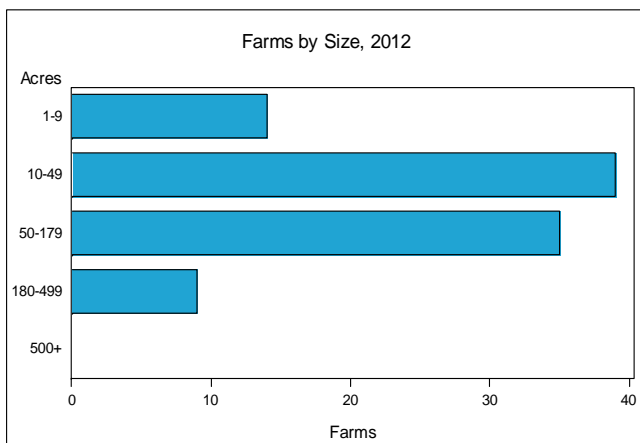


Rensselaer County - New York Farms with Women Principal Operators Compared with All Farms

	Women Principal Operators	All Farms
Number of Farms	97	495
Land in Farms	7,541 acres	88,763 acres
Average Size of Farm	78 acres	179 acres
Market Value of Products Sold	\$1,085,000	\$53,066,000
Crop Sales	\$876,000	\$28,075,000
Livestock Sales	\$209,000	\$24,991,000
Average Per Farm	\$11,183	\$107,204
Government Payments	\$4,000	\$733,000
Average Per Farm Receiving Payments	\$320	\$4,855

See footnotes on reverse page.

Farms with Women Principal Operators





2012 CENSUS OF AGRICULTURE
RACE / ETHNICITY / GENDER PROFILE

Rensselaer County - New York Farms with Women Principal Operators

Selected Highlights

Item	Farms	Quantity
MARKET VALUE OF AGRICULTURAL PRODUCTS SOLD (\$1,000)		
Total value of agricultural products sold	97	1,085
Value of crops including nursery and greenhouse	52	876
Value of livestock, poultry, and their products	49	209
VALUE OF SALES BY COMMODITY GROUP (\$1,000)		
Grains, oilseeds, dry beans, and dry peas	-	-
Tobacco	-	-
Cotton and cottonseed	-	-
Vegetables, melons, potatoes and sweet potatoes	22	258
Fruits, tree nuts, and berries	12	177
Nursery, greenhouse, floriculture, and sod	16	264
Cut Christmas trees and short rotation woody crops	-	-
Other crops and hay	28	177
Poultry and eggs	17	(D)
Cattle and calves	12	66
Milk from cows	1	(D)
Hogs and pigs	5	6
Sheep, goats, wool, mohair, and milk	13	24
Horses, ponies, mules, burros, and donkeys	12	39
Aquaculture	-	-
Other animals and other animal products	4	3
TOP CROP ITEMS (acres)		
Forage, all	36	1,438
Vegetables harvested, all	22	68
Land in Berries	16	26
Sweet corn	6	20
Blueberries, tame	13	16
TOP LIVESTOCK INVENTORY ITEMS (number)		
Horses and ponies	47	623
Layers	23	568
Pullets for laying flock replacement	4	390
Sheep and lambs	21	322
Geese	10	124

Operator Characteristics

Item	Quantity
Primary occupation:	
Farming	42
Other	55
Days worked off farm:	
None	33
Any	64
Years on present farm:	
2 years or less	8
3 to 4 years	-
5 to 9 years	21
10 years or more	68
Age group:	
Under 35 years	14
35 to 44 years	19
45 to 64 years	40
65 years and over	24
Average age of principal operator (years)	53.5

Economic Characteristics

Item	Quantity
Farms by value of sales:	
Less than \$1,000	33
\$1,000 to \$2,499	4
\$2,500 to \$4,999	17
\$5,000 to \$9,999	10
\$10,000 to \$49,999	26
\$50,000 to \$99,999	6
\$100,000 to \$249,999	1
\$250,000 to \$499,999	-
\$500,000 or more	-
Total farm production expenses (\$1,000)	3,288
Average per farm (\$)	33,900
Net cash farm income of operation (\$1,000)	-1,806
Average per farm (\$)	-18,614
Value of agricultural products sold directly to individuals for human consumption (\$1,000)	322
Total organic product sales (\$1,000)	(D)
Total income from farm-related sources, gross before taxes and expenses (\$1,000)	394

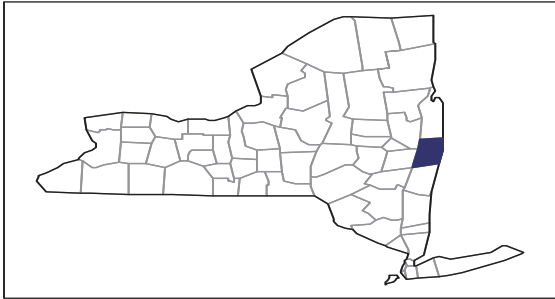
See "Census of Agriculture, Volume 1, Geographic Area Series" for complete footnotes, explanations, definitions, and methodology.

- Represents zero. (D) Withheld to avoid disclosing data for individual operations.

2012 CENSUS OF AGRICULTURE

RACE / ETHNICITY / GENDER PROFILE

Rensselaer County - New York Farms with Spanish, Hispanic, or Latino Operators Compared with All Farms

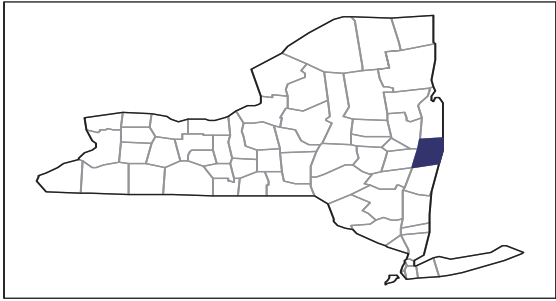


Data are not available at this geographic level for farms with Spanish, Hispanic, or Latino Operators.

2012 CENSUS OF AGRICULTURE

RACE / ETHNICITY / GENDER PROFILE

Rensselaer County - New York Farms with American Indian or Alaska Native Operators Compared with All Farms



Data are not available at this geographic level for farms with American Indian or Alaska Native Operators.



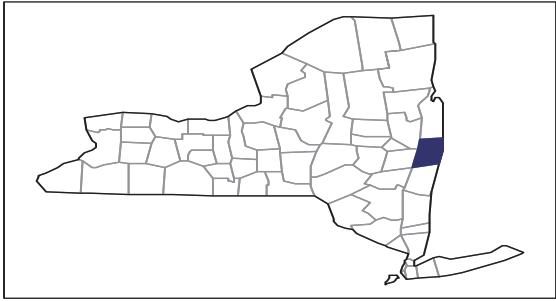
US Department of Agriculture
National Agricultural Statistics Service

www.agcensus.usda.gov

2012 CENSUS OF AGRICULTURE

RACE / ETHNICITY / GENDER PROFILE

Rensselaer County - New York Farms with Asian Operators Compared with All Farms

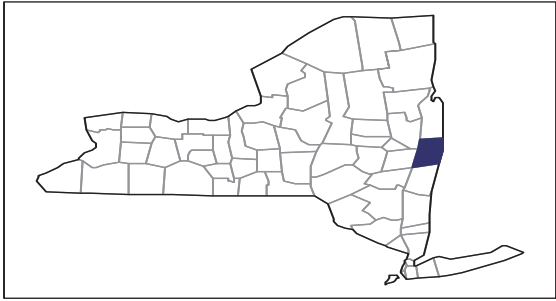


Data are not available at this geographic level for farms with Asian Operators.

2012 CENSUS OF AGRICULTURE

RACE / ETHNICITY / GENDER PROFILE

Rensselaer County - New York Farms with Black or African American Operators Compared with All Farms

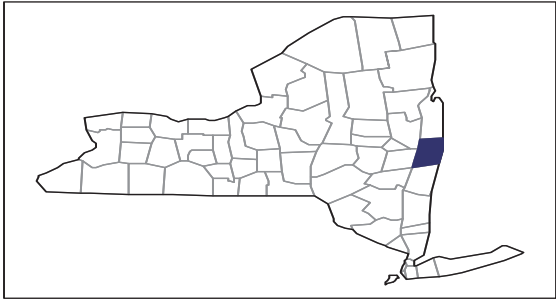


Data are not available at this geographic level for farms with Black or African American Operators.

2012 CENSUS OF AGRICULTURE

RACE / ETHNICITY / GENDER PROFILE

Rensselaer County - New York Farms with Native Hawaiian or Other Pacific Islander Operators Compared with All Farms

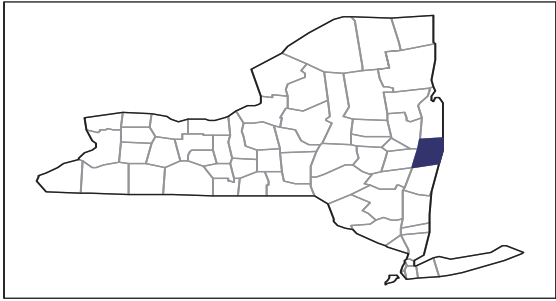


Data are not available at this geographic level for farms with Native Hawaiian or Other Pacific Islander Operators.

2012 CENSUS OF AGRICULTURE

RACE / ETHNICITY / GENDER PROFILE

Rensselaer County - New York Farms with White Operators Compared with All Farms



Data are not available at this geographic level for farms with White Operators.

