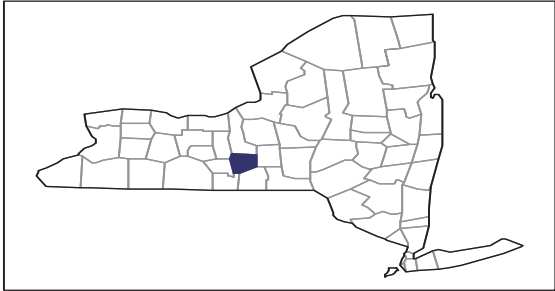


# 2012 CENSUS OF AGRICULTURE

## RACE / ETHNICITY / GENDER PROFILE

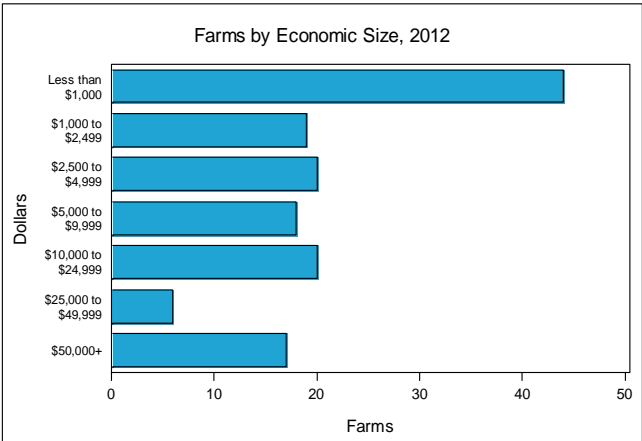
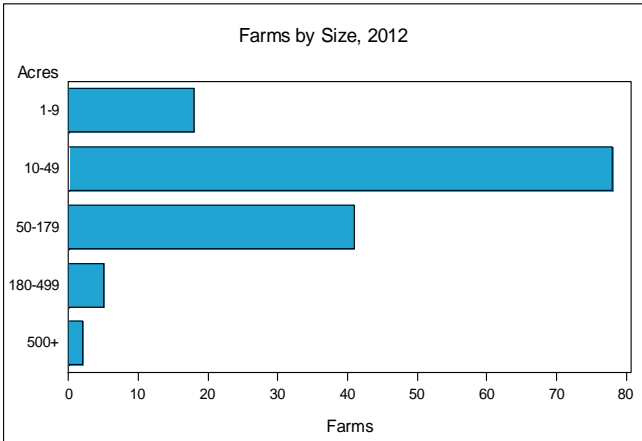



### Tompkins County - New York Farms with Women Principal Operators Compared with All Farms

	Women Principal Operators	All Farms
<b>Number of Farms</b>	144	558
<b>Land in Farms</b>	8,530 acres	90,774 acres
<b>Average Size of Farm</b>	59 acres	163 acres
<b>Market Value of Products Sold</b>	\$4,476,000	\$67,391,000
Crop Sales	\$2,839,000	\$22,691,000
Livestock Sales	\$1,637,000	\$44,700,000
Average Per Farm	\$31,080	\$120,773
<b>Government Payments</b>	\$55,000	\$900,000
Average Per Farm Receiving Payments	\$3,652	\$6,249

See footnotes on reverse page.

#### Farms with Women Principal Operators





**2012 CENSUS OF AGRICULTURE**  
**RACE / ETHNICITY / GENDER PROFILE**

## Tompkins County - New York Farms with Women Principal Operators

### Selected Highlights

Item	Farms	Quantity
<b>MARKET VALUE OF AGRICULTURAL PRODUCTS SOLD (\$1,000)</b>		
Total value of agricultural products sold	144	4,476
Value of crops including nursery and greenhouse	60	2,839
Value of livestock, poultry, and their products	75	1,637
<b>VALUE OF SALES BY COMMODITY GROUP (\$1,000)</b>		
Grains, oilseeds, dry beans, and dry peas	7	294
Tobacco	-	-
Cotton and cottonseed	-	-
Vegetables, melons, potatoes and sweet potatoes	21	1,156
Fruits, tree nuts, and berries	12	(D)
Nursery, greenhouse, floriculture, and sod	13	892
Cut Christmas trees and short rotation woody crops	3	(D)
Other crops and hay	24	266
Poultry and eggs	33	23
Cattle and calves	13	150
Milk from cows	4	840
Hogs and pigs	4	4
Sheep, goats, wool, mohair, and milk	27	81
Horses, ponies, mules, burros, and donkeys	25	498
Aquaculture	-	-
Other animals and other animal products	14	42
<b>TOP CROP ITEMS (acres)</b>		
Forage, all	43	1,884
Corn for grain	6	274
Corn for silage	4	191
Soybeans for beans	1	(D)
Cut Christmas trees	6	87
<b>TOP LIVESTOCK INVENTORY ITEMS (number)</b>		
Horses and ponies	67	1,337
Layers	48	1,155
Cattle and calves	25	890
Sheep and lambs	27	763
Broilers and other meat-type chickens	14	518

### Operator Characteristics

Item	Quantity
Primary occupation:	
Farming	64
Other	80
Days worked off farm:	
None	55
Any	89
Years on present farm:	
2 years or less	5
3 to 4 years	16
5 to 9 years	35
10 years or more	88
Age group:	
Under 35 years	12
35 to 44 years	20
45 to 64 years	90
65 years and over	22
Average age of principal operator (years)	53.9

### Economic Characteristics

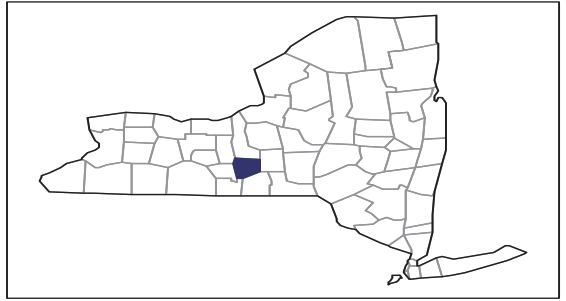
Item	Quantity
Farms by value of sales:	
Less than \$1,000	49
\$1,000 to \$2,499	14
\$2,500 to \$4,999	20
\$5,000 to \$9,999	18
\$10,000 to \$49,999	26
\$50,000 to \$99,999	6
\$100,000 to \$249,999	6
\$250,000 to \$499,999	4
\$500,000 or more	1
Total farm production expenses (\$1,000)	7,321
Average per farm (\$)	50,839
Net cash farm income of operation (\$1,000)	-1,708
Average per farm (\$)	-11,861
Value of agricultural products sold directly to individuals for human consumption (\$1,000)	1,035
Total organic product sales (\$1,000)	(D)
Total income from farm-related sources, gross before taxes and expenses (\$1,000)	1,083

See "Census of Agriculture, Volume 1, Geographic Area Series" for complete footnotes, explanations, definitions, and methodology.

- Represents zero. (D) Withheld to avoid disclosing data for individual operations.

# 2012 CENSUS OF AGRICULTURE

## RACE / ETHNICITY / GENDER PROFILE



### Tompkins County - New York Farms with Spanish, Hispanic, or Latino Operators Compared with All Farms

Data are not available at this geographic level for farms with Spanish, Hispanic, or Latino Operators.



US Department of Agriculture  
National Agricultural Statistics Service

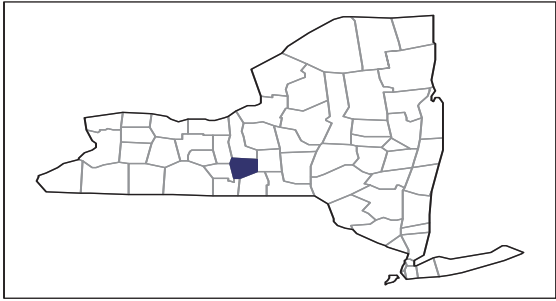
[www.agcensus.usda.gov](http://www.agcensus.usda.gov)



# 2012 CENSUS OF AGRICULTURE

## RACE / ETHNICITY / GENDER PROFILE

### Tompkins County - New York Farms with American Indian or Alaska Native Operators Compared with All Farms



Data are not available at this geographic level for farms with American Indian or Alaska Native Operators.



US Department of Agriculture  
National Agricultural Statistics Service

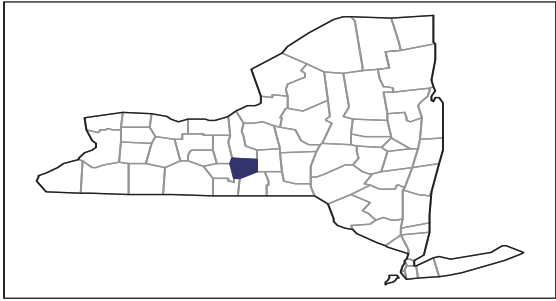
[www.agcensus.usda.gov](http://www.agcensus.usda.gov)



# 2012 CENSUS OF AGRICULTURE

## RACE / ETHNICITY / GENDER PROFILE

### Tompkins County - New York Farms with Asian Operators Compared with All Farms



Data are not available at this geographic level for farms with Asian Operators.

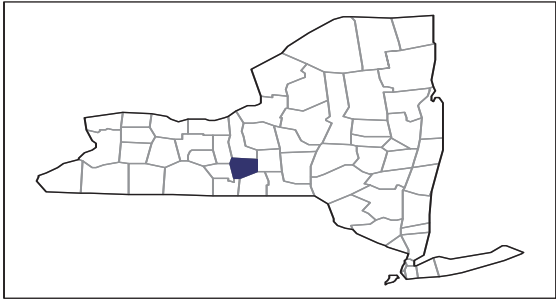




# 2012 CENSUS OF AGRICULTURE

## RACE / ETHNICITY / GENDER PROFILE

### Tompkins County - New York Farms with Black or African American Operators Compared with All Farms



Data are not available at this geographic level for farms with Black or African American Operators.



US Department of Agriculture  
National Agricultural Statistics Service

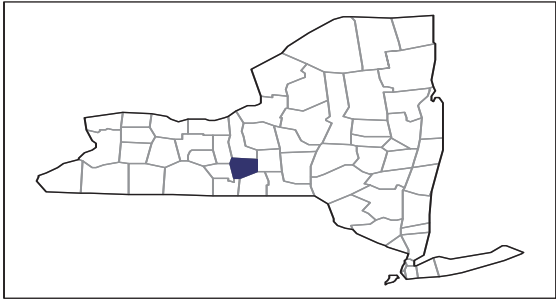
[www.agcensus.usda.gov](http://www.agcensus.usda.gov)



# 2012 CENSUS OF AGRICULTURE

## RACE / ETHNICITY / GENDER PROFILE

### Tompkins County - New York Farms with Native Hawaiian or Other Pacific Islander Operators Compared with All Farms



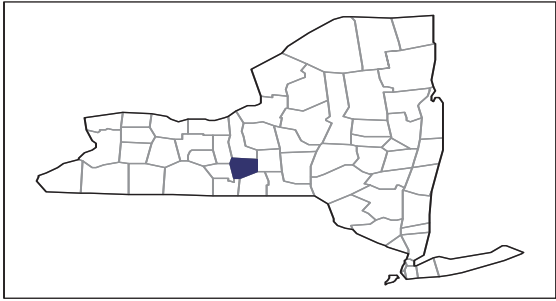
Data are not available at this geographic level for farms with Native Hawaiian or Other Pacific Islander Operators.



# 2012 CENSUS OF AGRICULTURE

## RACE / ETHNICITY / GENDER PROFILE

### Tompkins County - New York Farms with White Operators Compared with All Farms



Data are not available at this geographic level for farms with White Operators.



