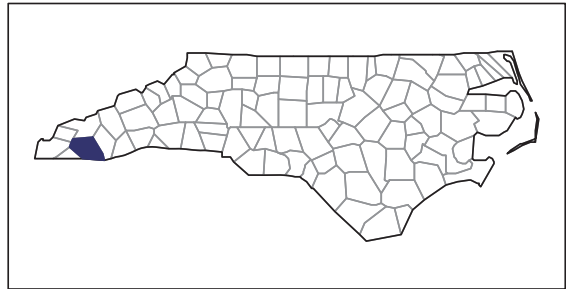


2012 CENSUS OF AGRICULTURE

RACE / ETHNICITY / GENDER PROFILE

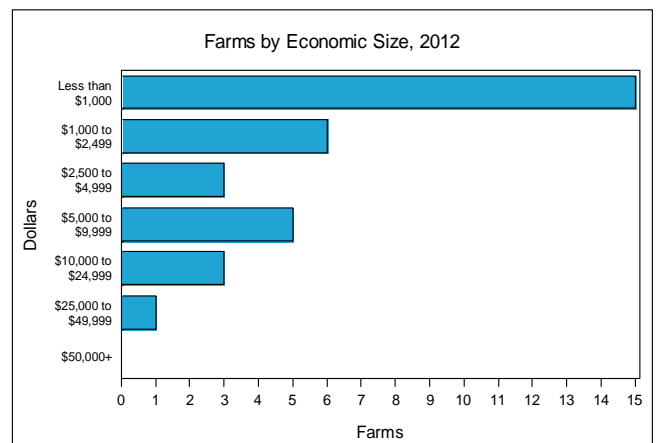
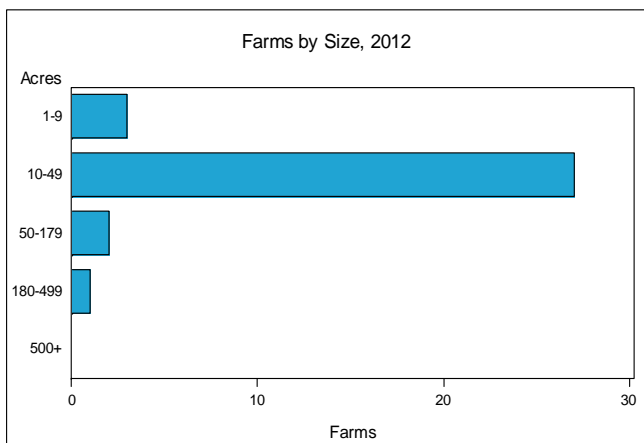


Macon County - North Carolina Farms with Women Principal Operators Compared with All Farms

	Women Principal Operators	All Farms
Number of Farms	33	326
Land in Farms	1,095 acres	22,684 acres
Average Size of Farm	33 acres	70 acres
Market Value of Products Sold	\$117,000	\$5,638,000
Crop Sales	\$97,000	\$2,027,000
Livestock Sales	\$20,000	\$3,611,000
Average Per Farm	\$3,555	\$17,295
Government Payments	(D)	\$91,000
Average Per Farm Receiving Payments	(D)	\$2,849

See footnotes on reverse page.

Farms with Women Principal Operators





2012 CENSUS OF AGRICULTURE
RACE / ETHNICITY / GENDER PROFILE

Macon County - North Carolina Farms with Women Principal Operators

Selected Highlights

Item	Farms	Quantity
MARKET VALUE OF AGRICULTURAL PRODUCTS SOLD (\$1,000)		
Total value of agricultural products sold	33	117
Value of crops including nursery and greenhouse	14	97
Value of livestock, poultry, and their products	12	20
VALUE OF SALES BY COMMODITY GROUP (\$1,000)		
Grains, oilseeds, dry beans, and dry peas	1	(D)
Tobacco	-	-
Cotton and cottonseed	-	-
Vegetables, melons, potatoes and sweet potatoes	2	(D)
Fruits, tree nuts, and berries	-	-
Nursery, greenhouse, floriculture, and sod	5	82
Cut Christmas trees and short rotation woody crops	-	-
Other crops and hay	6	8
Poultry and eggs	3	2
Cattle and calves	2	(D)
Milk from cows	-	-
Hogs and pigs	2	(D)
Sheep, goats, wool, mohair, and milk	3	3
Horses, ponies, mules, burros, and donkeys	1	(D)
Aquaculture	-	-
Other animals and other animal products	1	(D)
TOP CROP ITEMS (acres)		
Forage, all	7	79
Winter wheat for grain	1	(D)
Aquatic plants	2	(D)
Vegetables harvested, all	2	(D)
Cucumbers and pickles	2	(D)
TOP LIVESTOCK INVENTORY ITEMS (number)		
Layers	5	90
Cattle and calves	6	86
Horses and ponies	12	76
Alpacas	2	(D)
Goats, all	4	28

Operator Characteristics

Item	Quantity
Primary occupation:	
Farming	17
Other	16
Days worked off farm:	
None	8
Any	25
Years on present farm:	
2 years or less	-
3 to 4 years	4
5 to 9 years	10
10 years or more	19
Age group:	
Under 35 years	2
35 to 44 years	1
45 to 64 years	18
65 years and over	12
Average age of principal operator (years)	60.8

Economic Characteristics

Item	Quantity
Farms by value of sales:	
Less than \$1,000	16
\$1,000 to \$2,499	6
\$2,500 to \$4,999	3
\$5,000 to \$9,999	5
\$10,000 to \$49,999	3
\$50,000 to \$99,999	-
\$100,000 to \$249,999	-
\$250,000 to \$499,999	-
\$500,000 or more	-
Total farm production expenses (\$1,000)	(D)
Average per farm (\$)	(D)
Net cash farm income of operation (\$1,000)	-248
Average per farm (\$)	-7,517
Value of agricultural products sold directly to individuals for human consumption (\$1,000)	
	3
Total organic product sales (\$1,000)	(D)
Total income from farm-related sources, gross before taxes and expenses (\$1,000)	125

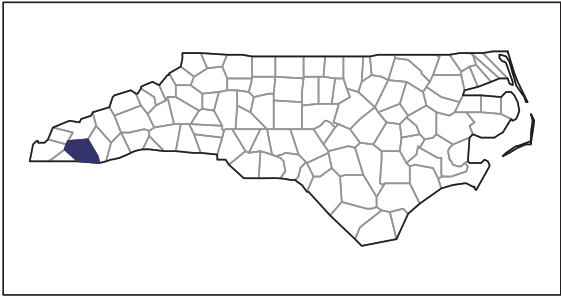
See "Census of Agriculture, Volume 1, Geographic Area Series" for complete footnotes, explanations, definitions, and methodology.

- Represents zero. (D) Withheld to avoid disclosing data for individual operations.

2012 CENSUS OF AGRICULTURE

RACE / ETHNICITY / GENDER PROFILE

Macon County - North Carolina Farms with Spanish, Hispanic, or Latino Operators Compared with All Farms

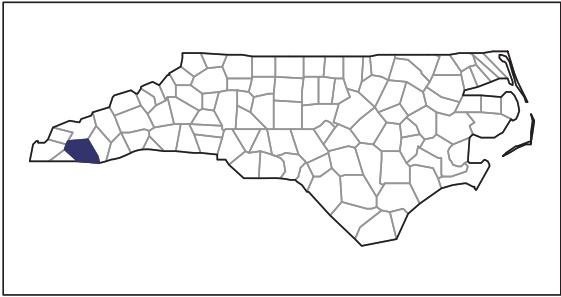


Data are not available at this geographic level for farms with Spanish, Hispanic, or Latino Operators.

2012 CENSUS OF AGRICULTURE

RACE / ETHNICITY / GENDER PROFILE

Macon County - North Carolina Farms with American Indian or Alaska Native Operators Compared with All Farms



Data are not available at this geographic level for farms with American Indian or Alaska Native Operators.



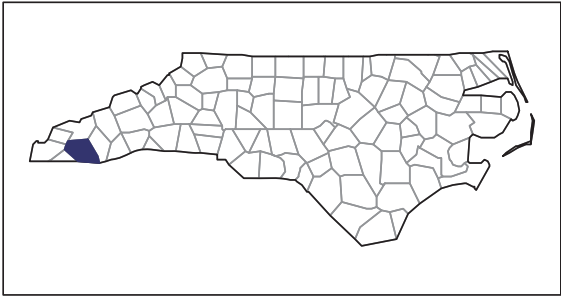
US Department of Agriculture
National Agricultural Statistics Service

www.agcensus.usda.gov

2012 CENSUS OF AGRICULTURE

RACE / ETHNICITY / GENDER PROFILE

Macon County - North Carolina Farms with Asian Operators Compared with All Farms

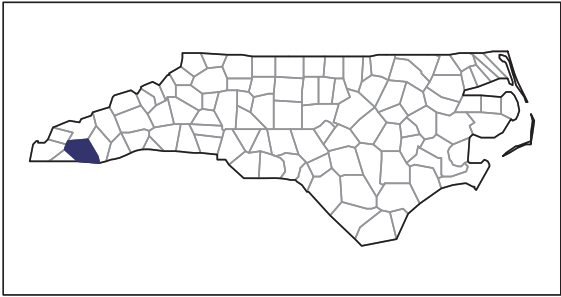


Data are not available at this geographic level for farms with Asian Operators.

2012 CENSUS OF AGRICULTURE

RACE / ETHNICITY / GENDER PROFILE

Macon County - North Carolina Farms with Black or African American Operators Compared with All Farms



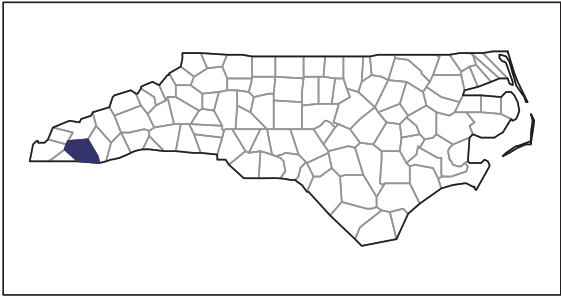
Data are not available at this geographic level for farms with Black or African American Operators.



2012 CENSUS OF AGRICULTURE

RACE / ETHNICITY / GENDER PROFILE

Macon County - North Carolina Farms with Native Hawaiian or Other Pacific Islander Operators Compared with All Farms



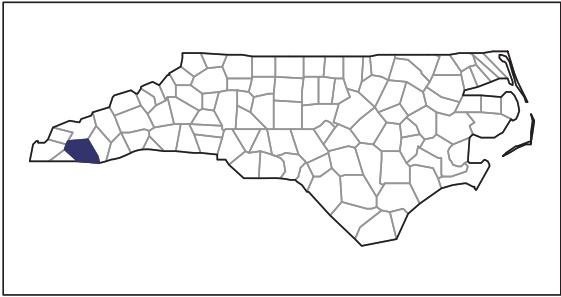
Data are not available at this geographic level for farms with Native Hawaiian or Other Pacific Islander Operators.



2012 CENSUS OF AGRICULTURE

RACE / ETHNICITY / GENDER PROFILE

Macon County - North Carolina Farms with White Operators Compared with All Farms



Data are not available at this geographic level for farms with White Operators.

