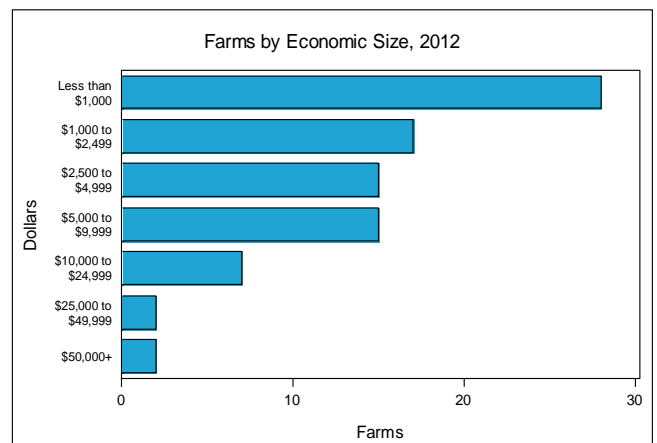
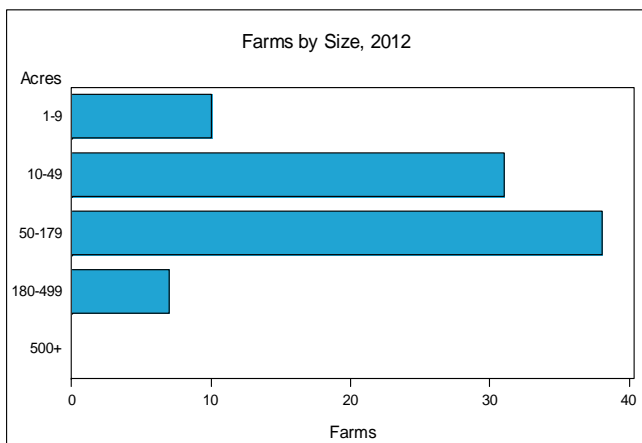


Madison County - North Carolina Farms with Women Principal Operators Compared with All Farms

	Women Principal Operators	All Farms
Number of Farms	86	719
Land in Farms	6,291 acres	56,282 acres
Average Size of Farm	73 acres	78 acres
Market Value of Products Sold	\$442,000	\$5,652,000
Crop Sales	\$297,000	\$3,815,000
Livestock Sales	\$145,000	\$1,837,000
Average Per Farm	\$5,136	\$7,861
Government Payments	\$99,000	\$859,000
Average Per Farm Receiving Payments	\$3,946	\$3,449

See footnotes on reverse page.

Farms with Women Principal Operators





2012 CENSUS OF AGRICULTURE
RACE / ETHNICITY / GENDER PROFILE

Madison County - North Carolina Farms with Women Principal Operators

Selected Highlights

Item	Farms	Quantity
MARKET VALUE OF AGRICULTURAL PRODUCTS SOLD (\$1,000)		
Total value of agricultural products sold	86	442
Value of crops including nursery and greenhouse	35	297
Value of livestock, poultry, and their products	38	145
VALUE OF SALES BY COMMODITY GROUP (\$1,000)		
Grains, oilseeds, dry beans, and dry peas	2	(D)
Tobacco	3	14
Cotton and cottonseed	-	-
Vegetables, melons, potatoes and sweet potatoes	12	19
Fruits, tree nuts, and berries	5	9
Nursery, greenhouse, floriculture, and sod	8	81
Cut Christmas trees and short rotation woody crops	3	(D)
Other crops and hay	15	(D)
Poultry and eggs	10	4
Cattle and calves	14	105
Milk from cows	-	-
Hogs and pigs	-	-
Sheep, goats, wool, mohair, and milk	18	27
Horses, ponies, mules, burros, and donkeys	2	(D)
Aquaculture	-	-
Other animals and other animal products	1	(D)
TOP CROP ITEMS (acres)		
Forage, all	24	338
Cut Christmas trees	5	94
Vegetables harvested, all	12	16
Floriculture and bedding crops	4	10
Land in Berries	6	7
TOP LIVESTOCK INVENTORY ITEMS (number)		
Goats, all	18	375
Cattle and calves	26	346
Layers	16	333
Sheep and lambs	11	142
Horses and ponies	17	62

Operator Characteristics

Item	Quantity
Primary occupation:	
Farming	39
Other	47
Days worked off farm:	
None	24
Any	62
Years on present farm:	
2 years or less	-
3 to 4 years	2
5 to 9 years	24
10 years or more	60
Age group:	
Under 35 years	2
35 to 44 years	-
45 to 64 years	47
65 years and over	37
Average age of principal operator (years)	61.7

Economic Characteristics

Item	Quantity
Farms by value of sales:	
Less than \$1,000	40
\$1,000 to \$2,499	18
\$2,500 to \$4,999	13
\$5,000 to \$9,999	5
\$10,000 to \$49,999	8
\$50,000 to \$99,999	1
\$100,000 to \$249,999	1
\$250,000 to \$499,999	-
\$500,000 or more	-
Total farm production expenses (\$1,000)	(D)
Average per farm (\$)	(D)
Net cash farm income of operation (\$1,000)	-445
Average per farm (\$)	-5,179
Value of agricultural products sold directly to individuals for human consumption (\$1,000)	74
Total organic product sales (\$1,000)	-
Total income from farm-related sources, gross before taxes and expenses (\$1,000)	135

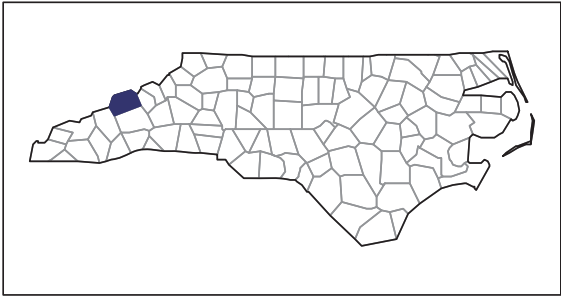
See "Census of Agriculture, Volume 1, Geographic Area Series" for complete footnotes, explanations, definitions, and methodology.

- Represents zero. (D) Withheld to avoid disclosing data for individual operations.

2012 CENSUS OF AGRICULTURE

RACE / ETHNICITY / GENDER PROFILE

Madison County - North Carolina Farms with Spanish, Hispanic, or Latino Operators Compared with All Farms

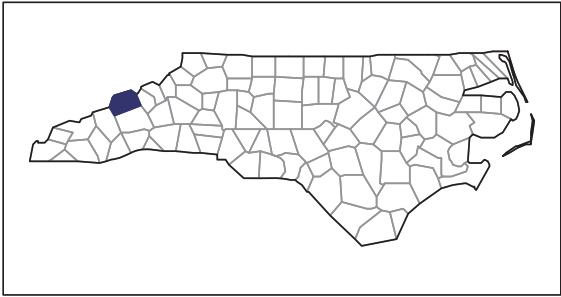


Data are not available at this geographic level for farms with Spanish, Hispanic, or Latino Operators.

2012 CENSUS OF AGRICULTURE

RACE / ETHNICITY / GENDER PROFILE

Madison County - North Carolina Farms with American Indian or Alaska Native Operators Compared with All Farms



Data are not available at this geographic level for farms with American Indian or Alaska Native Operators.



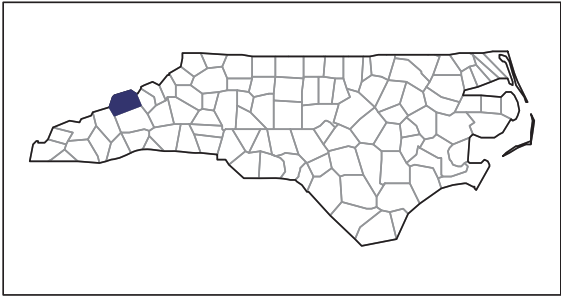
US Department of Agriculture
National Agricultural Statistics Service

www.agcensus.usda.gov

2012 CENSUS OF AGRICULTURE

RACE / ETHNICITY / GENDER PROFILE

Madison County - North Carolina Farms with Asian Operators Compared with All Farms

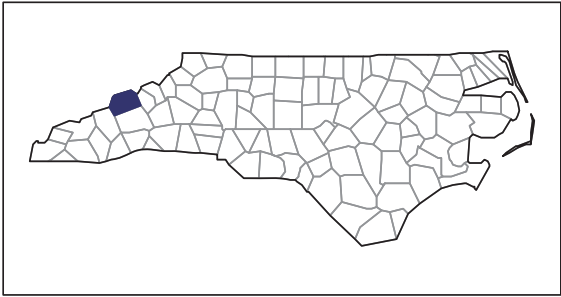


Data are not available at this geographic level for farms with Asian Operators.

2012 CENSUS OF AGRICULTURE

RACE / ETHNICITY / GENDER PROFILE

Madison County - North Carolina Farms with Black or African American Operators Compared with All Farms

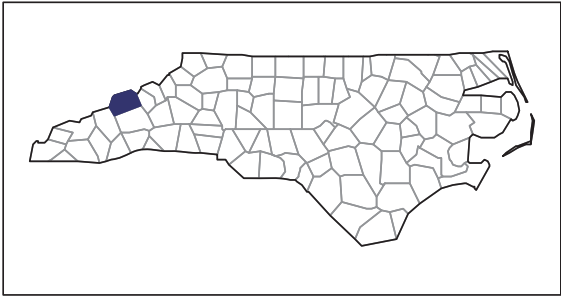


Data are not available at this geographic level for farms with Black or African American Operators.

2012 CENSUS OF AGRICULTURE

RACE / ETHNICITY / GENDER PROFILE

Madison County - North Carolina Farms with Native Hawaiian or Other Pacific Islander Operators Compared with All Farms



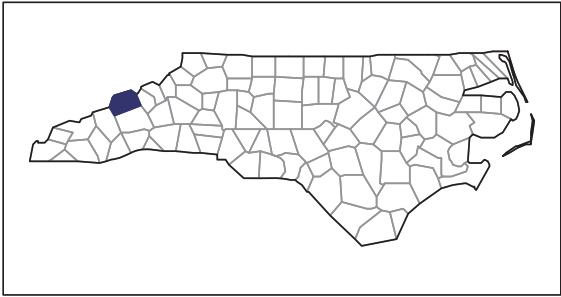
Data are not available at this geographic level for farms with Native Hawaiian or Other Pacific Islander Operators.



2012 CENSUS OF AGRICULTURE

RACE / ETHNICITY / GENDER PROFILE

Madison County - North Carolina Farms with White Operators Compared with All Farms



Data are not available at this geographic level for farms with White Operators.

