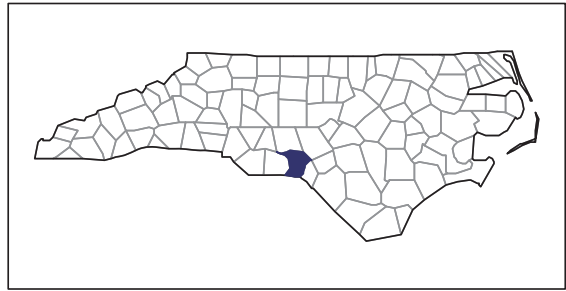


# 2012 CENSUS OF AGRICULTURE

## RACE / ETHNICITY / GENDER PROFILE

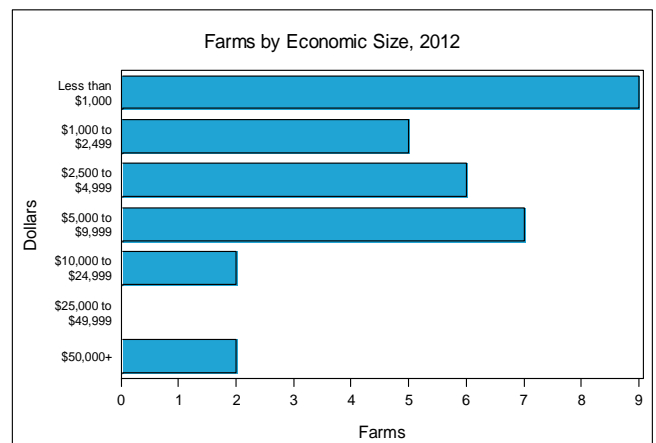
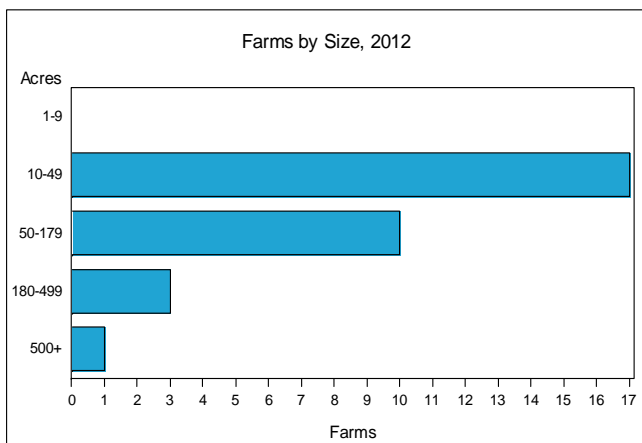


### Richmond County - North Carolina Farms with Women Principal Operators Compared with All Farms

	Women Principal Operators	All Farms
<b>Number of Farms</b>	31	277
<b>Land in Farms</b>	2,984 acres	47,573 acres
<b>Average Size of Farm</b>	96 acres	172 acres
<b>Market Value of Products Sold</b>	\$3,074,000	\$165,200,000
Crop Sales	\$81,000	\$11,653,000
Livestock Sales	\$2,993,000	\$153,547,000
Average Per Farm	\$99,155	\$596,389
<b>Government Payments</b>	\$12,000	\$610,000
Average Per Farm Receiving Payments	\$2,017	\$8,022

See footnotes on reverse page.

#### Farms with Women Principal Operators





**2012 CENSUS OF AGRICULTURE**  
**RACE / ETHNICITY / GENDER PROFILE**

## Richmond County - North Carolina Farms with Women Principal Operators

### Selected Highlights

Item	Farms	Quantity
<b>MARKET VALUE OF AGRICULTURAL PRODUCTS SOLD (\$1,000)</b>		
Total value of agricultural products sold	31	3,074
Value of crops including nursery and greenhouse	16	81
Value of livestock, poultry, and their products	14	2,993
<b>VALUE OF SALES BY COMMODITY GROUP (\$1,000)</b>		
Grains, oilseeds, dry beans, and dry peas	-	-
Tobacco	-	-
Cotton and cottonseed	-	-
Vegetables, melons, potatoes and sweet potatoes	2	(D)
Fruits, tree nuts, and berries	-	-
Nursery, greenhouse, floriculture, and sod	2	(D)
Cut Christmas trees and short rotation woody crops	-	-
Other crops and hay	12	57
Poultry and eggs	6	2,964
Cattle and calves	3	20
Milk from cows	-	-
Hogs and pigs	-	-
Sheep, goats, wool, mohair, and milk	7	(D)
Horses, ponies, mules, burros, and donkeys	2	(D)
Aquaculture	-	-
Other animals and other animal products	2	(D)
<b>TOP CROP ITEMS (acres)</b>		
Forage, all	14	266
Vegetables harvested, all	2	(D)
Beans, green lima	2	(D)
Cucumbers and pickles	2	(D)
Peas, green southern	2	(D)
<b>TOP LIVESTOCK INVENTORY ITEMS (number)</b>		
Broilers and other meat-type chickens	4	160,002
Layers	5	176
Goats, all	10	151
Cattle and calves	9	78
Horses and ponies	9	62

### Operator Characteristics

Item	Quantity
Primary occupation:	
Farming	7
Other	24
Days worked off farm:	
None	10
Any	21
Years on present farm:	
2 years or less	2
3 to 4 years	6
5 to 9 years	12
10 years or more	11
Age group:	
Under 35 years	4
35 to 44 years	4
45 to 64 years	15
65 years and over	8
Average age of principal operator (years)	55.5

### Economic Characteristics

Item	Quantity
Farms by value of sales:	
Less than \$1,000	11
\$1,000 to \$2,499	4
\$2,500 to \$4,999	6
\$5,000 to \$9,999	6
\$10,000 to \$49,999	2
\$50,000 to \$99,999	-
\$100,000 to \$249,999	-
\$250,000 to \$499,999	-
\$500,000 or more	2
Total farm production expenses (\$1,000)	2,915
Average per farm (\$)	94,022
Net cash farm income of operation (\$1,000)	215
Average per farm (\$)	6,942
Value of agricultural products sold directly to individuals for human consumption (\$1,000)	(D)
Total organic product sales (\$1,000)	-
Total income from farm-related sources, gross before taxes and expenses (\$1,000)	44

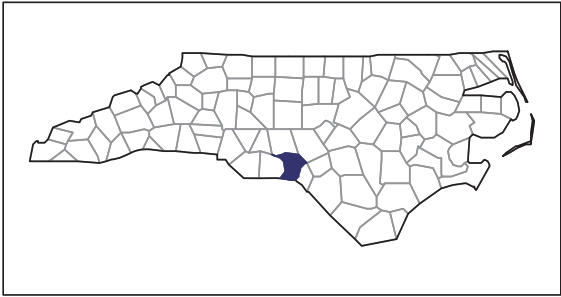
See "Census of Agriculture, Volume 1, Geographic Area Series" for complete footnotes, explanations, definitions, and methodology.

- Represents zero. (D) Withheld to avoid disclosing data for individual operations.

# 2012 CENSUS OF AGRICULTURE

## RACE / ETHNICITY / GENDER PROFILE

### Richmond County - North Carolina Farms with Spanish, Hispanic, or Latino Operators Compared with All Farms



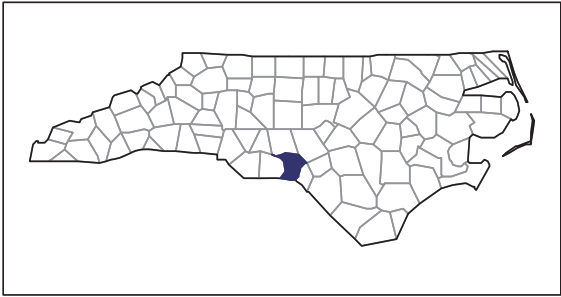
Data are not available at this geographic level for farms with Spanish, Hispanic, or Latino Operators.



# 2012 CENSUS OF AGRICULTURE

## RACE / ETHNICITY / GENDER PROFILE

### Richmond County - North Carolina Farms with American Indian or Alaska Native Operators Compared with All Farms



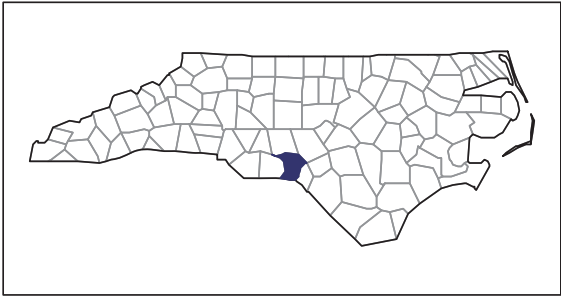
Data are not available at this geographic level for farms with American Indian or Alaska Native Operators.



# 2012 CENSUS OF AGRICULTURE

## RACE / ETHNICITY / GENDER PROFILE

### Richmond County - North Carolina Farms with Asian Operators Compared with All Farms



Data are not available at this geographic level for farms with Asian Operators.

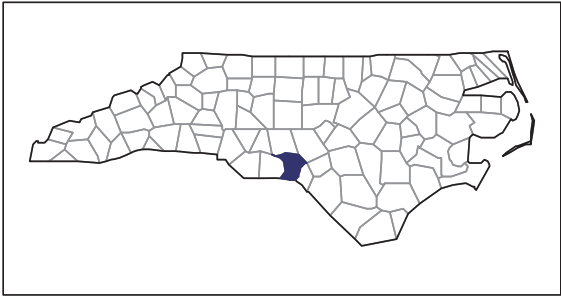




# 2012 CENSUS OF AGRICULTURE

## RACE / ETHNICITY / GENDER PROFILE

### Richmond County - North Carolina Farms with Black or African American Operators Compared with All Farms



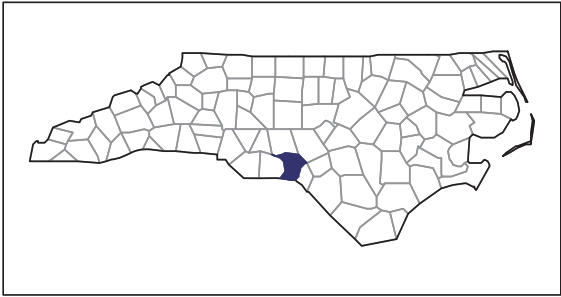
Data are not available at this geographic level for farms with Black or African American Operators.



# 2012 CENSUS OF AGRICULTURE

## RACE / ETHNICITY / GENDER PROFILE

### Richmond County - North Carolina Farms with Native Hawaiian or Other Pacific Islander Operators Compared with All Farms



Data are not available at this geographic level for farms with Native Hawaiian or Other Pacific Islander Operators.

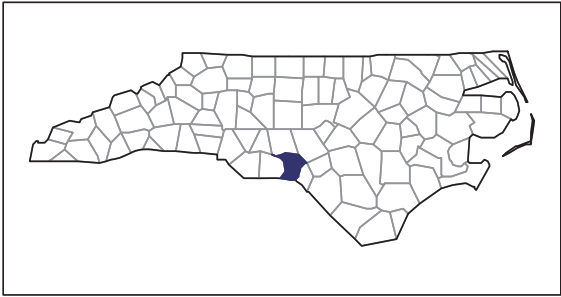




# 2012 CENSUS OF AGRICULTURE

## RACE / ETHNICITY / GENDER PROFILE

### Richmond County - North Carolina Farms with White Operators Compared with All Farms



Data are not available at this geographic level for farms with White Operators.

