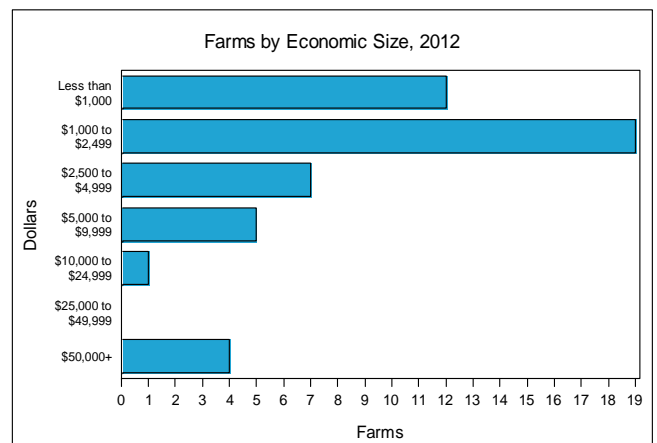
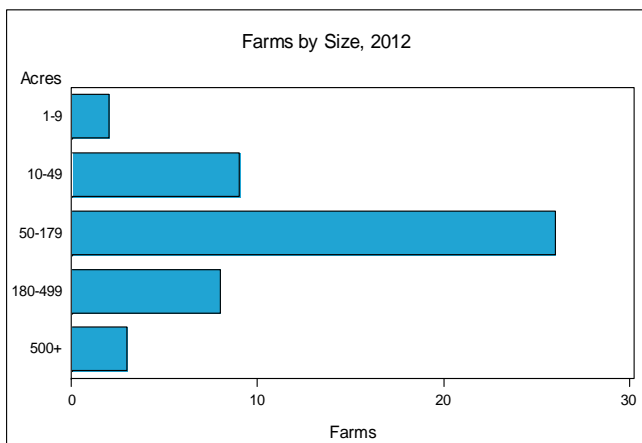


Vance County - North Carolina Farms with Women Principal Operators Compared with All Farms

	Women Principal Operators	All Farms
Number of Farms	48	242
Land in Farms	7,331 acres	54,880 acres
Average Size of Farm	153 acres	227 acres
Market Value of Products Sold	\$1,036,000	\$17,294,000
Crop Sales	(D)	\$16,896,000
Livestock Sales	(D)	\$398,000
Average Per Farm	\$21,582	\$71,464
Government Payments	\$60,000	\$446,000
Average Per Farm Receiving Payments	\$1,614	\$4,022

See footnotes on reverse page.

Farms with Women Principal Operators





2012 CENSUS OF AGRICULTURE
RACE / ETHNICITY / GENDER PROFILE

Vance County - North Carolina Farms with Women Principal Operators

Selected Highlights

Item	Farms	Quantity
MARKET VALUE OF AGRICULTURAL PRODUCTS SOLD (\$1,000)		
Total value of agricultural products sold	48	1,036
Value of crops including nursery and greenhouse	14	(D)
Value of livestock, poultry, and their products	2	(D)
VALUE OF SALES BY COMMODITY GROUP (\$1,000)		
Grains, oilseeds, dry beans, and dry peas	4	303
Tobacco	2	(D)
Cotton and cottonseed	-	-
Vegetables, melons, potatoes and sweet potatoes	2	(D)
Fruits, tree nuts, and berries	1	(D)
Nursery, greenhouse, floriculture, and sod	3	(D)
Cut Christmas trees and short rotation woody crops	-	-
Other crops and hay	6	26
Poultry and eggs	1	(D)
Cattle and calves	2	(D)
Milk from cows	-	-
Hogs and pigs	-	-
Sheep, goats, wool, mohair, and milk	-	-
Horses, ponies, mules, burros, and donkeys	-	-
Aquaculture	-	-
Other animals and other animal products	-	-
TOP CROP ITEMS (acres)		
Winter wheat for grain	4	486
Soybeans for beans	2	(D)
Forage, all	10	266
Tobacco	2	(D)
Corn for grain	2	(D)
TOP LIVESTOCK INVENTORY ITEMS (number)		
Horses and ponies	8	102
Cattle and calves	4	94
Layers	3	45
Ducks	1	(D)
Rabbits, live	1	(D)

Operator Characteristics

Item	Quantity
Primary occupation:	
Farming	12
Other	36
Days worked off farm:	
None	23
Any	25
Years on present farm:	
2 years or less	2
3 to 4 years	2
5 to 9 years	4
10 years or more	40
Age group:	
Under 35 years	-
35 to 44 years	-
45 to 64 years	18
65 years and over	30
Average age of principal operator (years)	70.2

Economic Characteristics

Item	Quantity
Farms by value of sales:	
Less than \$1,000	35
\$1,000 to \$2,499	-
\$2,500 to \$4,999	3
\$5,000 to \$9,999	5
\$10,000 to \$49,999	1
\$50,000 to \$99,999	-
\$100,000 to \$249,999	2
\$250,000 to \$499,999	2
\$500,000 or more	-
Total farm production expenses (\$1,000)	1,053
Average per farm (\$)	21,942
Net cash farm income of operation (\$1,000)	288
Average per farm (\$)	5,992
Value of agricultural products sold directly to individuals for human consumption (\$1,000)	(D)
Total organic product sales (\$1,000)	-
Total income from farm-related sources, gross before taxes and expenses (\$1,000)	245

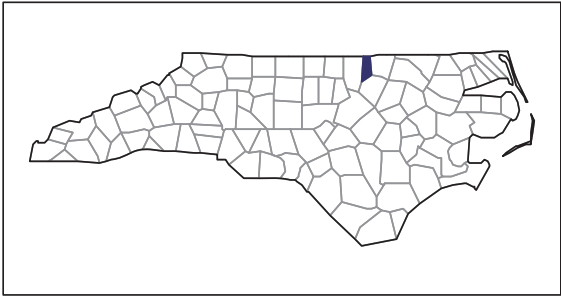
See "Census of Agriculture, Volume 1, Geographic Area Series" for complete footnotes, explanations, definitions, and methodology.

- Represents zero. (D) Withheld to avoid disclosing data for individual operations.

2012 CENSUS OF AGRICULTURE

RACE / ETHNICITY / GENDER PROFILE

Vance County - North Carolina Farms with Spanish, Hispanic, or Latino Operators Compared with All Farms



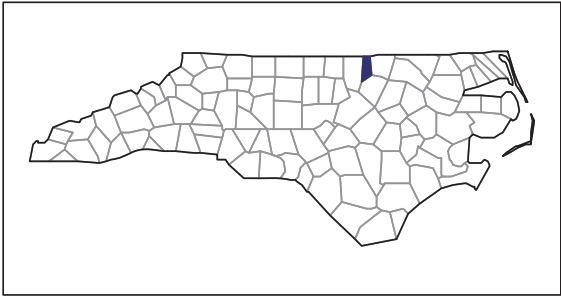
Data are not available at this geographic level for farms with Spanish, Hispanic, or Latino Operators.



2012 CENSUS OF AGRICULTURE

RACE / ETHNICITY / GENDER PROFILE

**Vance County - North Carolina
Farms with American Indian or Alaska
Native Operators Compared with All
Farms**

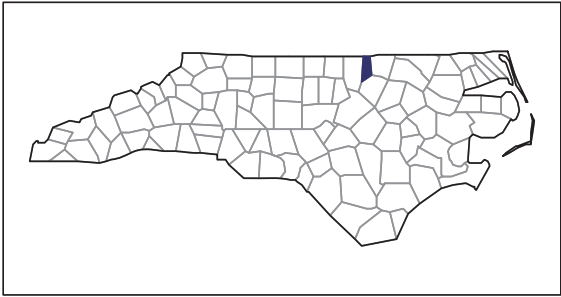


Data are not available at this geographic level for farms with American Indian or Alaska Native Operators.

2012 CENSUS OF AGRICULTURE

RACE / ETHNICITY / GENDER PROFILE

Vance County - North Carolina Farms with Asian Operators Compared with All Farms

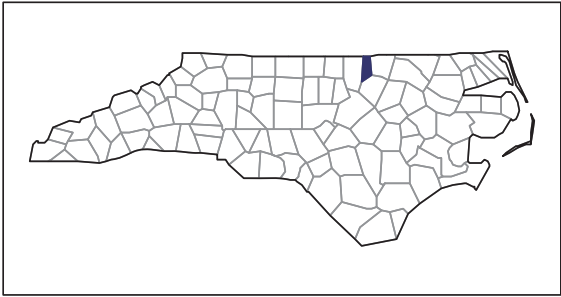


Data are not available at this geographic level for farms with Asian Operators.

2012 CENSUS OF AGRICULTURE

RACE / ETHNICITY / GENDER PROFILE

Vance County - North Carolina Farms with Black or African American Operators Compared with All Farms

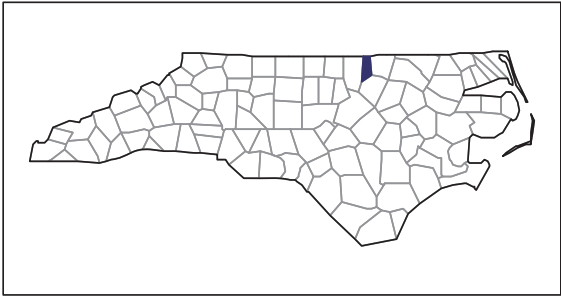


Data are not available at this geographic level for farms with Black or African American Operators.

2012 CENSUS OF AGRICULTURE

RACE / ETHNICITY / GENDER PROFILE

Vance County - North Carolina Farms with Native Hawaiian or Other Pacific Islander Operators Compared with All Farms



Data are not available at this geographic level for farms with Native Hawaiian or Other Pacific Islander Operators.



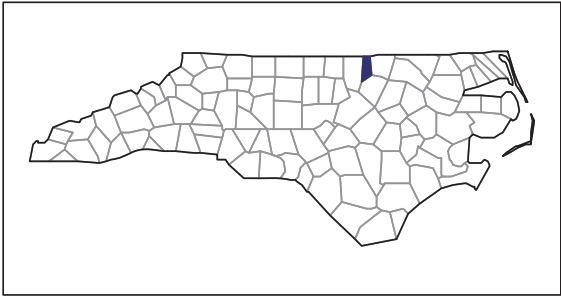
US Department of Agriculture
National Agricultural Statistics Service

www.agcensus.usda.gov

2012 CENSUS OF AGRICULTURE

RACE / ETHNICITY / GENDER PROFILE

**Vance County - North Carolina
Farms with White Operators Compared
with All Farms**



Data are not available at this geographic level for farms with White Operators.

