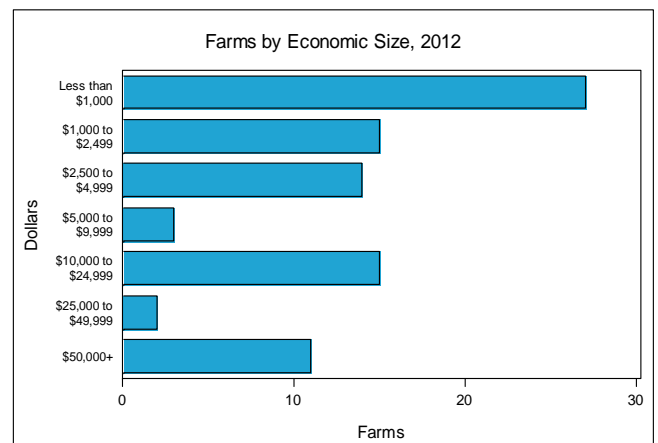
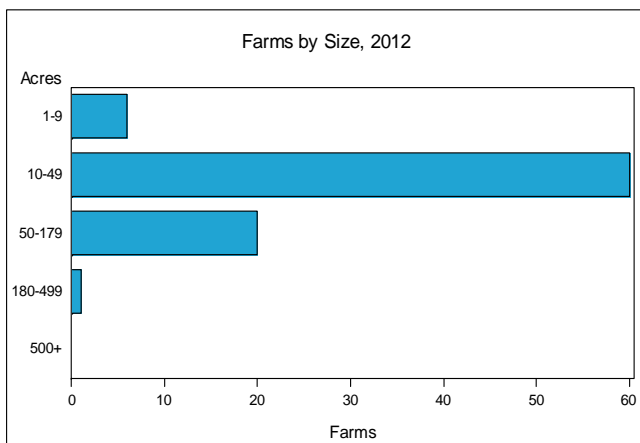



## Yadkin County - North Carolina Farms with Women Principal Operators Compared with All Farms

	Women Principal Operators	All Farms
<b>Number of Farms</b>	87	952
<b>Land in Farms</b>	3,639 acres	100,483 acres
<b>Average Size of Farm</b>	42 acres	106 acres
<b>Market Value of Products Sold</b>	\$6,638,000	\$124,670,000
Crop Sales	\$430,000	\$33,411,000
Livestock Sales	\$6,208,000	\$91,259,000
Average Per Farm	\$76,297	\$130,956
<b>Government Payments</b>	\$37,000	\$921,000
Average Per Farm Receiving Payments	\$1,740	\$3,760

See footnotes on reverse page.

### Farms with Women Principal Operators





**2012 CENSUS OF AGRICULTURE**  
**RACE / ETHNICITY / GENDER PROFILE**

## Yadkin County - North Carolina Farms with Women Principal Operators

### Selected Highlights

Item	Farms	Quantity
<b>MARKET VALUE OF AGRICULTURAL PRODUCTS SOLD (\$1,000)</b>		
Total value of agricultural products sold	87	6,638
Value of crops including nursery and greenhouse	25	430
Value of livestock, poultry, and their products	57	6,208
<b>VALUE OF SALES BY COMMODITY GROUP (\$1,000)</b>		
Grains, oilseeds, dry beans, and dry peas	5	53
Tobacco	3	75
Cotton and cottonseed	-	-
Vegetables, melons, potatoes and sweet potatoes	6	(D)
Fruits, tree nuts, and berries	8	88
Nursery, greenhouse, floriculture, and sod	3	(D)
Cut Christmas trees and short rotation woody crops	-	-
Other crops and hay	11	64
Poultry and eggs	20	6,021
Cattle and calves	29	85
Milk from cows	2	(D)
Hogs and pigs	6	5
Sheep, goats, wool, mohair, and milk	6	8
Horses, ponies, mules, burros, and donkeys	8	61
Aquaculture	1	(D)
Other animals and other animal products	10	12
<b>TOP CROP ITEMS (acres)</b>		
Forage, all	31	408
Barley for grain	1	(D)
Soybeans for beans	2	(D)
Tobacco	3	21
Corn for grain	2	(D)
<b>TOP LIVESTOCK INVENTORY ITEMS (number)</b>		
Layers	19	85,492
Pullets for laying flock replacement	1	(D)
Broilers and other meat-type chickens	1	(D)
Roosters	5	10,225
Cattle and calves	39	597

### Operator Characteristics

Item	Quantity
Primary occupation:	
Farming	31
Other	56
Days worked off farm:	
None	41
Any	46
Years on present farm:	
2 years or less	4
3 to 4 years	2
5 to 9 years	17
10 years or more	64
Age group:	
Under 35 years	3
35 to 44 years	16
45 to 64 years	45
65 years and over	23
Average age of principal operator (years)	55.6

### Economic Characteristics

Item	Quantity
Farms by value of sales:	
Less than \$1,000	30
\$1,000 to \$2,499	12
\$2,500 to \$4,999	14
\$5,000 to \$9,999	3
\$10,000 to \$49,999	20
\$50,000 to \$99,999	-
\$100,000 to \$249,999	-
\$250,000 to \$499,999	5
\$500,000 or more	3
Total farm production expenses (\$1,000)	7,030
Average per farm (\$)	80,805
Net cash farm income of operation (\$1,000)	-219
Average per farm (\$)	-2,518
Value of agricultural products sold directly to individuals for human consumption (\$1,000)	
Total organic product sales (\$1,000)	66
Total income from farm-related sources, gross before taxes and expenses (\$1,000)	137

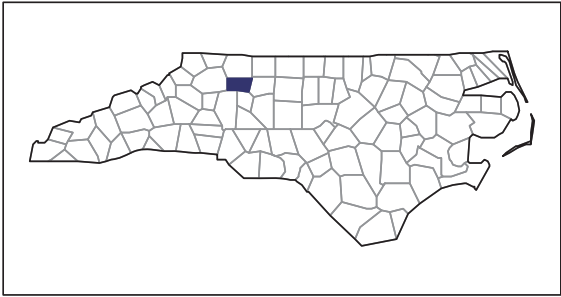
See "Census of Agriculture, Volume 1, Geographic Area Series" for complete footnotes, explanations, definitions, and methodology.

- Represents zero. (D) Withheld to avoid disclosing data for individual operations.

# 2012 CENSUS OF AGRICULTURE

## RACE / ETHNICITY / GENDER PROFILE

### Yadkin County - North Carolina Farms with Spanish, Hispanic, or Latino Operators Compared with All Farms



Data are not available at this geographic level for farms with Spanish, Hispanic, or Latino Operators.

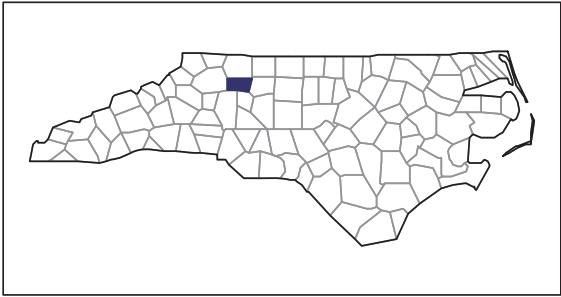




# 2012 CENSUS OF AGRICULTURE

## RACE / ETHNICITY / GENDER PROFILE

### Yadkin County - North Carolina Farms with American Indian or Alaska Native Operators Compared with All Farms



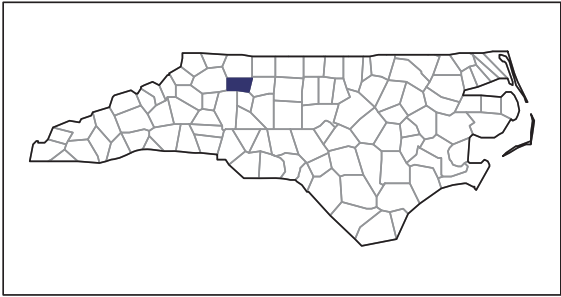
Data are not available at this geographic level for farms with American Indian or Alaska Native Operators.



# 2012 CENSUS OF AGRICULTURE

## RACE / ETHNICITY / GENDER PROFILE

### Yadkin County - North Carolina Farms with Asian Operators Compared with All Farms



Data are not available at this geographic level for farms with Asian Operators.

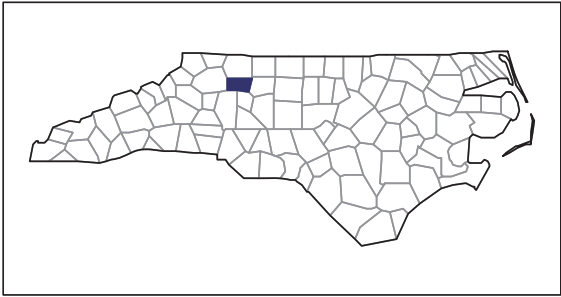




# 2012 CENSUS OF AGRICULTURE

## RACE / ETHNICITY / GENDER PROFILE

### Yadkin County - North Carolina Farms with Black or African American Operators Compared with All Farms



Data are not available at this geographic level for farms with Black or African American Operators.

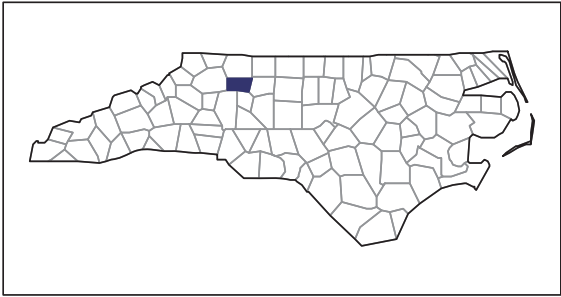




# 2012 CENSUS OF AGRICULTURE

## RACE / ETHNICITY / GENDER PROFILE

### Yadkin County - North Carolina Farms with Native Hawaiian or Other Pacific Islander Operators Compared with All Farms



Data are not available at this geographic level for farms with Native Hawaiian or Other Pacific Islander Operators.



US Department of Agriculture  
National Agricultural Statistics Service

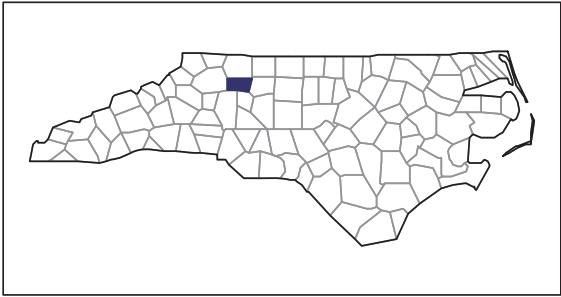
[www.agcensus.usda.gov](http://www.agcensus.usda.gov)



# 2012 CENSUS OF AGRICULTURE

## RACE / ETHNICITY / GENDER PROFILE

### Yadkin County - North Carolina Farms with White Operators Compared with All Farms



Data are not available at this geographic level for farms with White Operators.

