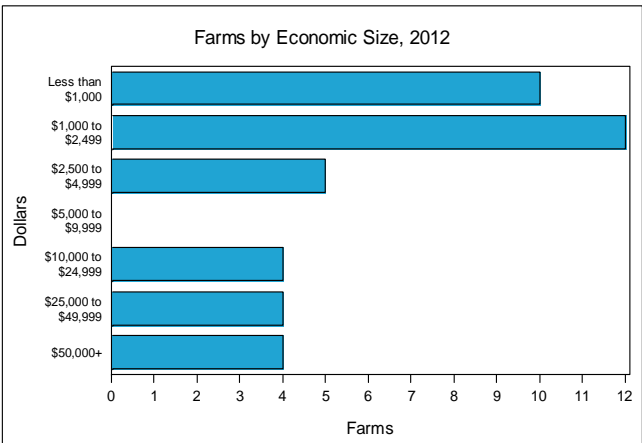
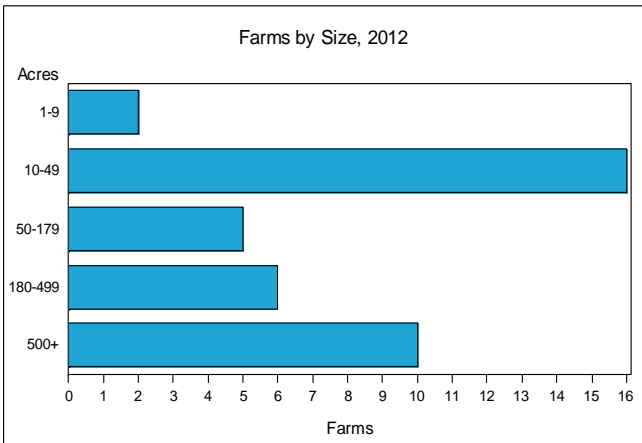



**Dunn County - North Dakota
 Farms with Women Principal
 Operators Compared with All Farms**

	Women Principal Operators	All Farms
Number of Farms	39	628
Land in Farms	17,702 acres	1,031,359 acres
Average Size of Farm	454 acres	1,642 acres
Market Value of Products Sold	\$1,957,000	\$124,788,000
Crop Sales	(D)	\$75,570,000
Livestock Sales	(D)	\$49,218,000
Average Per Farm	\$50,172	\$198,707
Government Payments	\$129,000	\$3,189,000
Average Per Farm Receiving Payments	\$6,805	\$7,167

See footnotes on reverse page.

Farms with Women Principal Operators





2012 CENSUS OF AGRICULTURE
RACE / ETHNICITY / GENDER PROFILE

Dunn County - North Dakota Farms with Women Principal Operators

Selected Highlights

Item	Farms	Quantity
MARKET VALUE OF AGRICULTURAL PRODUCTS SOLD (\$1,000)		
Total value of agricultural products sold	39	1,957
Value of crops including nursery and greenhouse	11	(D)
Value of livestock, poultry, and their products	20	(D)
VALUE OF SALES BY COMMODITY GROUP (\$1,000)		
Grains, oilseeds, dry beans, and dry peas	2	(D)
Tobacco	-	-
Cotton and cottonseed	-	-
Vegetables, melons, potatoes and sweet potatoes	-	-
Fruits, tree nuts, and berries	-	-
Nursery, greenhouse, floriculture, and sod	-	-
Cut Christmas trees and short rotation woody crops	-	-
Other crops and hay	10	(D)
Poultry and eggs	1	(D)
Cattle and calves	11	299
Milk from cows	-	-
Hogs and pigs	-	-
Sheep, goats, wool, mohair, and milk	-	-
Horses, ponies, mules, burros, and donkeys	11	(D)
Aquaculture	-	-
Other animals and other animal products	2	(D)
TOP CROP ITEMS (acres)		
Spring wheat for grain	2	(D)
Forage, all	11	987
Corn for grain	1	(D)
Winter wheat for grain	1	(D)
Sunflower seed, all	1	(D)
TOP LIVESTOCK INVENTORY ITEMS (number)		
Cattle and calves	15	552
Sheep and lambs	6	240
Horses and ponies	18	158
Layers	3	(D)
Pullets for laying flock replacement	1	(D)

Operator Characteristics

Item	Quantity
Primary occupation:	
Farming	16
Other	23
Days worked off farm:	
None	14
Any	25
Years on present farm:	
2 years or less	1
3 to 4 years	1
5 to 9 years	7
10 years or more	30
Age group:	
Under 35 years	6
35 to 44 years	2
45 to 64 years	18
65 years and over	13
Average age of principal operator (years)	56.7

Economic Characteristics

Item	Quantity
Farms by value of sales:	
Less than \$1,000	24
\$1,000 to \$2,499	3
\$2,500 to \$4,999	2
\$5,000 to \$9,999	-
\$10,000 to \$49,999	6
\$50,000 to \$99,999	1
\$100,000 to \$249,999	2
\$250,000 to \$499,999	-
\$500,000 or more	1
Total farm production expenses (\$1,000)	1,529
Average per farm (\$)	39,204
Net cash farm income of operation (\$1,000)	944
Average per farm (\$)	24,213
Value of agricultural products sold directly to individuals for human consumption (\$1,000)	
Total organic product sales (\$1,000)	-
Total income from farm-related sources, gross before taxes and expenses (\$1,000)	387

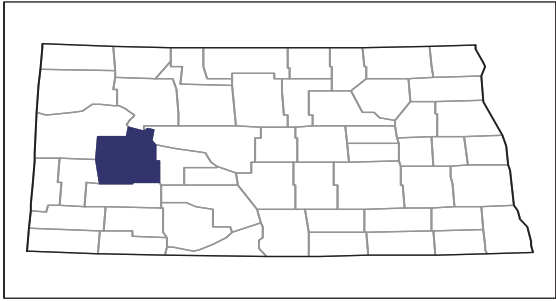
See "Census of Agriculture, Volume 1, Geographic Area Series" for complete footnotes, explanations, definitions, and methodology.

- Represents zero. (D) Withheld to avoid disclosing data for individual operations.

2012 CENSUS OF AGRICULTURE

RACE / ETHNICITY / GENDER PROFILE

Dunn County - North Dakota Farms with Spanish, Hispanic, or Latino Operators Compared with All Farms

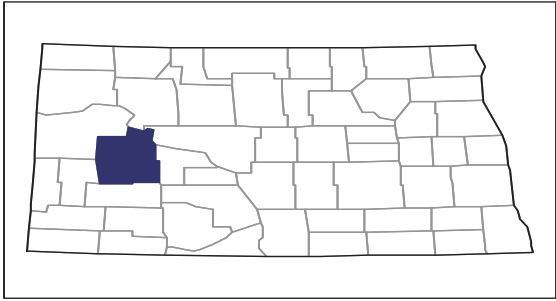


Data are not available at this geographic level for farms with Spanish, Hispanic, or Latino Operators.

2012 CENSUS OF AGRICULTURE

RACE / ETHNICITY / GENDER PROFILE

Dunn County - North Dakota Farms with American Indian or Alaska Native Operators Compared with All Farms

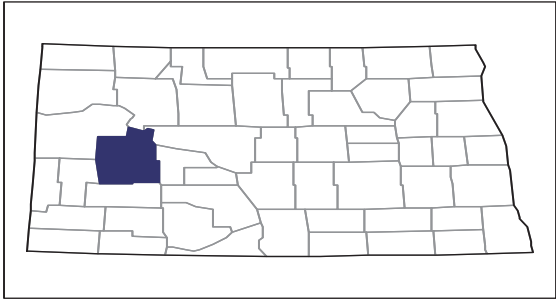


Data are not available at this geographic level for farms with American Indian or Alaska Native Operators.

2012 CENSUS OF AGRICULTURE

RACE / ETHNICITY / GENDER PROFILE

Dunn County - North Dakota Farms with Asian Operators Compared with All Farms

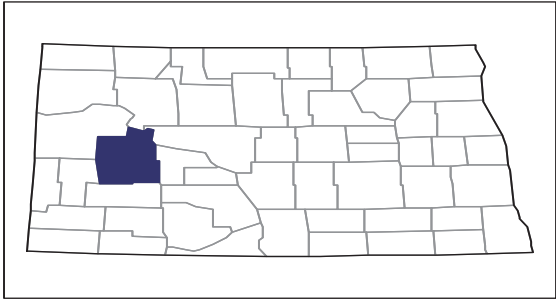


Data are not available at this geographic level for farms with Asian Operators.

2012 CENSUS OF AGRICULTURE

RACE / ETHNICITY / GENDER PROFILE

Dunn County - North Dakota Farms with Black or African American Operators Compared with All Farms

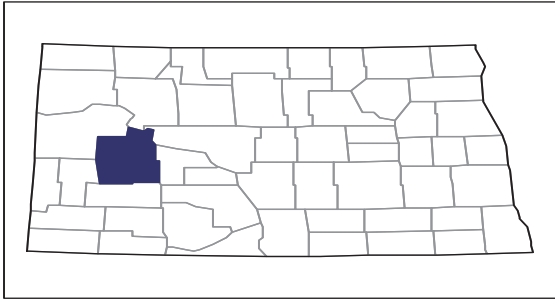


Data are not available at this geographic level for farms with Black or African American Operators.

2012 CENSUS OF AGRICULTURE

RACE / ETHNICITY / GENDER PROFILE

Dunn County - North Dakota Farms with Native Hawaiian or Other Pacific Islander Operators Compared with All Farms

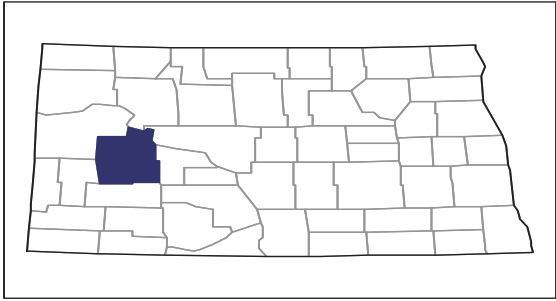


Data are not available at this geographic level for farms with Native Hawaiian or Other Pacific Islander Operators.

2012 CENSUS OF AGRICULTURE

RACE / ETHNICITY / GENDER PROFILE

Dunn County - North Dakota Farms with White Operators Compared with All Farms



Data are not available at this geographic level for farms with White Operators.

