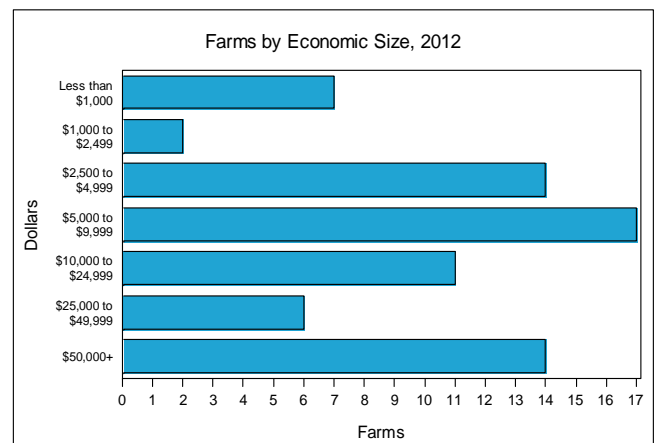
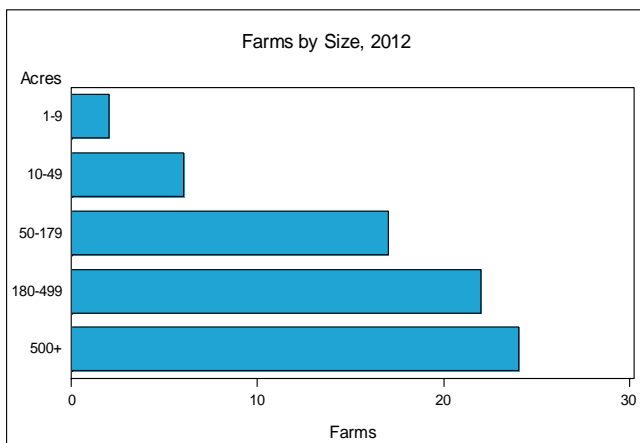


McHenry County - North Dakota Farms with Women Principal Operators Compared with All Farms

	Women Principal Operators	All Farms
Number of Farms	71	911
Land in Farms	35,642 acres	1,061,267 acres
Average Size of Farm	502 acres	1,165 acres
Market Value of Products Sold	\$3,321,000	\$198,216,000
Crop Sales	\$2,098,000	\$143,323,000
Livestock Sales	\$1,223,000	\$54,894,000
Average Per Farm	\$46,777	\$217,581
Government Payments	\$332,000	\$8,289,000
Average Per Farm Receiving Payments	\$6,262	\$11,674

See footnotes on reverse page.

Farms with Women Principal Operators





2012 CENSUS OF AGRICULTURE
RACE / ETHNICITY / GENDER PROFILE

McHenry County - North Dakota Farms with Women Principal Operators

Selected Highlights

Item	Farms	Quantity
MARKET VALUE OF AGRICULTURAL PRODUCTS SOLD (\$1,000)		
Total value of agricultural products sold	71	3,321
Value of crops including nursery and greenhouse	29	2,098
Value of livestock, poultry, and their products	25	1,223
VALUE OF SALES BY COMMODITY GROUP (\$1,000)		
Grains, oilseeds, dry beans, and dry peas	13	1,051
Tobacco	-	-
Cotton and cottonseed	-	-
Vegetables, melons, potatoes and sweet potatoes	2	(D)
Fruits, tree nuts, and berries	-	-
Nursery, greenhouse, floriculture, and sod	-	-
Cut Christmas trees and short rotation woody crops	-	-
Other crops and hay	21	(D)
Poultry and eggs	9	(D)
Cattle and calves	21	1,188
Milk from cows	-	-
Hogs and pigs	3	12
Sheep, goats, wool, mohair, and milk	7	16
Horses, ponies, mules, burros, and donkeys	2	(D)
Aquaculture	-	-
Other animals and other animal products	-	-
TOP CROP ITEMS (acres)		
Forage, all	31	8,392
Corn for grain	8	1,103
Spring wheat for grain	6	828
Corn for silage	3	240
Sunflower seed, all	2	(D)
TOP LIVESTOCK INVENTORY ITEMS (number)		
Cattle and calves	21	2,236
Layers	8	254
Sheep and lambs	5	145
Horses and ponies	15	107
Broilers and other meat-type chickens	1	(D)

Operator Characteristics

Item	Quantity
Primary occupation:	
Farming	23
Other	48
Days worked off farm:	
None	19
Any	52
Years on present farm:	
2 years or less	5
3 to 4 years	4
5 to 9 years	11
10 years or more	51
Age group:	
Under 35 years	4
35 to 44 years	6
45 to 64 years	40
65 years and over	21
Average age of principal operator (years)	59.7

Economic Characteristics

Item	Quantity
Farms by value of sales:	
Less than \$1,000	36
\$1,000 to \$2,499	3
\$2,500 to \$4,999	-
\$5,000 to \$9,999	4
\$10,000 to \$49,999	14
\$50,000 to \$99,999	3
\$100,000 to \$249,999	5
\$250,000 to \$499,999	6
\$500,000 or more	-
Total farm production expenses (\$1,000)	2,351
Average per farm (\$)	33,118
Net cash farm income of operation (\$1,000)	1,733
Average per farm (\$)	24,411
Value of agricultural products sold directly to individuals for human consumption (\$1,000)	(D)
Total organic product sales (\$1,000)	-
Total income from farm-related sources, gross before taxes and expenses (\$1,000)	431

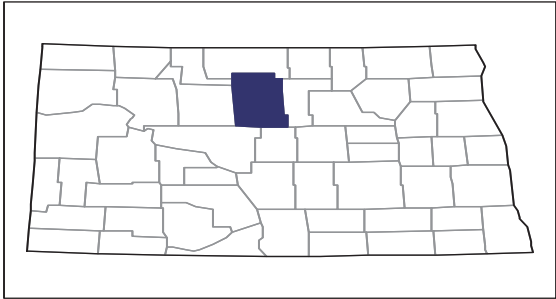
See "Census of Agriculture, Volume 1, Geographic Area Series" for complete footnotes, explanations, definitions, and methodology.

- Represents zero. (D) Withheld to avoid disclosing data for individual operations.

2012 CENSUS OF AGRICULTURE

RACE / ETHNICITY / GENDER PROFILE

McHenry County - North Dakota Farms with Spanish, Hispanic, or Latino Operators Compared with All Farms

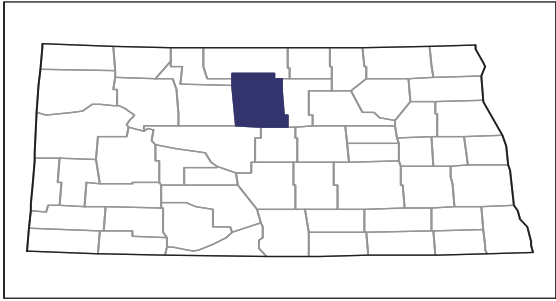


Data are not available at this geographic level for farms with Spanish, Hispanic, or Latino Operators.

2012 CENSUS OF AGRICULTURE

RACE / ETHNICITY / GENDER PROFILE

McHenry County - North Dakota Farms with American Indian or Alaska Native Operators Compared with All Farms

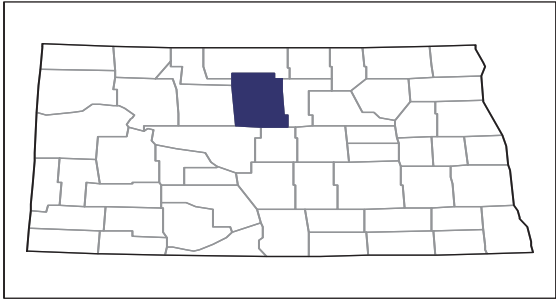


Data are not available at this geographic level for farms with American Indian or Alaska Native Operators.

2012 CENSUS OF AGRICULTURE

RACE / ETHNICITY / GENDER PROFILE

McHenry County - North Dakota Farms with Asian Operators Compared with All Farms

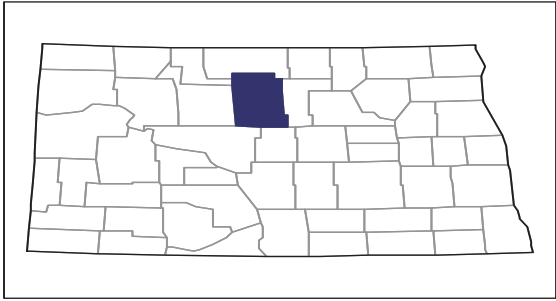


Data are not available at this geographic level for farms with Asian Operators.

2012 CENSUS OF AGRICULTURE

RACE / ETHNICITY / GENDER PROFILE

McHenry County - North Dakota Farms with Black or African American Operators Compared with All Farms



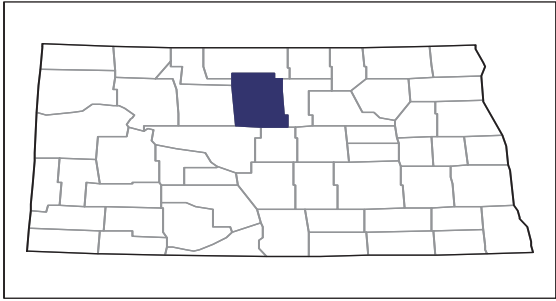
Data are not available at this geographic level for farms with Black or African American Operators.



2012 CENSUS OF AGRICULTURE

RACE / ETHNICITY / GENDER PROFILE

McHenry County - North Dakota Farms with Native Hawaiian or Other Pacific Islander Operators Compared with All Farms



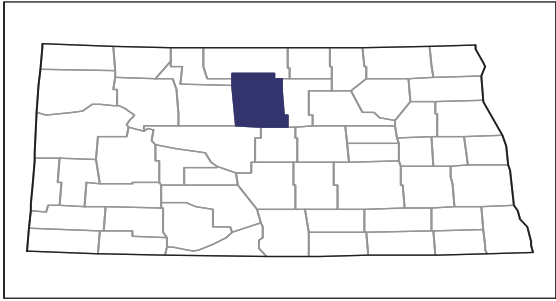
Data are not available at this geographic level for farms with Native Hawaiian or Other Pacific Islander Operators.



2012 CENSUS OF AGRICULTURE

RACE / ETHNICITY / GENDER PROFILE

McHenry County - North Dakota Farms with White Operators Compared with All Farms



Data are not available at this geographic level for farms with White Operators.

