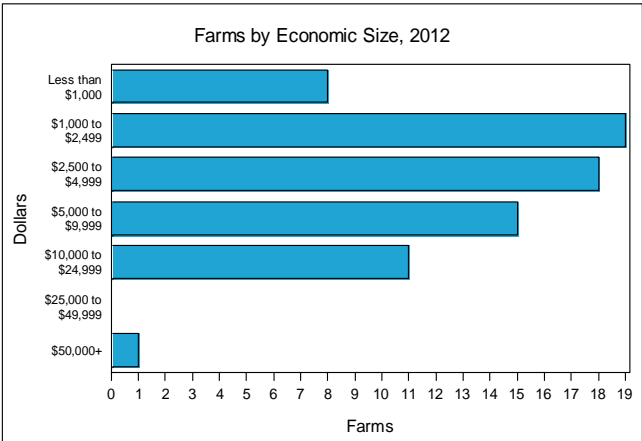
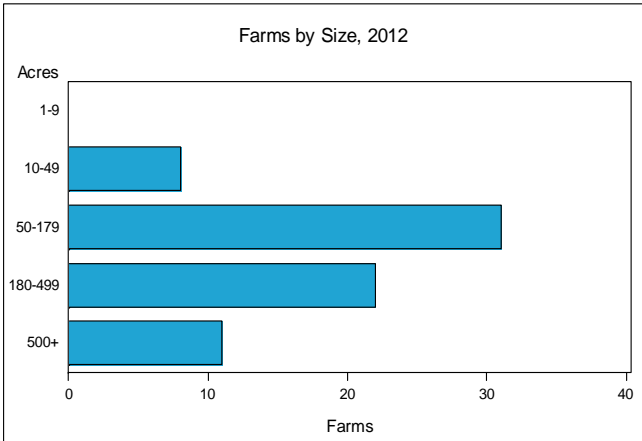


**Pierce County - North Dakota  
 Farms with Women Principal  
 Operators Compared with All Farms**

	<b>Women Principal Operators</b>	<b>All Farms</b>
<b>Number of Farms</b>	72	521
<b>Land in Farms</b>	17,748 acres	598,228 acres
<b>Average Size of Farm</b>	247 acres	1,148 acres
<b>Market Value of Products Sold</b>	\$161,000	\$142,050,000
Crop Sales	(D)	\$128,604,000
Livestock Sales	(D)	\$13,446,000
Average Per Farm	\$2,243	\$272,648
<b>Government Payments</b>	\$377,000	\$6,473,000
Average Per Farm Receiving Payments	\$5,316	\$13,715

See footnotes on reverse page.

**Farms with Women Principal Operators**





**2012 CENSUS OF AGRICULTURE**  
**RACE / ETHNICITY / GENDER PROFILE**

## Pierce County - North Dakota Farms with Women Principal Operators

### Selected Highlights

Item	Farms	Quantity
<b>MARKET VALUE OF AGRICULTURAL PRODUCTS SOLD (\$1,000)</b>		
Total value of agricultural products sold	72	161
Value of crops including nursery and greenhouse	1	(D)
Value of livestock, poultry, and their products	2	(D)
<b>VALUE OF SALES BY COMMODITY GROUP (\$1,000)</b>		
Grains, oilseeds, dry beans, and dry peas	1	(D)
Tobacco	-	-
Cotton and cottonseed	-	-
Vegetables, melons, potatoes and sweet potatoes	-	-
Fruits, tree nuts, and berries	-	-
Nursery, greenhouse, floriculture, and sod	-	-
Cut Christmas trees and short rotation woody crops	-	-
Other crops and hay	1	(D)
Poultry and eggs	-	-
Cattle and calves	2	(D)
Milk from cows	-	-
Hogs and pigs	-	-
Sheep, goats, wool, mohair, and milk	-	-
Horses, ponies, mules, burros, and donkeys	-	-
Aquaculture	-	-
Other animals and other animal products	-	-
<b>TOP CROP ITEMS (acres)</b>		
Spring wheat for grain	1	(D)
Canola	1	(D)
Forage, all	1	(D)
<b>TOP LIVESTOCK INVENTORY ITEMS (number)</b>		
Cattle and calves	2	(D)
Horses and ponies	3	3

### Operator Characteristics

Item	Quantity
Primary occupation:	
Farming	6
Other	66
Days worked off farm:	
None	52
Any	20
Years on present farm:	
2 years or less	2
3 to 4 years	3
5 to 9 years	3
10 years or more	64
Age group:	
Under 35 years	-
35 to 44 years	-
45 to 64 years	12
65 years and over	60
Average age of principal operator (years)	75.7

### Economic Characteristics

Item	Quantity
Farms by value of sales:	
Less than \$1,000	69
\$1,000 to \$2,499	-
\$2,500 to \$4,999	-
\$5,000 to \$9,999	-
\$10,000 to \$49,999	2
\$50,000 to \$99,999	-
\$100,000 to \$249,999	1
\$250,000 to \$499,999	-
\$500,000 or more	-
Total farm production expenses (\$1,000)	631
Average per farm (\$)	8,757
Net cash farm income of operation (\$1,000)	465
Average per farm (\$)	6,456
Value of agricultural products sold directly to individuals for human consumption (\$1,000)	
Total organic product sales (\$1,000)	-
Total income from farm-related sources, gross before taxes and expenses (\$1,000)	556

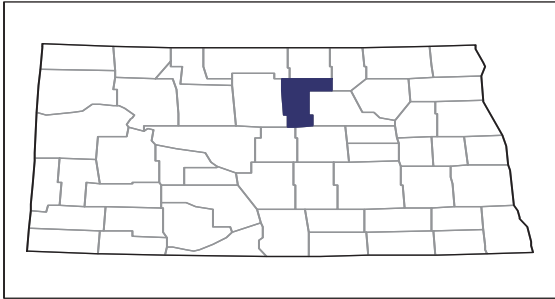
See "Census of Agriculture, Volume 1, Geographic Area Series" for complete footnotes, explanations, definitions, and methodology.

- Represents zero. (D) Withheld to avoid disclosing data for individual operations.

# 2012 CENSUS OF AGRICULTURE

## RACE / ETHNICITY / GENDER PROFILE

### Pierce County - North Dakota Farms with Spanish, Hispanic, or Latino Operators Compared with All Farms



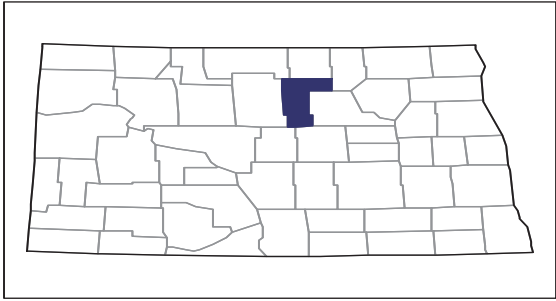
Data are not available at this geographic level for farms with Spanish, Hispanic, or Latino Operators.



# 2012 CENSUS OF AGRICULTURE

## RACE / ETHNICITY / GENDER PROFILE

### Pierce County - North Dakota Farms with American Indian or Alaska Native Operators Compared with All Farms



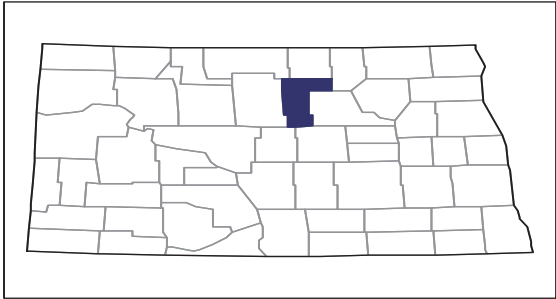
Data are not available at this geographic level for farms with American Indian or Alaska Native Operators.



# 2012 CENSUS OF AGRICULTURE

## RACE / ETHNICITY / GENDER PROFILE

### Pierce County - North Dakota Farms with Asian Operators Compared with All Farms



Data are not available at this geographic level for farms with Asian Operators.

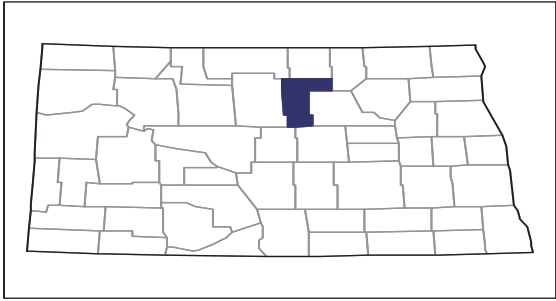




# 2012 CENSUS OF AGRICULTURE

## RACE / ETHNICITY / GENDER PROFILE

### Pierce County - North Dakota Farms with Black or African American Operators Compared with All Farms



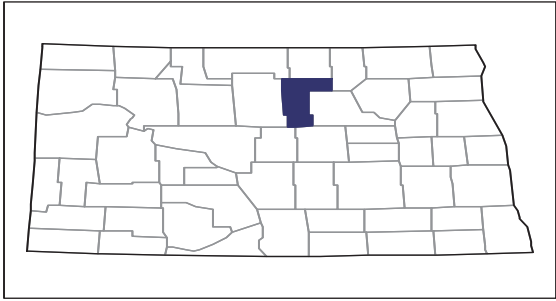
Data are not available at this geographic level for farms with Black or African American Operators.



# 2012 CENSUS OF AGRICULTURE

## RACE / ETHNICITY / GENDER PROFILE

### Pierce County - North Dakota Farms with Native Hawaiian or Other Pacific Islander Operators Compared with All Farms



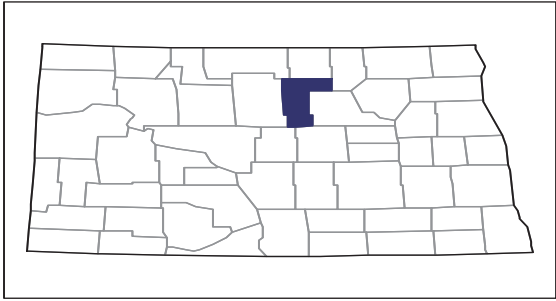
Data are not available at this geographic level for farms with Native Hawaiian or Other Pacific Islander Operators.



# 2012 CENSUS OF AGRICULTURE

## RACE / ETHNICITY / GENDER PROFILE

### Pierce County - North Dakota Farms with White Operators Compared with All Farms



Data are not available at this geographic level for farms with White Operators.

